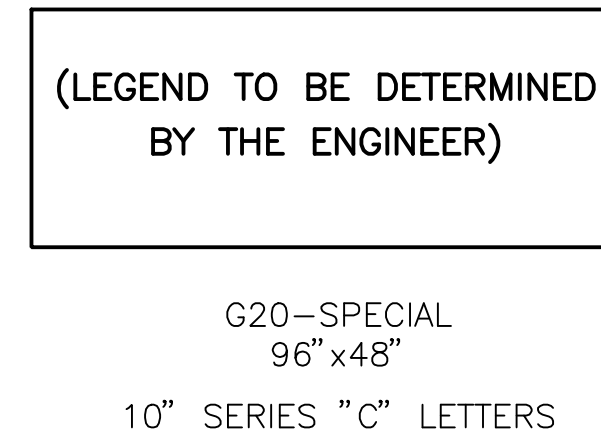
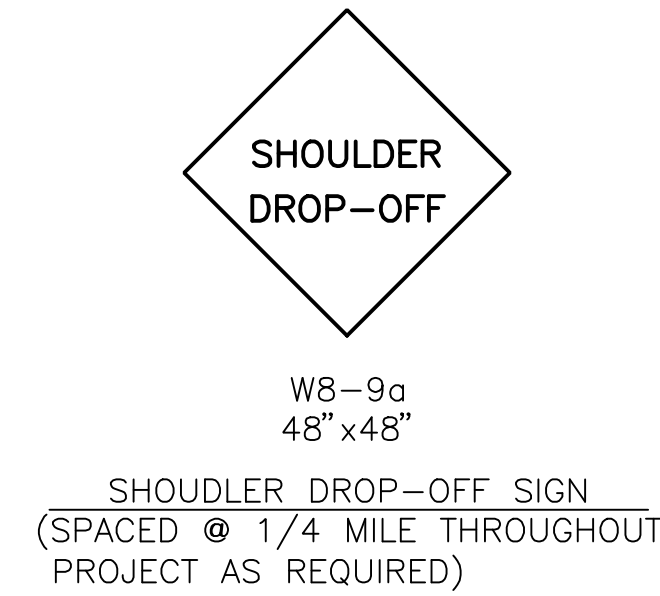
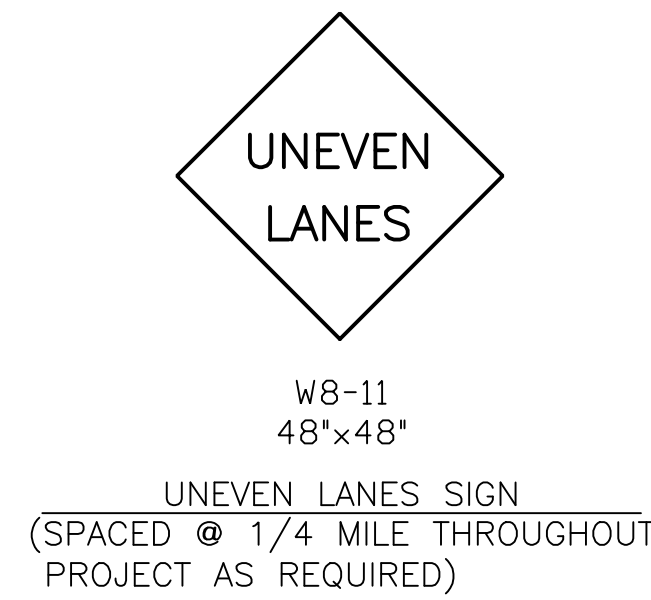



LIST OF TRAFFIC CONTROL DEVICES *

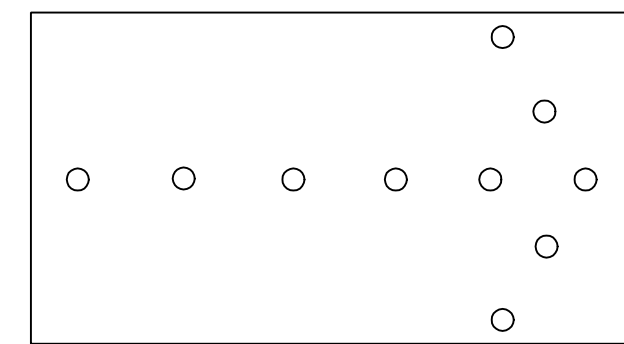
MUTCD DEVICE NO.	NO.	FLASHERS		REMARKS	MUTCD DEVICE NO.	NO.	FLASHERS		REMARKS	DELINEATORS & CHANNELIZATION DEVICES				
		TYPE A	TYPE B				TYPE A	TYPE B		DEVICE	NO.	SIZE	FLASHERS	
										TYPE A	TYPE B	TYPE C		
R11-2	7			ROAD (OR BRIDGE) CLOSED	M4-8a	2			END DETOUR	BARRICADES				
R11-4	1			ROAD CLOSED TO THRU TRAFFIC	M4-9	8			DETOUR STRAIGHT AHEAD	TYPE III	55	8'	31	
					M4-9(L)	4			DETOUR TURNS	TYPE II				
W20-2	2	2		DETOUR AHEAD	M4-9(R)	4			DETOUR TURNS	TYPE I				
W20-3	10	10		ROAD CLOSED AHEAD	M4-10(L)	1			DETOUR ARROW	DRUMS				
					M4-10(R)	1			DETOUR ARROW	CONES				
					Special	20			SEE LAYOUTS SHEET NO. 74	TUBES		28"		
										VERTICAL PANELS				
										SINGLE				
										BACK TO BACK				
										PAVEMENT MARKING \emptyset	WHITE	YELLOW		
										TYPE I 4" SOLID (Lin. Ft.)				
										TYPE I 4" DOTTED (Lin. Ft.)				
										TYPE II 4" SOLID (Lin. Ft.)				
										TYPE II 4" BROKEN (Lin. Ft.)				
										24" WHITE STOP BAR	As Required			
										TEMP. CONCRETE SAFETY BARRIER		(Lin. Ft.)		
										ARROW DISPLAY				
										4' SAFETY FENCE (Lin. Ft.)		(Orange)		

* FOR INFORMATION ONLY QUANTITY SHOWN REPRESENTS MAXIMUM REQUIRED DURING ANY SINGLE STAGE.

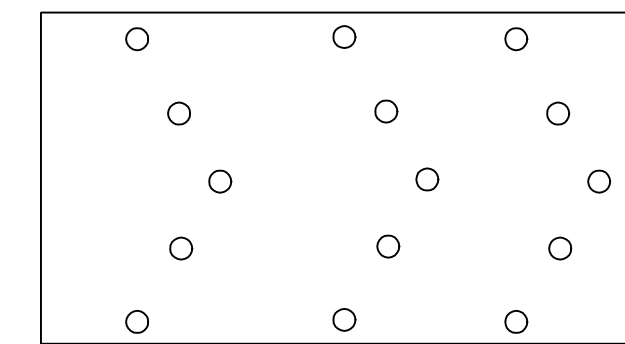
SEE SHEET NO. 76 & 77 FOR TRAFFIC CONTROL NOTES



ARROW DISPLAY



FLASHING ARROW



SEQUENTIAL CHEVRON

ARROW DISPLAY ELEMENTS SHALL BE CAPABLE OF A MINIMUM 50 PERCENT DIMMING FROM THEIR FULL-RATED LAMP VOLTAGE. FULL LAMP VOLTAGE SHOULD BE USED FOR DAY AND DIMMED MODE SHALL BE USED FOR NIGHT.

PAVEMENT MARKINGS:

- (A) TYPE I TAPE IS TO BE APPLIED TO A FINAL SURFACE AS A TEMPORARY MARKING WHEN THE PATTERN OF THE PERMANENT MARKINGS WILL BE DIFFERENT THAN THE TEMPORARY MARKING. TYPE II TAPE IS TO BE APPLIED TO A TEMPORARY SURFACE THAT IS TO BE REMOVED OR COVERED BY FUTURE CONSTRUCTION. TYPE II TAPE IS ALSO TO BE APPLIED TO A FINAL SURFACE WHERE IT IS KNOWN THERE WILL BE PERMANENT MARKINGS PLACED IN THE SAME PATTERN AS THE TEMPORARY TYPE II TAPE.
- (B) ALL CONFLICTING PAVEMENT MARKINGS SHALL BE REMOVED AND ALL TRANSITION TAPERS, CROSSOVERS, AND EDGE LINES ALONG CHANNELIZING DEVICES SHALL BE MARKED WITH SOLID FOUR-INCH WIDE PAVEMENT MARKING TAPE WHEN THE WORK WILL OCCUPY A LOCATION MORE THAN THREE DAYS.

SUMMARY OF BID ITEMS		
BID ITEM	QUANTITY	UNIT
TRAFFIC CONTROL	1	LUMP SUM

SUMMARY OF TRAFFIC CONTROL DEVICES

T.C. NO. 20

PREPARED BY SEDGWICK COUNTY PUBLIC WORKS HIGHWAY DIVISION				
DAVID C. SPEARS, P.E.		DIRECTOR/COUNTY ENGINEER		
REVISED	SCALE	DESIGNED	TRACED	CHECKED
		M.R.B.	D.R.S.	M.R.B.
		DATE 6/88	3/94	3/94
PLANFILE T.C. 2-0			TOTAL SHEETS	

75