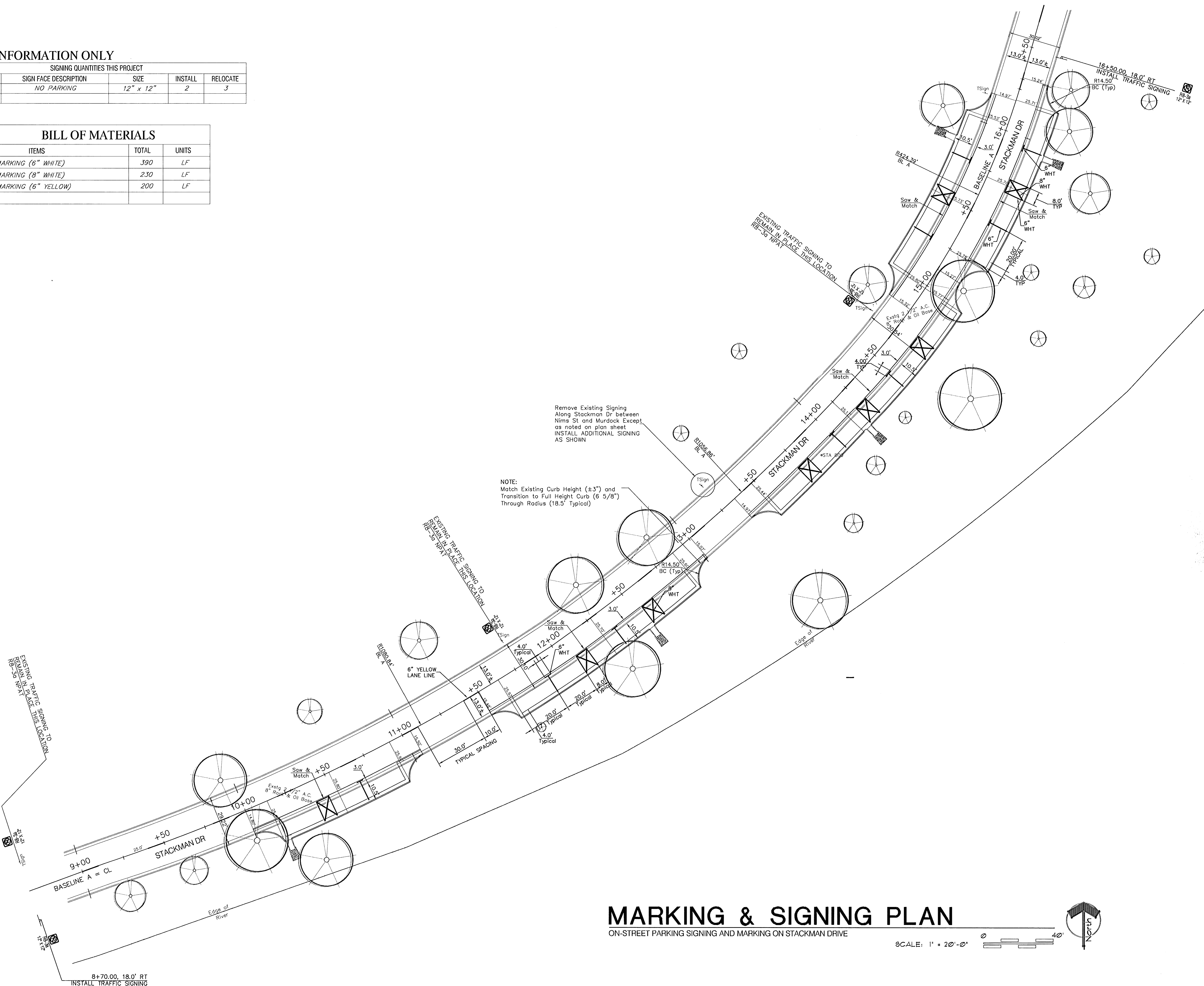


FOR INFORMATION ONLY



SIGNING QUANTITIES THIS PROJECT				
TYPE	SIGN FACE DESCRIPTION	SIZE	INSTALL	RELOCATE
R8-3a	NO PARKING	12" x 12"	2	3

BILL OF MATERIALS		
ITEMS	TOTAL	UNITS
PLASTIC MARKING (6" WHITE)	390	LF
PLASTIC MARKING (8" WHITE)	230	LF
PLASTIC MARKING (6" YELLOW)	200	LF



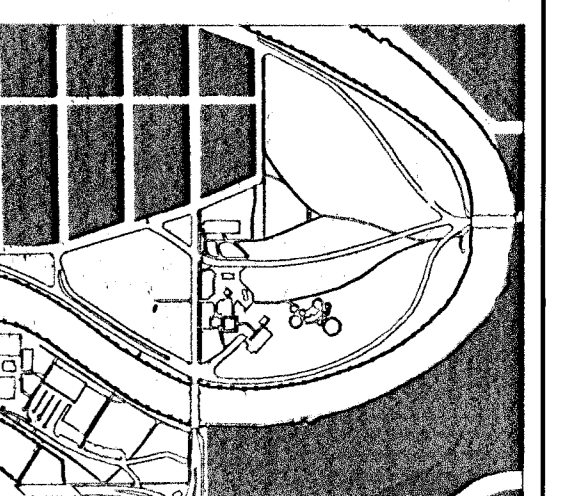
MARKING & SIGNING PLAN

ON-STREET PARKING SIGNING AND MARKING ON STACKMAN DRIVE



RIVERSIDE PARK SYSTEM
Central Riverside Park
Wichita, Kansas

KEY PLAN



CENTRAL RIVERSIDE PARK

PRINTS ISSUED
Sept. 5, 2002

WDM No. 00113
drawn: STAFF
checked: STAFF

STACKMAN DRIVE PARKING
MARKING & SIGNING PLAN

SECTION TWO
6 of 28