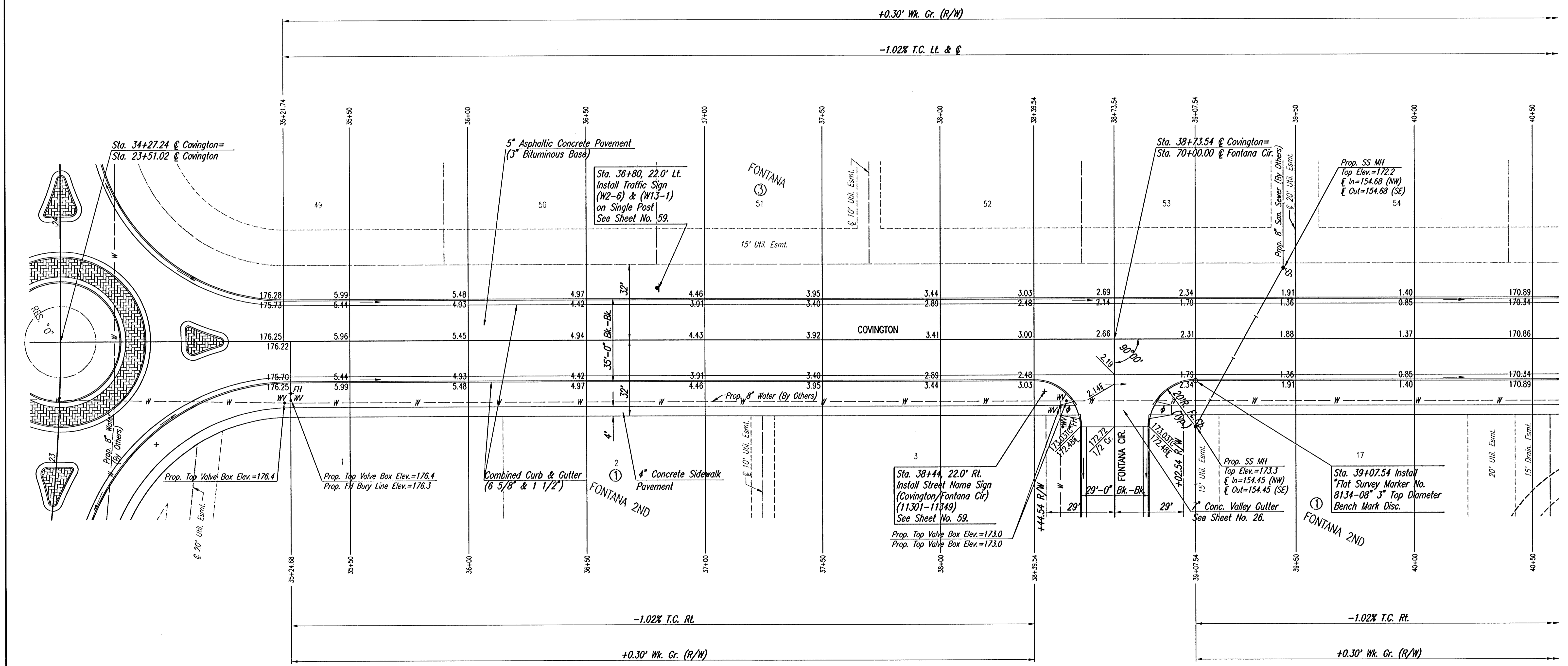
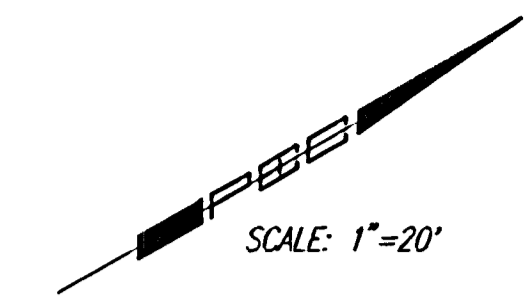



WATER VALVE BOX ELEVATIONS			
STREET	STATION	OFFSET	PROPOSED ELEVATION
COVINGTON	35+22	26.0' RL	176.4
COVINGTON	35+24.68	22.0' RL	176.4
COVINGTON	38+50.54	29.0' RL	173.0
COVINGTON	38+53.19	26.0' RL	173.0



Construct Std. Wheelchair Ramp

Sheet 03-14-2006 9:33:48 AM by JMJ
 Plot Scale 1:20 03-14-2006 9:55:58 AM by JMJ
 C:\2004\0485\000\STR34-40



No.	Revision	By	Date
FONTANA ADDITION-PHASE 1 COVINGTON STA. 34+27.24 TO STA. 40+50 JAMES L. ARMOUR, P.E. - CITY ENGINEER CITY OF WICHITA PROJECT NO. 472-84086			
Professional Engineering Consultants, P.A. 303 S. TOPEKA • WICHITA, KANSAS 67202 316-262-2691 • FAX 316-262-3003			
Designed by	BDB, BLB	Job No.	35-04485-000
Drawn by	BJS	Date	September 2004
			Sheet 17 of 101