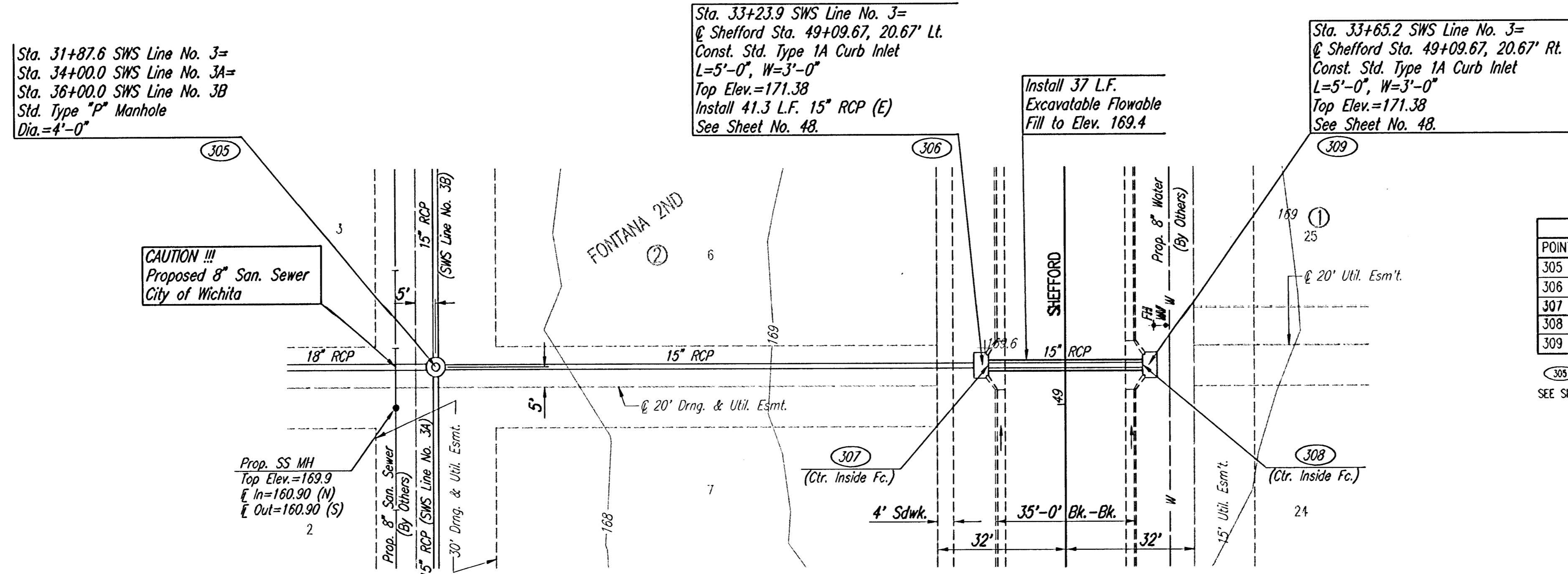


PLAN	CHECKED	DATE
	CHECKED	

PROFILE	CHECKED	DATE
	CHECKED	

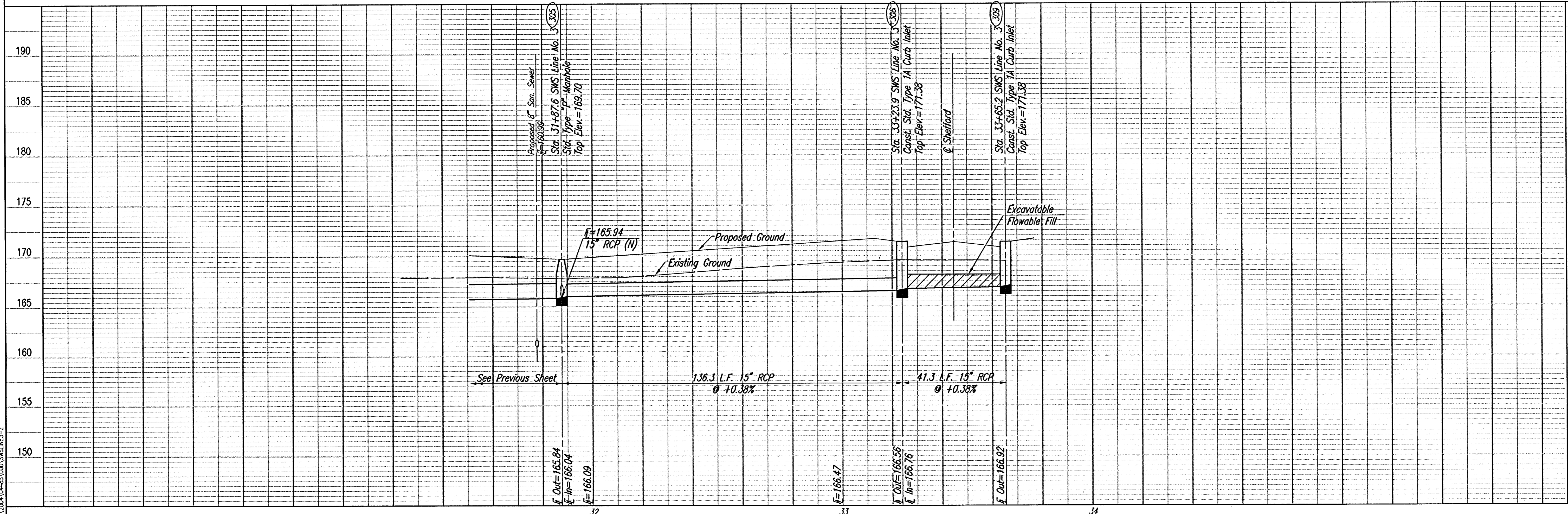

Saved: 03-14-2006 10:26:24 AM by JMJ  
 Plot Scale: 1:20 03-14-2006 10:36:16 AM by JMJ  
 C:\WORK\04485\000\SINGLES-2



SCALE: 1"=20'

COORDINATE LIST		
POINT	NORTH	EAST
305	27,361.8134	17,009.9309
306	27,363.2012	17,146.2538
307	27,363.2165	17,147.7537
308	27,363.6068	17,186.0918
309	27,363.6221	17,187.5917

305 = COORDINATE POINT NO.  
 SEE SHEET NO. 3 FOR PLAT COORDINATES



Fontana Addition-Phase 1

**SWS LINE NO. 3**

JAMES L. ARMOUR, P.E.-CITY ENGINEER  
 CITY OF WICHITA PROJECT NO. 472-84286

Professional Engineering Consultants, P.A.  
 303 S. TOPEKA • WICHITA, KANSAS 67202  
 316-262-2691 • FAX 316-262-3003

Designed By: BJB, BDB  
 Drawn By: BUS

Job No. 35-04485-000  
 Date: SEPTEMBER 2004

Sheet 40 of 101