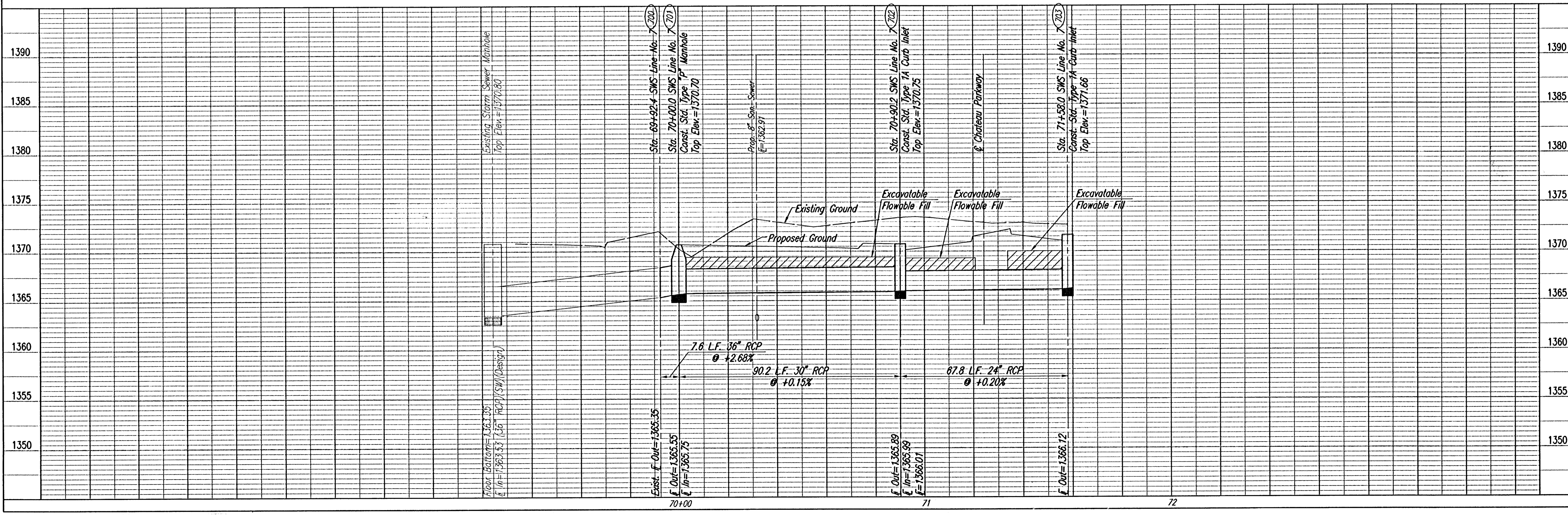


PLAN	CHECKED	CHECKED
BY		
DATE		

PROFILE	CHECKED	CHECKED
BY		
DATE		

DSNR: BLB OPER: BUS SCALE: 1"=20.00  
 Q:\2004\04688\000\04688-000-C-SWS\LINE7 08-23-2005 10:02:49 am



Sta. 69+92.4 SWS Line No. 7=  
 @ N. Bd. Chateau Parkway Sta. 59+18.5, 13.2' Lt.  
 Remove Existing Area Inlet  
 Begin 36" RCP Construction  
 Install 7.6 L.F. 36" RCP (SW)  
 Connect to Existing 36" RCP.

Sta. 70+00.0 SWS Line No. 7=  
 @ N. Bd. Chateau Parkway Sta. 59+12.45, 17.75' Lt.  
 Const. Std. Type "P" Manhole  
 Dia.=5'-0"  
 Top Elev.=1370.70  
 Install 90.2 L.F. 30" RCP (SE)  
 See Sheet No. 35.

Install 84 L.F.  
 Excavatable Flowable  
 Fill to Elev. 1369.4

Sta. 70+90.2 SWS Line No. 7=  
 @ N. Bd. Chateau Parkway Sta. 58+25.00, 4.17' Rt.  
 Const. Std. Type 1A Curb Inlet  
 L=5'-0", W=4'-0"  
 Top Elev.=1370.75  
 Install 67.8 L.F. 24" RCP (W)  
 See Sheet No. 32.

Install 28 L.F.  
 Excavatable Flowable  
 Fill to Elev. 1369.3

Install 22 L.F.  
 Excavatable Flowable  
 Fill to Elev. 1370.0

Sta. 71+58.0 SWS Line No. 7=  
 @ S. Bd. Chateau Parkway Sta. 58+46.20, 3.67' Lt.  
 Const. Std. Type 1A Curb Inlet  
 L=5'-0", W=3'-0"  
 Top Elev.=1371.66  
 See Sheet No. 32.

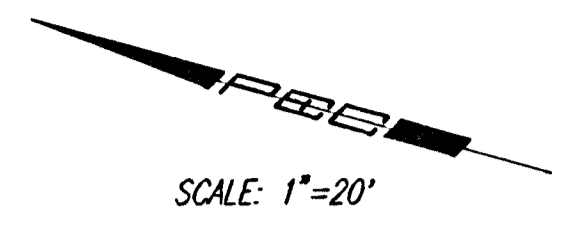
SDM#4 (Pl. #1109)  
 Top=1370.80  
 Floor =1363.35  
 E=1363.53 36" RCP (SW)(Design)  
 E=1363.46 48" RCP (W)(Design)  
 E=1363.26 54" RCP (E)(Design)

SDA#1 (Pl. #1100)  
 Top=1372.05  
 E=1365.35 36" RCP(NE)

Prop. SS MH  
 Top Elev.=1372.2  
 E In=1363.48 (W)  
 E Out=1363.48 (E)


Remove Exist. Cistern  
 Subsidiary to 24" RCP  
 Construction.

CAUTION !!!  
 Proposed 8" San. Sewer  
 City of Wichita



COORDINATE LIST		
POINT	NORTH	EAST
700	387,215.7480	2,372,180.9726
701	387,209.6474	2,372,176.8290
702	387,122.5845	2,372,200.2452
703	387,121.4214	2,372,132.4152

700 = COORDINATE POINT NO.  
 SEE SHEET NO. 3 FOR PLAT COORDINATES



OAK CREEK - PHASE 1  
**SWS LINE NO. 7**  
 JAMES L. ARMOUR, P.E. - CITY ENGINEER  
 CITY OF WICHITA PROJECT NO. 472-84709

Professional Engineering Consultants, P.A.  
 303 S. TORRENS AVENUE, WICHITA, KANSAS 67202  
 316-262-2801 • FAX 316-262-3003

Designed By: BOB, BLB  
 Drawn By: BUS  
 Job No.: 35-04688-000  
 Date: OCTOBER 2004