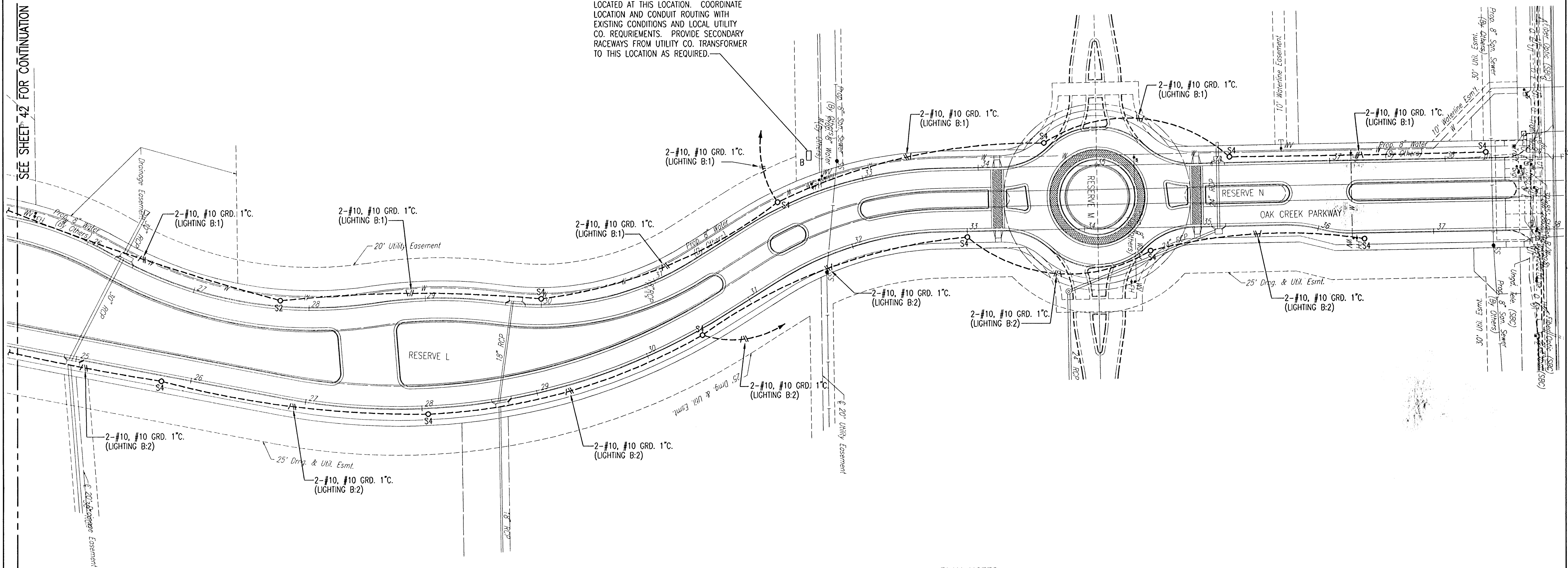


SCALE: 1"=40'

ELECTRICAL SERVICE PEDISTAL. REFER TO DETAIL 1 ON SHEET 40. PANEL 'B' LOCATED AT THIS LOCATION. COORDINATE LOCATION AND CONDUIT ROUTING WITH EXISTING CONDITIONS AND LOCAL UTILITY CO. REQUIREMENTS. PROVIDE SECONDARY RACEWAYS FROM UTILITY CO. TRANSFORMER TO THIS LOCATION AS REQUIRED.



SEE SHEET 42 FOR CONTINUATION



**PLAN NOTES:**

1. MINIMUM CONDUIT SIZE SHALL BE 1".
2. PVC COATED STEEL ELLS AND RISERS AS MANUFACTURED BY ROBROY, PERMA-COLE OR KORKAP SHALL BE USED FOR ALL LOCATIONS.
3. MAXIMUM UNDERGROUND BRANCH CIRCUIT CONDUCTOR PULL/INSTALLATION LENGTH SHALL NOT EXCEED 300'. PROVIDE AND INSTALL PULL BOXES PULL PER DETAIL 3 SHEET 40 FOR ALL BRANCH CIRCUITS INSTALLED WHERE THE PULL/INSTALLATION DISTANCE WILL EXCEED 300'. CONTRACTOR TO DETERMINE PULL BOX LOCATIONS IN THE FIELD.
4. CONDUIT ROUTING SHOWN ON PLANS IS SCHEMATIC ONLY. COORDINATE ROUTING WITH OTHER UTILITIES.

DSNR: DCG OPER: MDB SCALE: 1"=40.0000  
 E:\2004\04688\001\04688-000 SH1 41 E2 LIG 08-24-2005 07:22:49 am



No.	Revision	By	Date
OAK CREEK - PHASE 1			
<b>LIGHT POLES LAYOUT PLAN</b>			
JAMES L. ARMOUR, P.E. - CITY ENGINEER CITY OF WICHITA PROJECT NO. 472-84209			
<b>Professional Engineering Consultants, P.A.</b> 303 S. TOPEKA • WICHITA, KANSAS 67202 316-262-2691 • FAX 316-262-3003			
Designed by	DCG	Job No.	20-04688-000
Drawn by	MDB	Date	August 2004
			Sheet 41 of 86