
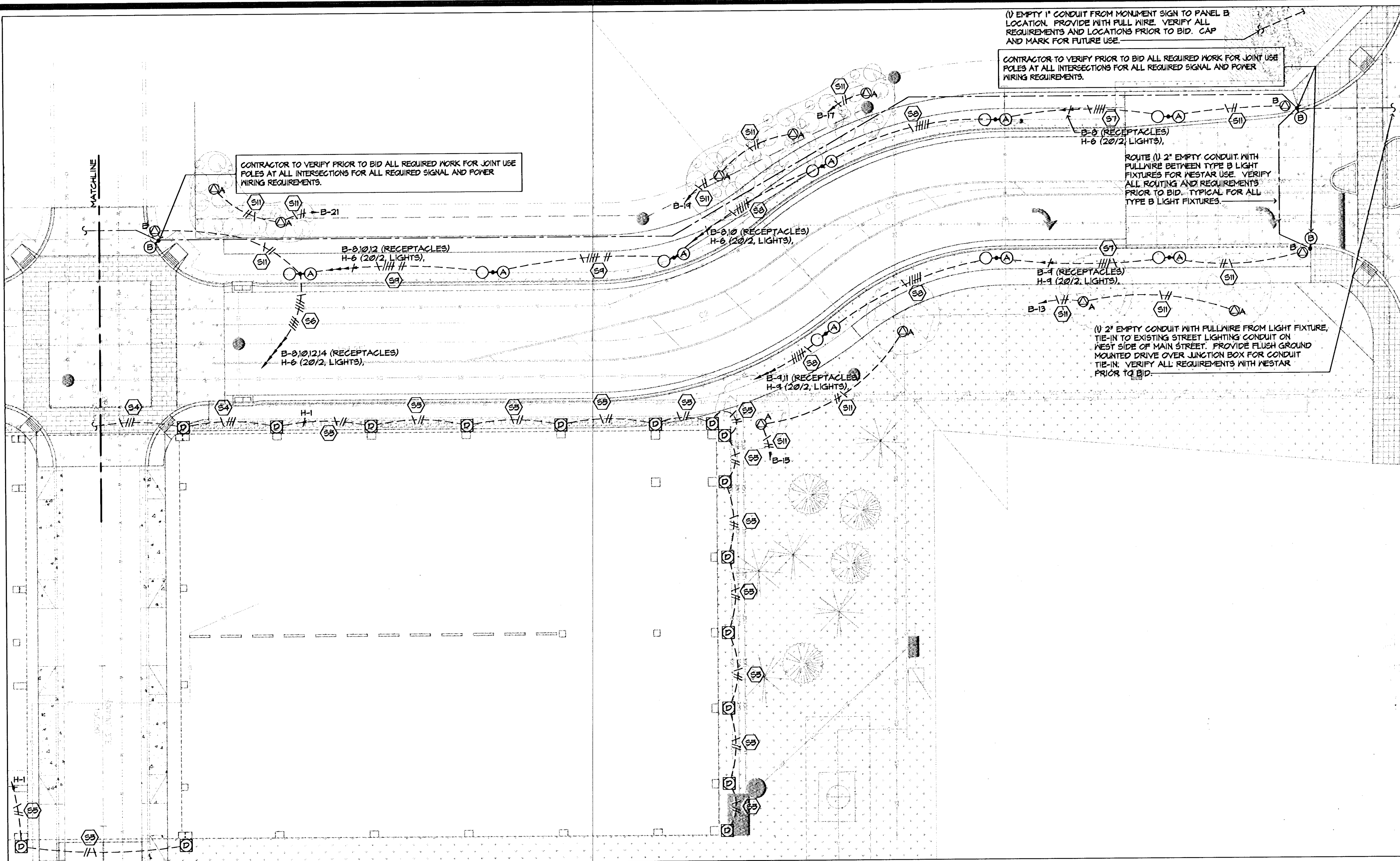


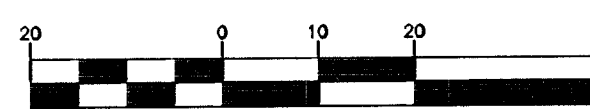
SITE FEEDER SCHEDULE

| FEEDER IDENT. | SETS | CONDUCTORS | | GROUND SIZE PER SET | ISOLATED GRD. SIZE PER SET | CONDUIT SIZE PER SET |
|---------------|------|----------------|------------------|---------------------|----------------------------|----------------------|
| | | QUANT. PER SET | SIZE | | | |
| S1 | 1 | 2 | #8 (LIGHTING) | #6 | ----- | 1 1/2" |
| S2 | 1 | 2 | #6 (RECEPTACLES) | #6 | ----- | 1 1/2" |
| | | 3 | #6 (RECEPTACLES) | #6 | ----- | 1 1/2" |
| S3 | 1 | 2 | #8 (LIGHTING) | #6 | ----- | 1 1/2" |
| | | 4 | #6 (RECEPTACLES) | #6 | ----- | 1 1/2" |
| S4 | 1 | 3 | #8 (LIGHTING) | #6 | ----- | 1" |
| S5 | 1 | 2 | #8 (LIGHTING) | #6 | ----- | 1" |
| S6 | 1 | 2 | #8 (LIGHTING) | #6 | ----- | 2" |
| | | 6 | #4 (RECEPTACLES) | #6 | ----- | 2" |
| S7 | 1 | 2 | #8 (LIGHTING) | #6 | ----- | 2" |
| | | 4 | #4 (RECEPTACLES) | #6 | ----- | 2" |
| S8 | 1 | 2 | #8 (LIGHTING) | #6 | ----- | 2" |
| | | 3 | #4 (RECEPTACLES) | #6 | ----- | 2" |
| S9 | 1 | 2 | #8 (LIGHTING) | #6 | ----- | 2" |
| | | 4 | #4 (RECEPTACLES) | #6 | ----- | 2" |
| S10 | 1 | 2 | #6 (RECEPTACLES) | #6 | ----- | 1" |
| S11 | 1 | 2 | #4 (RECEPTACLES) | #6 | ----- | 1 1/2" |

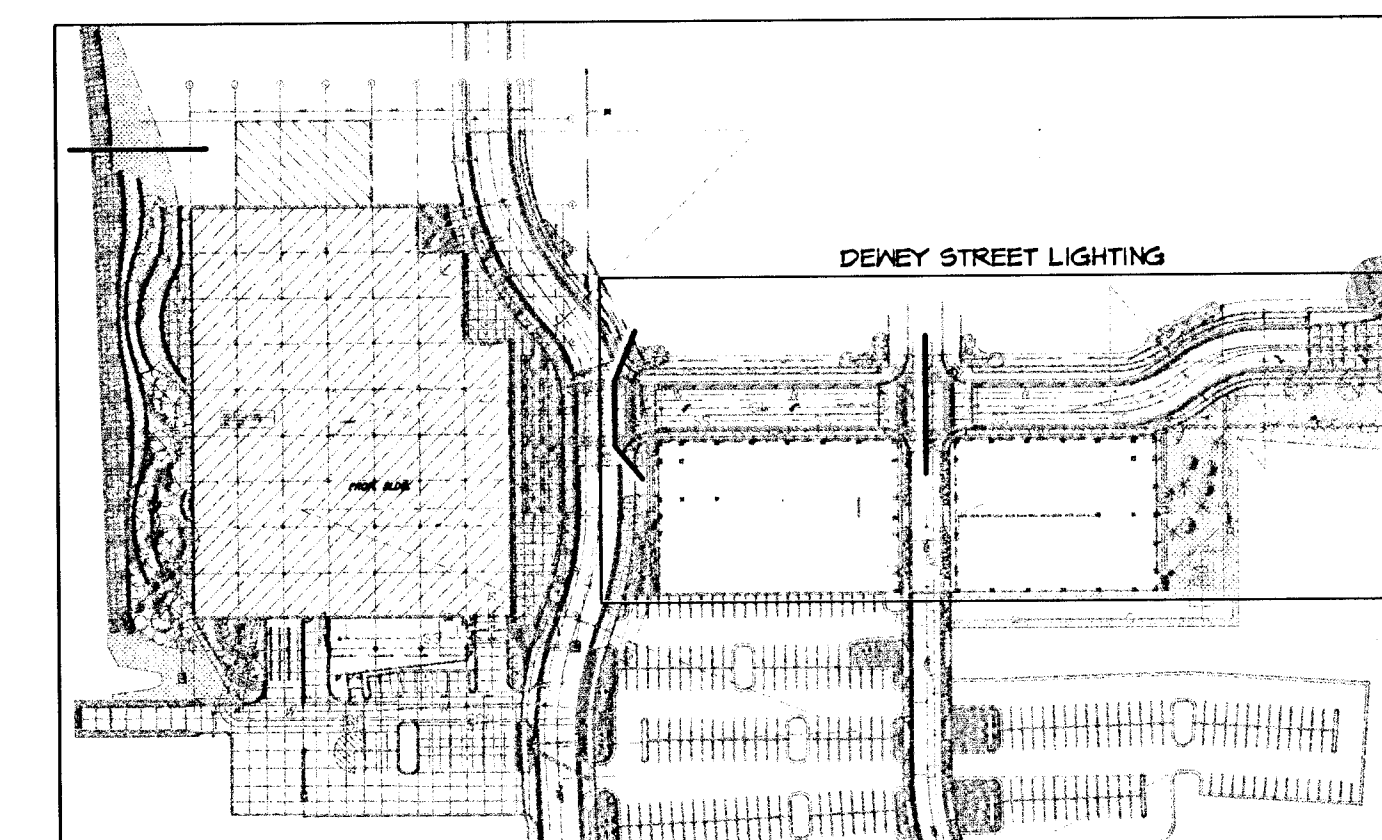


DEWEY STREET LIGHTING

GRAPHIC SCALE



(IN FEET)
1 inch = 20 ft.




LIGHTING KEY PLAN
SCALE: 1" = 160' - 0"

GENERAL NOTES

- SVA
- ELECTRICAL CONTRACTOR TO VERIFY ALL POLE LOCATIONS WITH UTILITY COMPANY PRIOR TO ROUGHIN.
 - ELECTRICAL CONTRACTOR TO VERIFY ALL INSTALLATION REQUIREMENTS WITH CITY OF WICHITA AND LOCAL UTILITY COMPANY PRIOR TO BID.
 - COORDINATE ALL CONDUIT ROUTING WITH PROJECT SITE WORK.
 - ELECTRICAL CONTRACTOR TO VISIT THE SITE PRIOR TO BID AND VERIFY ALL EXISTING CONDITIONS AND REQUIREMENTS.



Electrical Engineering and Design
349 S. Hydraulic
Wichita, Ka. 67211-1908
(316) 264-3001
FAX: (316) 264-3542
05081-224



Gossen Livingston

Architecture
420 South Emporia
Wichita, KS 67202
Tel: (316) 265-9367
Fax: (316) 265-5646
Email: architects@gl.com

© 2005 Gossen Livingston Associates, Inc.


The drawing and all information herein is the exclusive property of Gossen Livingston Associates, Inc. and is not to be copied or used in any way without the express written consent of Gossen Livingston Associates, Inc. All drawings, specifications, ideas, designs and arrangements appearing herein constitute the original and unpublished work of:

Gossen Livingston Associates, Inc.



Johnson & Associates, Inc.
100 E. California Ave. - Third Floor
Oklahoma City, OK 73104
(405) 235-8075 FAX: (405) 235-8078

Certificate of Authorization #E-1128 EXP. DATE: 12-31-2005



WICHITA WATERWALK

PUBLIC IMPROVEMENTS PHASE IA

| Mark | Date | Description |
|------|------|-------------|
| | | |
| | | |
| | | |
| | | |

LIGHTING PLAN - DEWEY ST.

| | |
|---------|----------|
| Job No. | E2.1 |
| Date | 06-16-05 |
| Drawn | SVA |
| Checked | SVA |
| | |