

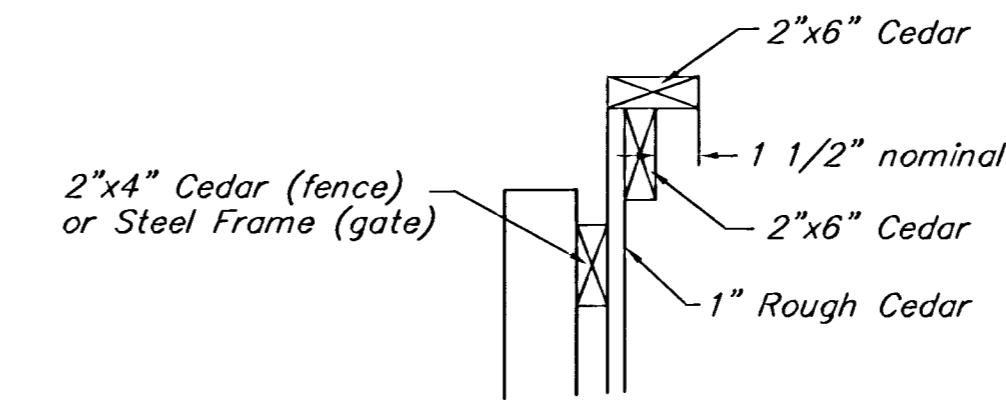
MAJOR SCREEN WALL
NO SCALE

SCREEN WALL CONSTRUCTION NOTES

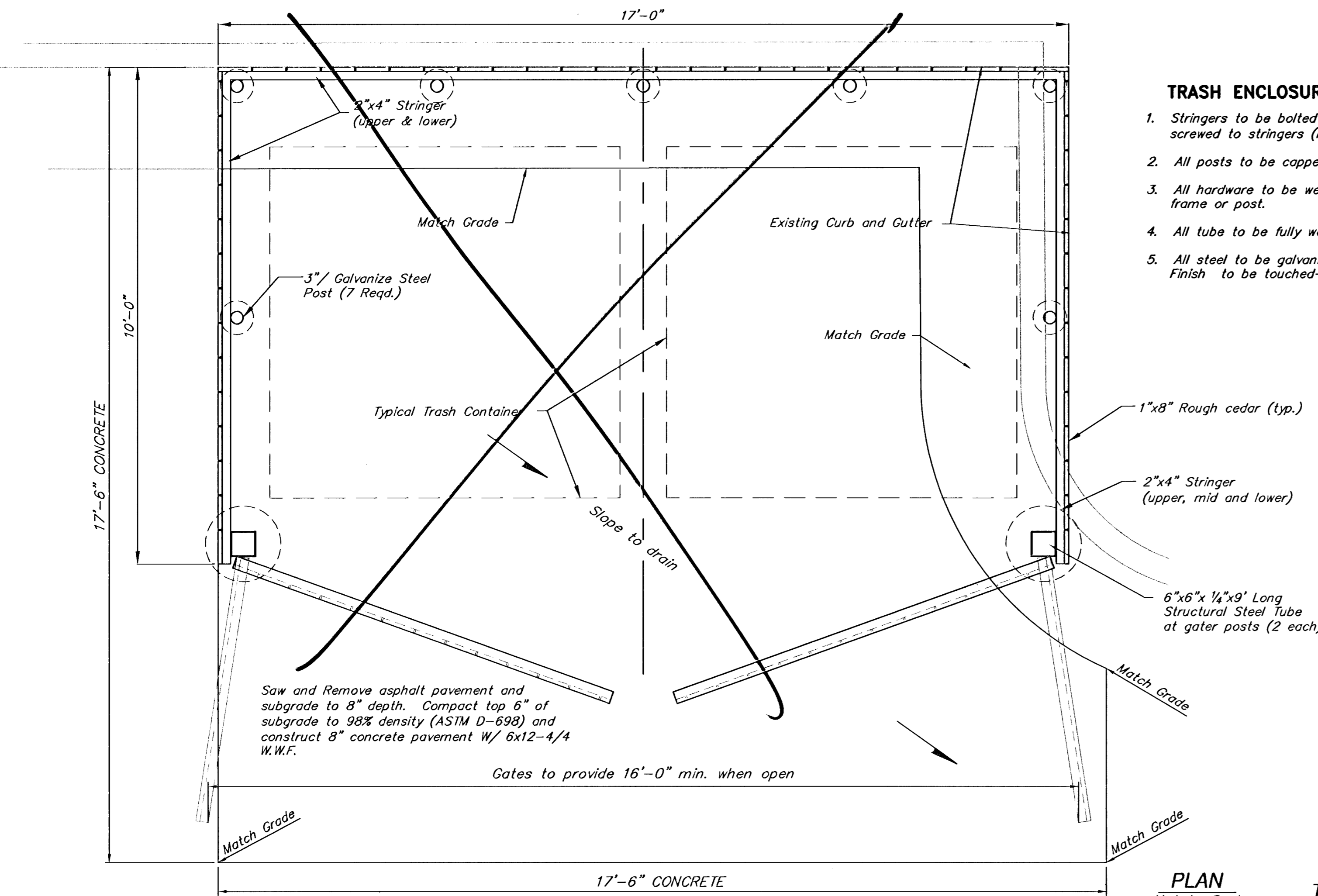
- FOOTINGS MAY BE POURED TO NEAT LINES OF EXCAVATION, PROVIDED VERTICAL LINES OF EXCAVATIONS CAN BE MAINTAINED DURING CONCRETE PLACEMENT.
- ALL STRUCTURAL REGULAR WT. CONCRETE SHALL ATTAIN A MIN. COMPRESSIVE STRENGTH OF 4000 PSI @ 28 DAYS. ALL CONCRETE SHALL BE IN CONFORMANCE WITH THE LATEST ACI 301 STANDARDS PUBLICATION.
- ALL REINFORCING BARS SIZE #3 AND #4 SHALL MEET ASTM A615 GRADE 40 MINIMUM.
- CONCRETE PROTECTION FOR REINFORCEMENT SHALL BE 2" CLEAR FOR FORMED SURFACES & 3" CLEAR FOR FOOTINGS.
- THE MAXIMUM NET ALLOWABLE TOTAL LOAD SOIL BEARING PRESSURE DOES NOT EXCEED 2000 PSI FOR WALL FOOTINGS SHALL BEAR INTO UNDISTURBED NON-ORGANIC SOIL. IF ACTUAL SITE CONDITIONS DO NOT SATISFY THESE REQUIREMENTS, COORDINATE ADJUSTMENTS WITH PROJECT ENGINEER.
- ALL EXPOSED CONCRETE SHALL BE OLD TOWN COLOR MIX OR APPROVED EQUAL. CURED CONCRETE COLOR TO BE APPROVED BY ENGINEER PRIOR TO CONSTRUCTION.
- ALL EXPOSED BRICK IN COLUMNS AND MASONRY WALLS TO BE GRADE SW HOLLOW MASONRY UNITS MEETING ASTM DESIGNATION C652 OR GRADE SW SOLID MASONRY UNITS MEETING ASTM SPEC C216-86.
- TYPE N MORTAR SHALL BE USED FOR ALL EXPOSED BRICK, MORTAR THICKNESS TO BE 3/8"; COLOR TO MATCH EXPOSED CONCRETE.
- BRICK USED IN WALLS SHALL BE "MIDLAND OXIDE RED" STANDARD SIZE BRICK MANUFACTURED BY GLEN GERRY OR APPROVED EQUAL.
- ALL BRICK AND MORTAR WORK SHALL CONFORM TO THE LATEST EDITION OF THE UNIFORM BUILDING CODE, AS ADOPTED BY THE CITY OF WICHITA.
- STEEL TO BE A-36 GRADE. CHANNEL TO BE PER ASTM A-500.
- ALL STEEL SURFACES SHALL BE SHOP PAINTED WITH ONE COAT PRIMER AND TWO TOP COATS. PAINT SYSTEM TO BE USED SHALL BE APPROVED BY THE ENGINEER PRIOR TO FABRICATION. ALL FIELD SCRATCHES SHALL BE TOUCHED UP AFTER ERECTION, USING SAME PAINT SYSTEM.
- PAINT SYSTEM TO BE SHERWIN WILLIAMS ORGANIC ZINC/ACRYLIC (OR APPROVED EQUAL). PRIMER ZINC CLAD B69 SERIES. FINISH BLACK SEMI-GLOSS DTM ACRYLIC B66-100/200.

TRASH ENCLOSURE NOTES

- Stringers to be bolted to posts. Face boards to be screwed to stringers (no nails or staples).
- All posts to be capped.
- All hardware to be welded or bolted to steel gate frame or post.
- All tube to be fully welded and capped.
- All steel to be galvanized or black powder coated. Finish to be touched-up after installation.

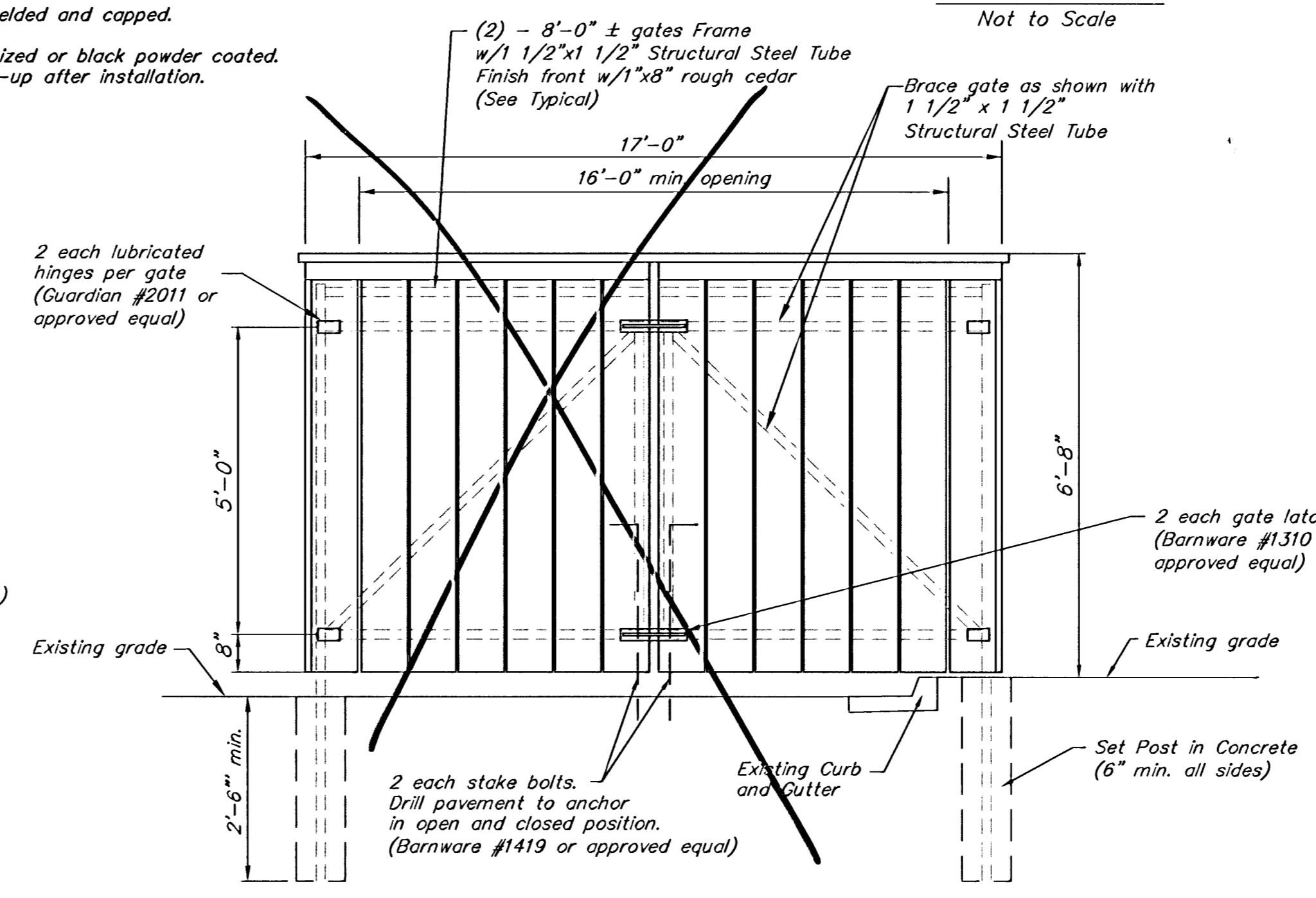


TOP DETAIL
Not to Scale



PLAN
Not to Scale

TRASH ENCLOSURE



ELEVATION
Not to Scale

REVISED 1-14-2004
REV. 8-25-03
REV. 7-23-03

PARKING LOT PLAN - KANSAS PAINT TRASH ENCLOSURE AND WALL DETAILS WICHITA, KANSAS

	Ruggles & Bohm, P.A. Engineering, Surveying, Land Planning		DESIGN TCR
	924 North Main Wichita, Kansas 67203 www.rbkansas.com		DRAWN TEB
(316) 284-8008 (316) 284-4621 fax E-mail: info@rbkansas.com		REVIEW 	SHEET 3
DRAWING FILE Condet2		PROJECT NUMBER 472-83846	UTILITY
DATE July 17, 2003			OF 11