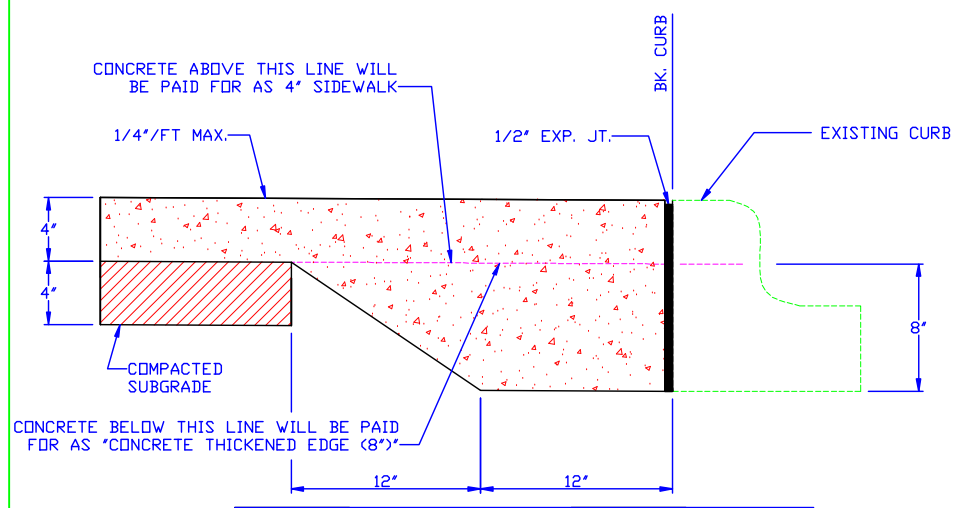
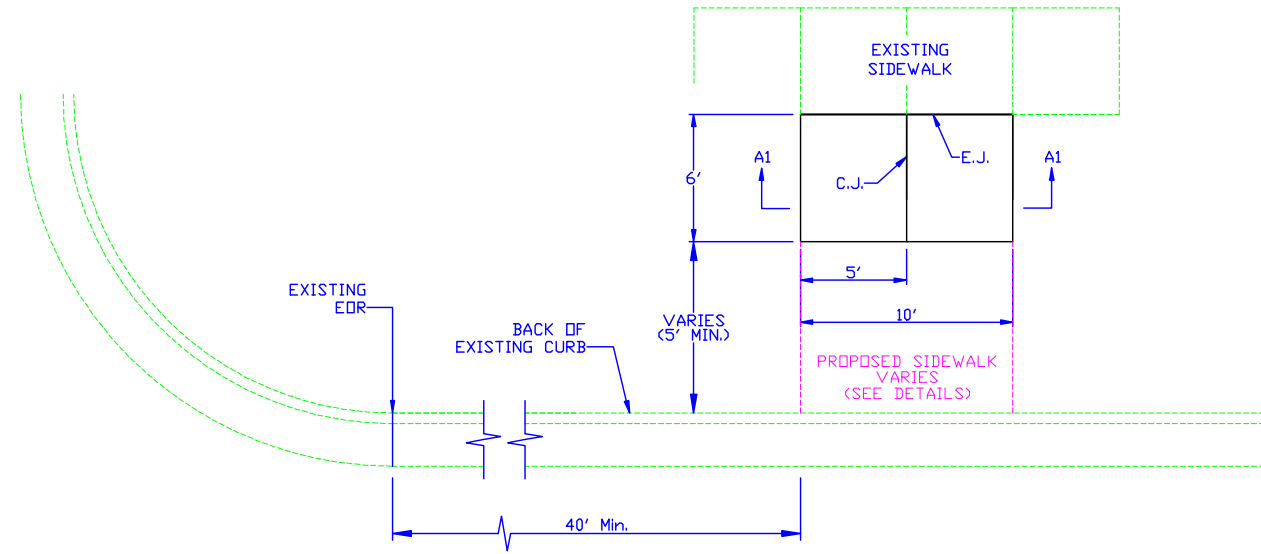


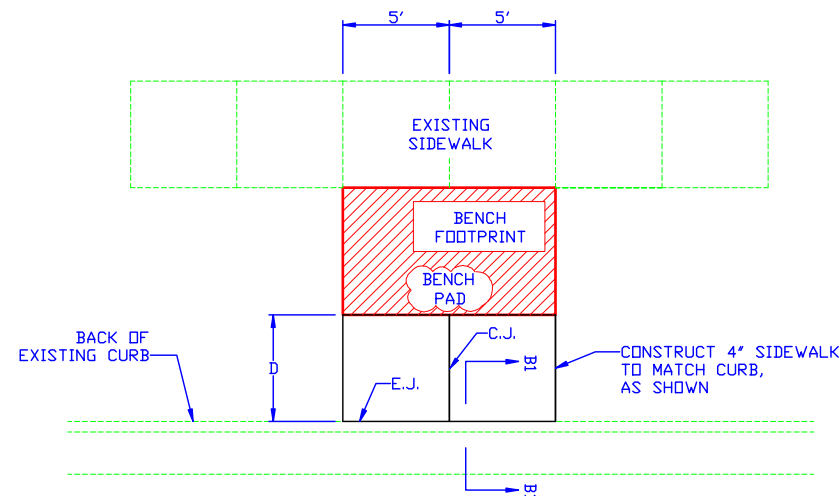
SECTION A1 – A1



SECTION B1 – B1



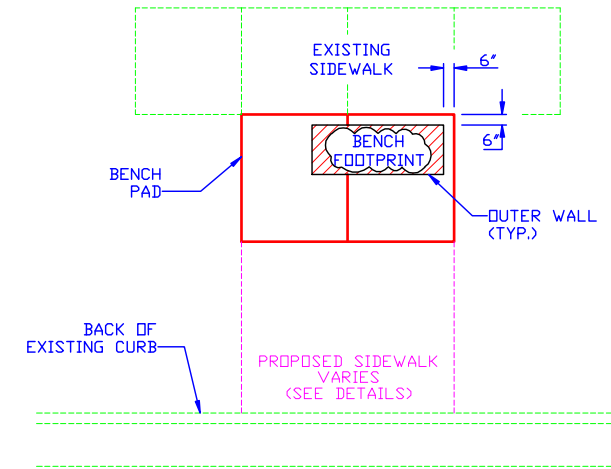
FREESTANDING BENCH PAD



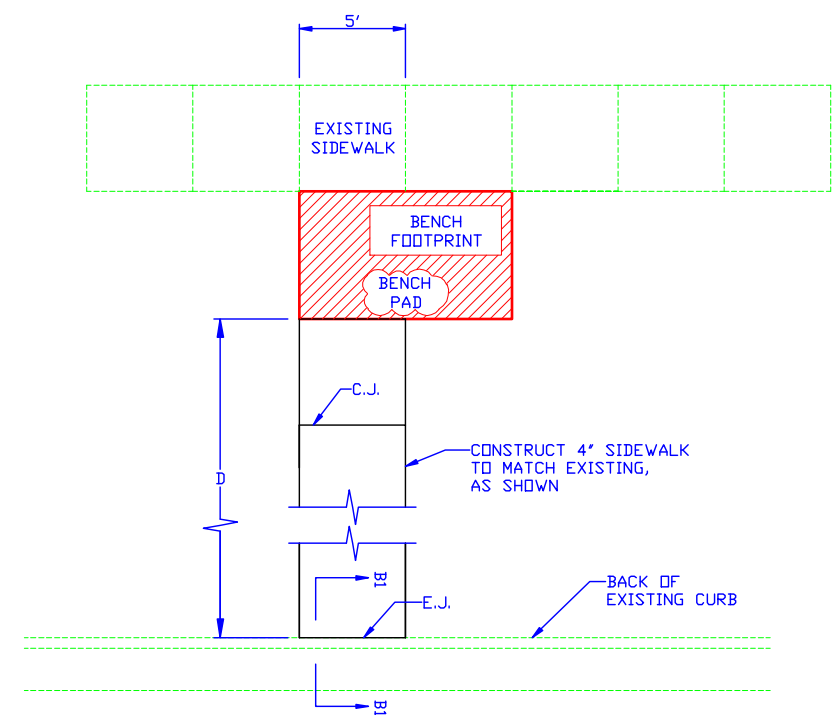
SIDEWALK CONSTRUCTION,  $D \leq 5'$

### GENERAL NOTES

1. IN THE ABSENCE OF EXISTING SIDEWALK, THE MINIMUM 5' SETBACK DISTANCE SHALL BE MAINTAINED.
2. EXCEPT AS OTHERWISE NOTED, SIDEWALK SLOPE MUST NOT EXCEED 5%, IN THE DIRECTION OF TRAVEL, OR 2% PERPENDICULAR TO THE DIRECTION OF TRAVEL.
3. ALL SIDEWALK WITHIN 5' OF BACK-OF-CURB MUST BE CONSTRUCTED AS A LANDING AREA, WITH SLOPES NOT IN EXCESS OF 2% IN ANY DIRECTION.
4. ALL CONCRETE MUST MEET THE REQUIREMENTS OF THE 6.6 SACK CITY MIX.



BENCH LAYOUT



SIDEWALK CONSTRUCTION,  $D > 5'$



ATTACHMENT C FREESTANDING BENCH STANDARD DETAILS			
CITY ENGINEER JAMES L. ARMOUR, P.E., L.S.			
PROJECT NUMBER XXX-XXXX	CQA NUMBER XXXXXX	DATE MM/YY	
CITY ENGINEER'S OFFICE CITY HALL - SEVENTH FLOOR 335 NORTH MAIN STREET WICHITA, KANSAS 67202-1620 (316) 285-4501 (316) 285-4114 FAX		DESIGN ABC	DRAWN DEF
		SHEET C-1	