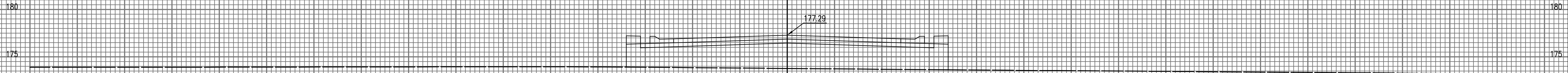


PROJECT NO.	YEAR	SHEET NO.	TOTAL SHEETS
35-06611-000	2006	48	58

25.00'
C=0
CF=78
LF=3



126+25.00

C = 0
CF = 83
LF = 3

126+25.00

25.00'
C=0
CF=76
LF=3

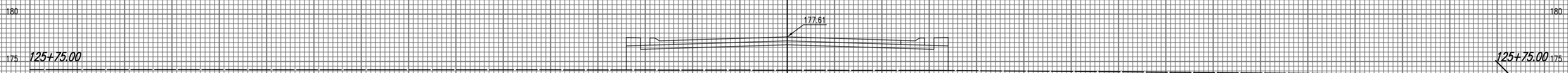


126+00.00

C = 0
CF = 82
LF = 3

126+00.00

25.00'
C=0
CF=76
LF=3

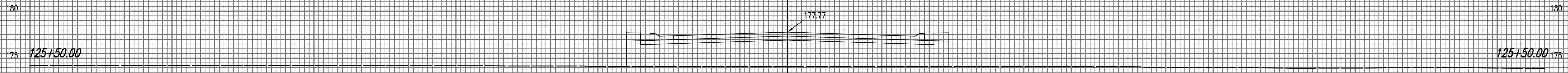


125+75.00

C = 0
CF = 83
LF = 3

125+75.00

25.00'
C=0
CF=79
LF=3



125+50.00

C = 0
CF = 87
LF = 3

125+50.00

Total
C=0 C.Y.
CF=309 C.Y.
LF=12 C.Y.

CORTINA
STA 125+50 TO 126+25
SCALE: 1" = 5' VERT.
1" = 5' HORIZ.

NOTE BOOK	TEMPLATE
NO.	AREAS CHECKED

Saved: 06-04-2007 9:31:34 PM By: BJS
Plot Scale: 1" = 5' VERT. 1" = 5' HORIZ.
J:\SERVING\2006\06611\2007-06-05 to Wichita Street\DWG\48-CROSS SECTION