

GRADING PLANS FOR  
**REGENCY PARK 3RD  
ADDITION**  
WICHITA, KS

**K-98**  
**DITCH GRADING**  
SHEET TITLE

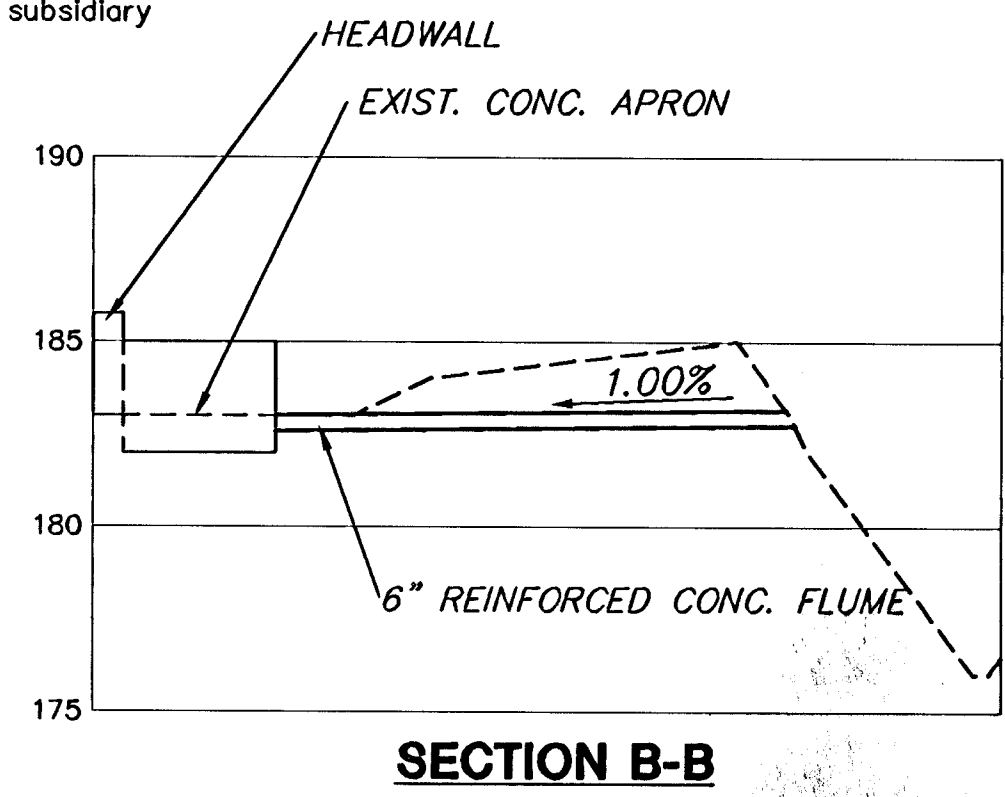
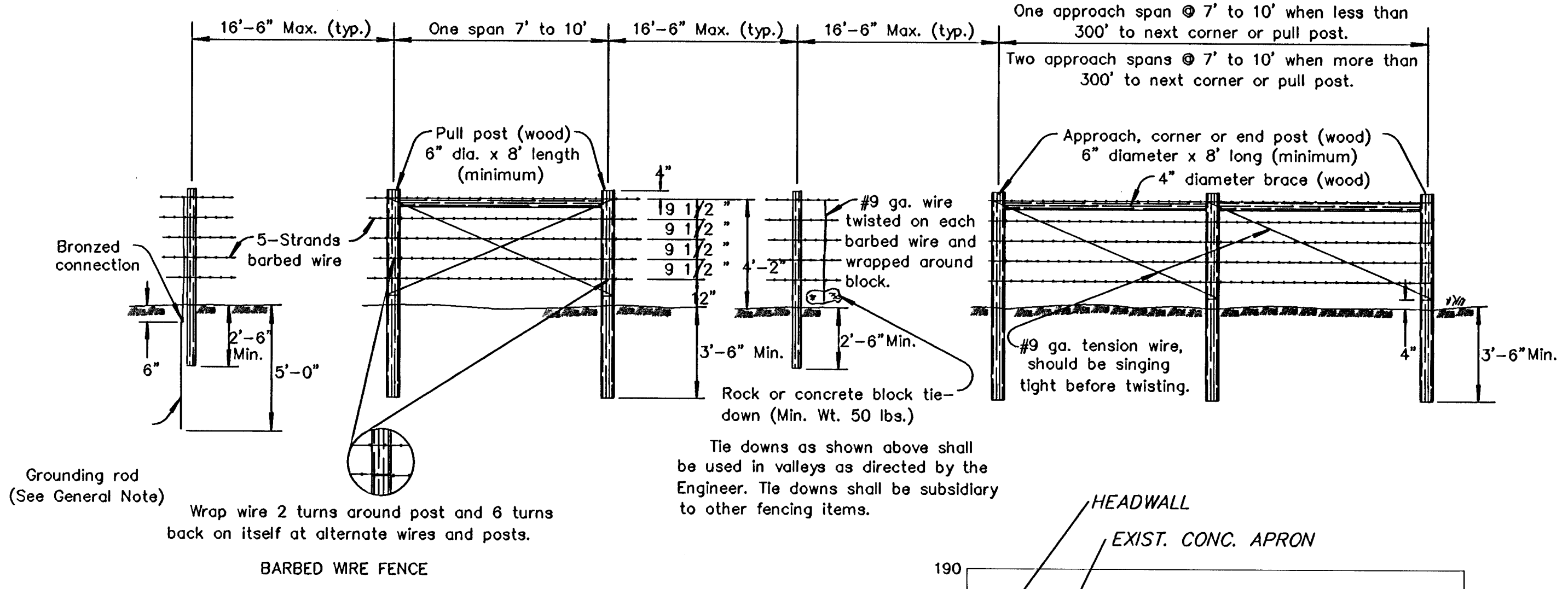
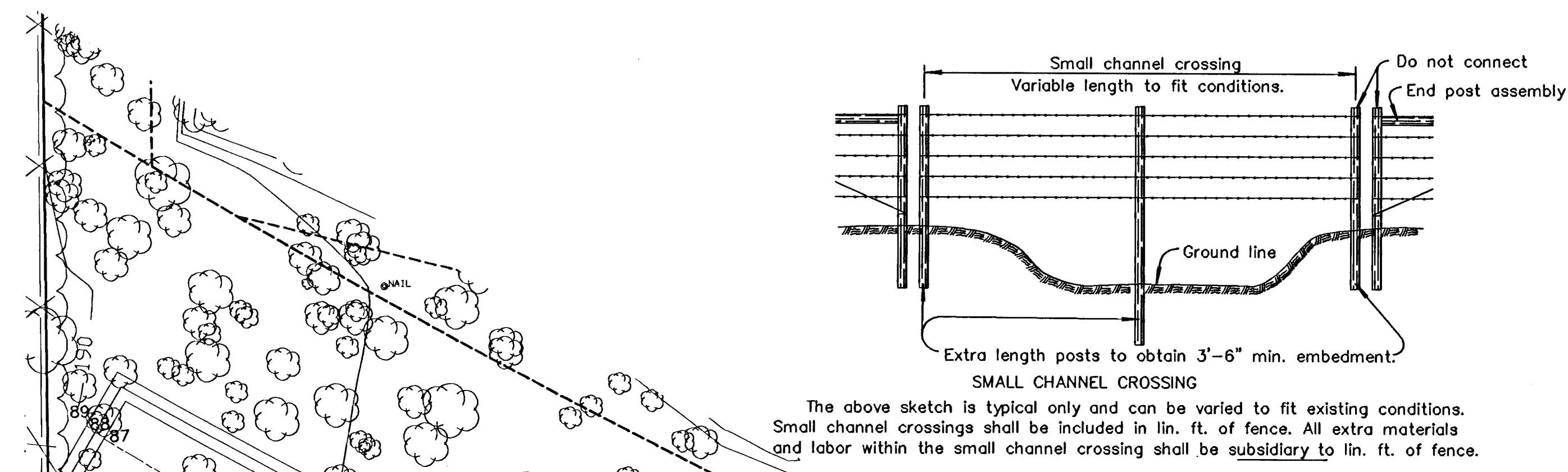
PROJECT NUMBER  
**04130**

DESIGN BY  
**AJK**  
DRAWN BY  
**KWS**  
CHECKED BY  
**SRS**

ISSUED  
**OCTOBER 2006**

REVISED

SHEET NO.  
**2 of 8**

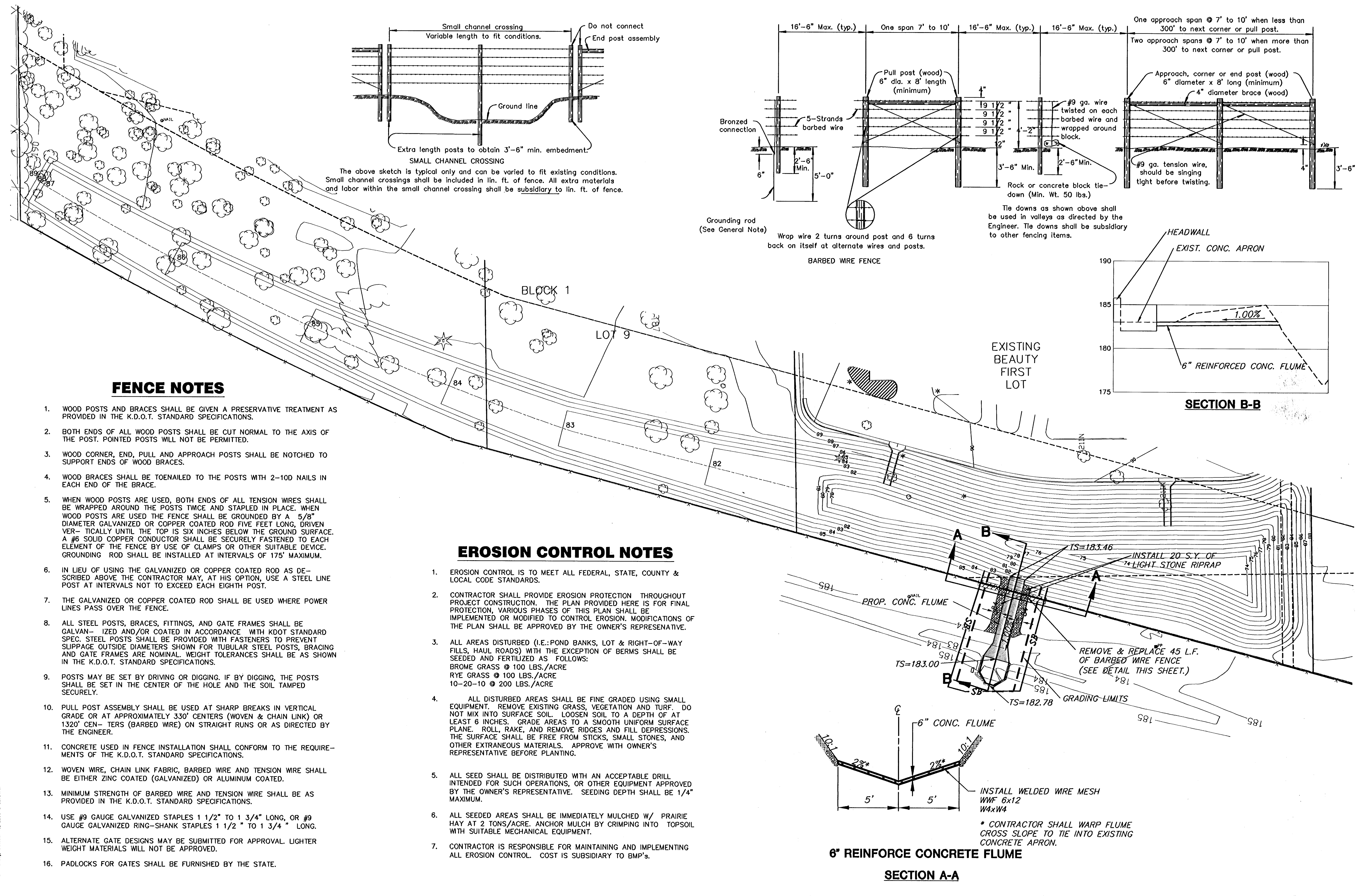


**FENCE NOTES**

- WOOD POSTS AND BRACES SHALL BE GIVEN A PRESERVATIVE TREATMENT AS PROVIDED IN THE K.D.O.T. STANDARD SPECIFICATIONS.
- BOTH ENDS OF ALL WOOD POSTS SHALL BE CUT NORMAL TO THE AXIS OF THE POST. POINTED POSTS WILL NOT BE PERMITTED.
- WOOD CORNER, END, PULL AND APPROACH POSTS SHALL BE NOTCHED TO SUPPORT ENDS OF WOOD BRACES.
- WOOD BRACES SHALL BE TOENAILED TO THE POSTS WITH 2-10D NAILS IN EACH END OF THE BRACE.
- WHEN WOOD POSTS ARE USED, BOTH ENDS OF ALL TENSION WIRES SHALL BE WRAPPED AROUND THE POSTS TWICE AND STAPLED IN PLACE. WHEN WOOD POSTS ARE USED THE FENCE SHALL BE GROUNDED BY A 5/8" DIAMETER GALVANIZED OR COPPER COATED ROD FIVE FEET LONG, DRIVEN VERTICALLY UNTIL THE TOP IS SIX INCHES BELOW THE GROUND SURFACE. A #6 SOLID COPPER CONDUCTOR SHALL BE SECURELY FASTENED TO EACH ELEMENT OF THE FENCE BY USE OF CLAMPS OR OTHER SUITABLE DEVICE. GROUNDED ROD SHALL BE INSTALLED AT INTERVALS OF 175' MAXIMUM.
- IN LIEU OF USING THE GALVANIZED OR COPPER COATED ROD AS DESCRIBED ABOVE THE CONTRACTOR MAY, AT HIS OPTION, USE A STEEL LINE POST AT INTERVALS NOT TO EXCEED EACH EIGHTH POST.
- THE GALVANIZED OR COPPER COATED ROD SHALL BE USED WHERE POWER LINES PASS OVER THE FENCE.
- ALL STEEL POSTS, BRACES, FITTINGS, AND GATE FRAMES SHALL BE GALVANIZED AND/OR COATED IN ACCORDANCE WITH KDOT STANDARD SPEC. STEEL POSTS SHALL BE PROVIDED WITH FASTENERS TO PREVENT SLIPPAGE OUTSIDE DIAMETERS SHOWN FOR TUBULAR STEEL POSTS, BRACING AND GATE FRAMES ARE NOMINAL. WEIGHT TOLERANCES SHALL BE AS SHOWN IN THE K.D.O.T. STANDARD SPECIFICATIONS.
- POSTS MAY BE SET BY DRIVING OR DIGGING. IF BY DIGGING, THE POSTS SHALL BE SET IN THE CENTER OF THE HOLE AND THE SOIL TAMPED SECURELY.
- PULL POST ASSEMBLY SHALL BE USED AT SHARP BREAKS IN VERTICAL GRADE OR AT APPROXIMATELY 330' CENTERS (WOVEN & CHAIN LINK) OR 1320' CENTERS (BARBED WIRE) ON STRAIGHT RUNS OR AS DIRECTED BY THE ENGINEER.
- CONCRETE USED IN FENCE INSTALLATION SHALL CONFORM TO THE REQUIREMENTS OF THE K.D.O.T. STANDARD SPECIFICATIONS.
- WOVEN WIRE, CHAIN LINK FABRIC, BARBED WIRE AND TENSION WIRE SHALL BE EITHER ZINC COATED (GALVANIZED) OR ALUMINUM COATED.
- MINIMUM STRENGTH OF BARBED WIRE AND TENSION WIRE SHALL BE AS PROVIDED IN THE K.D.O.T. STANDARD SPECIFICATIONS.
- USE #9 GAUGE GALVANIZED STAPLES 1 1/2" TO 1 3/4" LONG, OR #9 GAUGE GALVANIZED RING-SHANK STAPLES 1 1/2" TO 1 3/4" LONG.
- ALTERNATE GATE DESIGNS MAY BE SUBMITTED FOR APPROVAL. LIGHTER WEIGHT MATERIALS WILL NOT BE APPROVED.
- PADLOCKS FOR GATES SHALL BE FURNISHED BY THE STATE.

**EROSION CONTROL NOTES**

- EROSION CONTROL IS TO MEET ALL FEDERAL, STATE, COUNTY & LOCAL CODE STANDARDS.
- CONTRACTOR SHALL PROVIDE EROSION PROTECTION THROUGHOUT PROJECT CONSTRUCTION. THE PLAN PROVIDED HERE IS FOR FINAL PROTECTION, VARIOUS PHASES OF THIS PLAN SHALL BE IMPLEMENTED OR MODIFIED TO CONTROL EROSION. MODIFICATIONS OF THE PLAN SHALL BE APPROVED BY THE OWNER'S REPRESENTATIVE.
- ALL AREAS DISTURBED (I.E.: POND BANKS, LOT & RIGHT-OF-WAY FILLS, HAUL ROADS) WITH THE EXCEPTION OF BERMS SHALL BE SEEDED AND FERTILIZED AS FOLLOWS:  
BROME GRASS @ 100 LBS./ACRE  
RYE GRASS @ 100 LBS./ACRE  
10-20-10 @ 200 LBS./ACRE
- ALL DISTURBED AREAS SHALL BE FINE GRADED USING SMALL EQUIPMENT. REMOVE EXISTING GRASS, VEGETATION AND TURF. DO NOT MIX INTO SURFACE SOIL. LOOSEN SOIL TO A DEPTH OF AT LEAST 6 INCHES. GRADE AREAS TO A SMOOTH UNIFORM SURFACE PLANE. ROLL, RAKE, AND REMOVE RIDGES AND FILL DEPRESSIONS. THE SURFACE SHALL BE FREE FROM STICKS, SMALL STONES, AND OTHER EXTRANEUS MATERIALS. APPROVE WITH OWNER'S REPRESENTATIVE BEFORE PLANTING.
- ALL SEED SHALL BE DISTRIBUTED WITH AN ACCEPTABLE DRILL INTENDED FOR SUCH OPERATIONS, OR OTHER EQUIPMENT APPROVED BY THE OWNER'S REPRESENTATIVE. SEEDING DEPTH SHALL BE 1/4" MAXIMUM.
- ALL SEEDED AREAS SHALL BE IMMEDIATELY MULCHED W/ PRAIRIE HAY AT 2 TONS/ACRE. ANCHOR MULCH BY CRIMPING INTO TOPSOIL WITH SUITABLE MECHANICAL EQUIPMENT.
- CONTRACTOR IS RESPONSIBLE FOR MAINTAINING AND IMPLEMENTING ALL EROSION CONTROL. COST IS SUBSIDIARY TO BMP'S.



PLOTTED: Monday, October 16, 2006 @ 10:34AM

J:\Cm\04130\Grading\GRAD\K-98 DITCH\DTCH\_K98