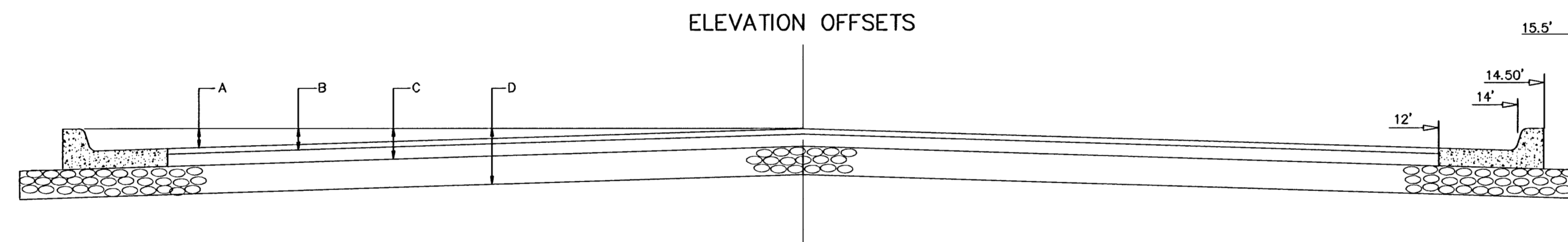
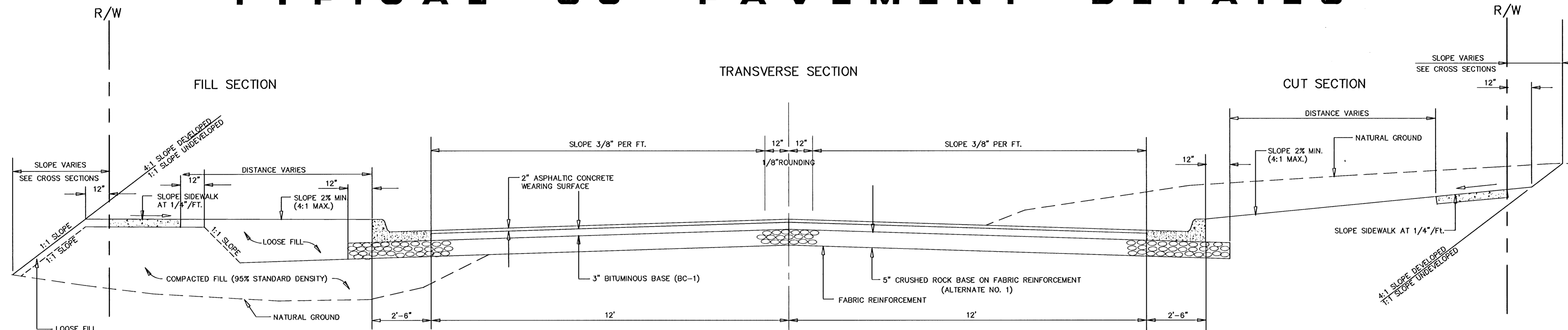


TYPICAL 35' PAVEMENT DETAILS



	DISTANCE FROM CENTERLINE (LT. & RT.)												
	0'	2'	4'	6'	8.5'	10'	12'	14'	15'	17'	17.5'	17.67'	18.17'
A: TOP OF CURBS TO TOP OF SURFACE LIFT	0.04	0.08	0.14	0.21	0.29	0.33	0.39	0.46	0.49	-	-	-	-
B: TOP OF CURBS TO TOP OF UPPER BASE LIFT	0.21	0.25	0.31	0.37	0.45	0.50	0.56	0.62	0.65	-	-	-	-
C: TOP OF CURBS TO TOP OF LOWER BASE LIFT	0.37	0.43	0.50	0.57	0.67	0.72	0.79	0.87	0.90	0.98	1.00	1.00	-
D: TOP OF CURBS TO BOTTOM OF ROCK	0.62	0.67	0.74	0.81	0.90	0.95	1.02	1.08	1.12	1.19	1.21	1.21	1.23

SUBGRADE ALTERNATES

- ALTERNATE NO. 1
5" CRUSHED ROCK BASE ON FABRIC REINFORCEMENT
- ALTERNATE NO. 2
5" RECYCLED ASPHALT PAVEMENT BASE ON FABRIC REINFORCEMENT

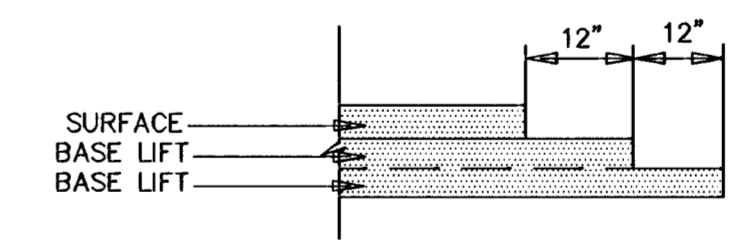
CRUSHED ROCK & RAP GRADATION REQUIREMENTS

Percent of Aggregate Retained

2-1/2"	0
3/4"	20 - 60
#4	50 - 80
#40	80 - 94
#200	90 - 98

ROCK QUALITY SHALL CONFORM TO THE REQUIREMENTS SPECIFIED BY THE KDOT 1990 EDITION STANDARD SPECIFICATION SUBSECTION 1102 FOR DURABILITY CLASS 1.

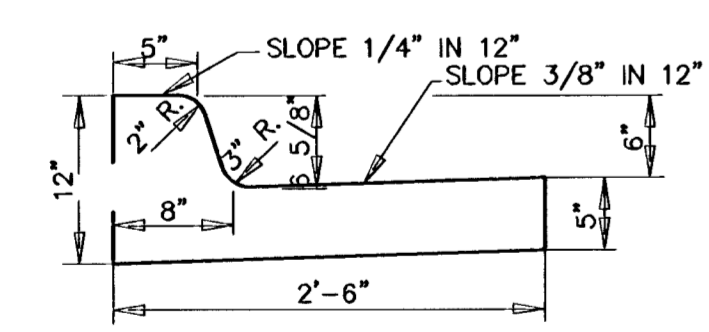
FABRIC BASE REINFORCEMENT SHALL BE 8 x 1100 BY TENSAR CORP. OR APPROVED EQUAL. FABRIC BASE REINFORCEMENT SHALL BE INSTALLED IN ACCORDANCE WITH MANUFACTURER'S RECOMMENDATIONS. CRUSHED ROCK SHALL BE UNIFORMLY GRADED FROM 1 1/2" MAXIMUM SIZE TO NOT MORE THAN 10% PASSING A NO. 200 SIEVE. ROCK QUALITY SHALL BE THE SAME AS SPECIFIED FOR COARSE AGGREGATE FOR CONCRETE MIXES.



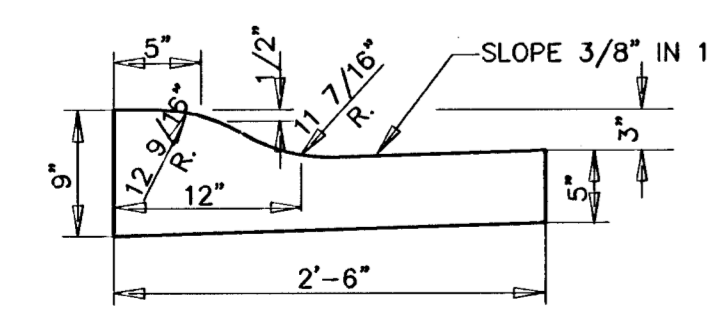
TRANSVERSE CONSTRUCTION JOINTS

TRANSVERSE CONSTRUCTION JOINTS SHALL BE CONSTRUCTED IN FLEXIBLE BASE PAVEMENTS AT LOCATIONS WHERE PAVEMENT JOINTS EXISTING FLEXIBLE BASE PAVEMENT AS SHOWN BY THE DETAIL. ALL COSTS ASSOCIATED WITH THE CONSTRUCTION OF THE TRANSVERSE JOINT SHALL BE INCLUDED IN THE BID PRICE FOR SQUARE YARDS 5" ASPHALTIC CONCRETE PAVEMENT (3" BITUMINOUS BASE)

COMBINED CURB & GUTTER



ROLL TYPE COMBINED CURB & GUTTER




GENERAL NOTES

- ROCK BASE IS TO BE COMPACTED AND SMOOTHED WITH A STEEL FACED ROLLER PRIOR TO PLACEMENT OF ASPHALT. TACK COAT WILL NOT BE APPLIED TO ROCK BASE.
- A TACK COAT OF EMULSIFIED ASPHALT (SC-1H OR CSS-1H) SHALL BE APPLIED AT AN APPROXIMATE RATE OF 0.05 GALLONS PER SQUARE YARD BETWEEN EACH LIFT OF ASPHALTIC MATERIAL.
- BITUMINOUS BASE AND ASPHALTIC CONCRETE WEARING SURFACE SHALL BE PLACED WITH A LAYDOWN MACHINE HAVING AUTOMATIC CONTROLS FOR LINE AND GRADE.
- CONSTRUCTION JOINTS IN EACH LIFT SHALL BE STAGGERED A MINIMUM DISTANCE OF ONE (1) FOOT FROM JOINTS IN PRECEDING LIFTS AND PLACED SO THAT A JOINT WILL BE CONSTRUCTED ON THE CENTERLINE OF THE TOP LIFT.

No.	Date	By	Approved	Revision

THE LOCKS AT ABERDEEN
STREET IMPROVEMENTS
TYPICAL 35' PAVEMENT DETAILS
CITY OF WICHITA, KANSAS
MICHAEL E. LINDEBAK, P.E. - CITY ENGINEER
Proj.# 472-83359 O.C.A.# 765861

POE & ASSOCIATES OF KANSAS, INC.
CONSULTING ENGINEERS
3940 E. Central, Suite 200 ■ Wichita, KS 67220-4242
Phone: 316-685-4114 ■ FAX: 316-685-4444



FINAL
Engineer: J. Ubert
Drawn By: B. Kulla
[Poe Job No.: 1656B
Date: May 2001