FHWA REGION NO.	STATE	PROJECT NO.	YEAR	SHEET NO.	TOTAL SHEETS
7	KANSAS			37	46

SILT FENCE:

1. Stakes shall be 4' (min.) long and of one of the following materials:
   a. Hardwood – 1 3/16 " x 1 3/16 ";
   b. Southern Pine (No. 2) – 2 5/8 " x 2 5/8 ";
   c. Steel U, T, L, or C Section – 1.33 lbs. per 1'–0"; or
   d. Synthetic – same strength as wood stakes.
2. Attach fence fabric to stakes with staples, wire or nails.
3. Refer to plan sheets to estimate the length of Silt Fence required.
4. Use support fencing when tributary area is greater than 2.4 acres or when ditch gradient is greater than 2 percent.

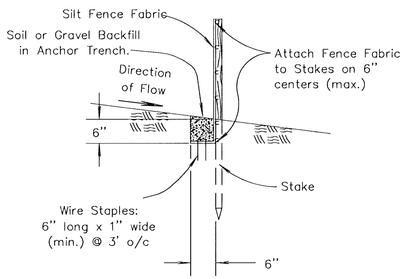

SECTION B – B

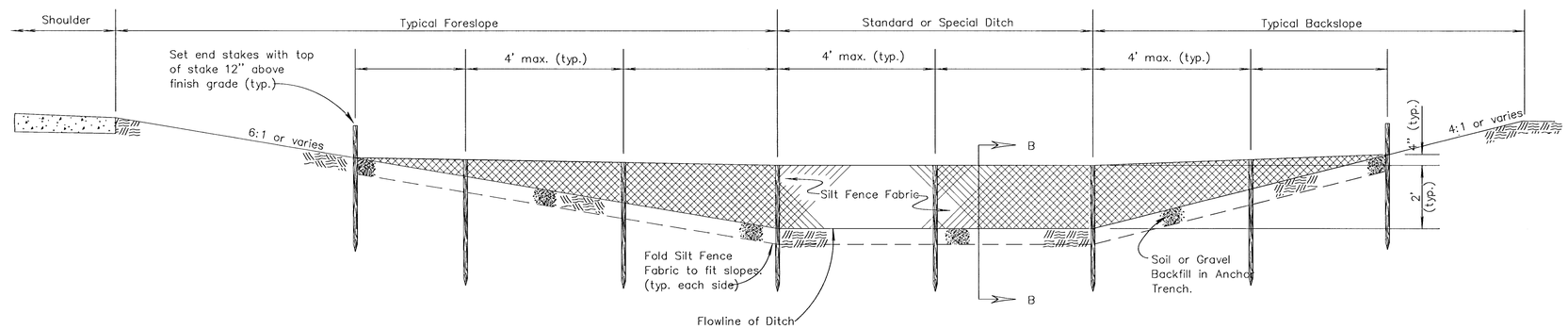

TYPICAL ELEVATION

SILT FENCE DITCH CHECK

NO SCALE

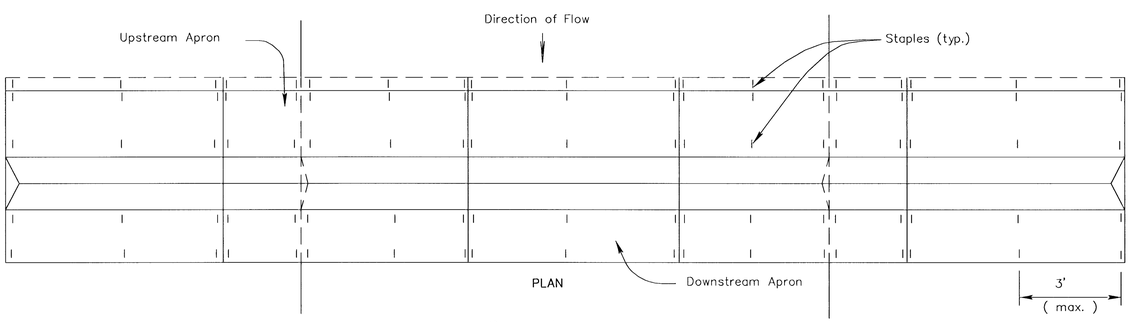

PLAN

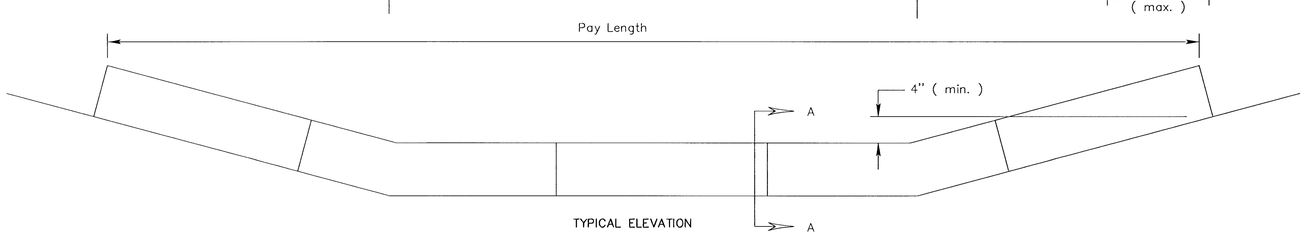

TYPICAL ELEVATION

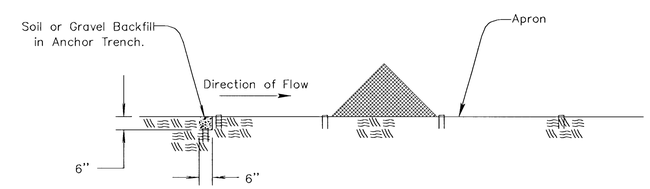

SECTION A – A

TRIANGULAR SILT DIKE NOTES

1. Place Triangular Silt Dike sections tightly together, with apron material overlapping end–to–end by 6".
2. Wire Staples shall be 6" long by 1" wide, minimum.
3. Use as many Triangular Silt Dike sections as necessary to insure water does not flow around end of ditch check.

TRIANGULAR SI LT DI KE DITCH CHECK

NO SCALE

NO.	DATE	REVISIONS	BY	APP'D
3				
2				
1				

KANSAS DEPARTMENT OF TRANSPORTATION

TEMPORARY EROSION AND POLLUTION CONTROL

SILT FENCE DITCH CHECKS

TRIANGULAR SILT DIKE DITCH CHECKS

LA852F

F.H.W.A. APPROVAL		5/20/99	APP'D			Richard D. Ross	
DESIGNED	WCL	DETAILED	WCL	QUANTITIES		TRACED	WCL
DESIGN CK.	RDR	DETAIL CK.	RDR	QUAN.CK.		TRACE CK.	RDR