LEARJET WAY
STORM WATER SEWER
LINE 1 & LINE 2

STA. 0+00, LINE 1=
ST. STA. 27+16.11, 16.50' LT.
EXIST. MANHOLE W/BEEHIVE GRATE
ADJUST TOP W/NEW RING AND COVER
EXIST. TOP=130.18
PROP. TOP=132.86
PLUG EXIST 48"x60" HECMP STUB (W)
CUT INTO EXIST. MH WALL TO INSTALL
30" RCP (W)
FL IN=126.82 (15" CMP-N)
FL IN=124.12 (30" RCP-W)
FL OUT=117.49 (48"X60" HECMP-E)

STA. 0+44.34, LINE 2=
ST. STA. 24+50, 27.67' LT.
CONST. CURB INLET TYPE 1A
L=11'-4", W=4'-4"
INLET TOP=131.72
INSTALL 24" x 11.17' RCP (N)
FL OUT=126.22 (24" RCP-N)

STA. 2+63.44, LINE 1=
STA. 0+33.17, LINE 2=
ST. STA. 24+52.67, 16.50' LT.
CONST. STD. SHALLOW MANHOLE
DIA.=5'-0"
MANHOLE TOP=131.42
INSTALL 30" x 263.44' RCP (E)
FL IN=126.07 (24" RCP-N&S)
FL OUT=125.57 (30" RCP-E)

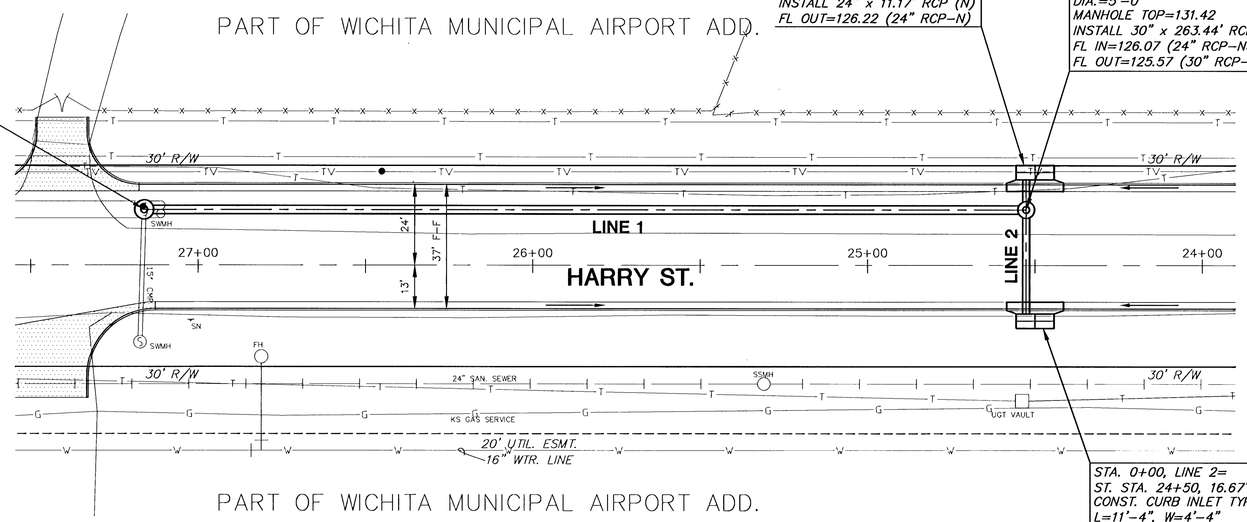

STA. 0+00, LINE 2=
ST. STA. 24+50, 16.67' LT.
CONST. CURB INLET TYPE 1A
L=11'-4", W=4'-4"
INLET TOP=132.06
INSTALL 24" x 33.17' RCP (S)
FL OUT=126.12 (24" RCP-S)

N

SCALE: 1"=20'
20 10 0 20

PLAN - LINE 1 & LINE 2
SCALE: 1" = 20'

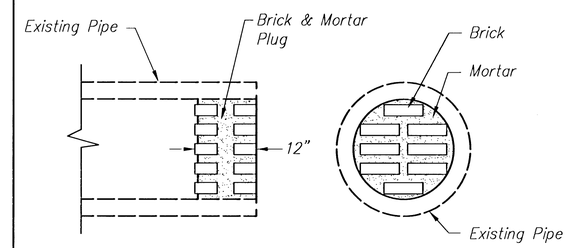

ELEVATION END VIEW

PIPE PLUGGING DETAIL

NOTE:

Both ends of all pipes to be abandoned in place shall be plugged. Pipe plugs shall be constructed of brick masonry, with construction requirements and materials conforming to the same requirements as specified for Masonry construction in the Std. Specs. Pipes shall be plugged with 12" thick plugs. The construction of pipe plugs shall not be paid for directly, but shall be considered subsidiary to drainage items.

The contractor may use other methods to plug existing pipe if approved by the project engineer.

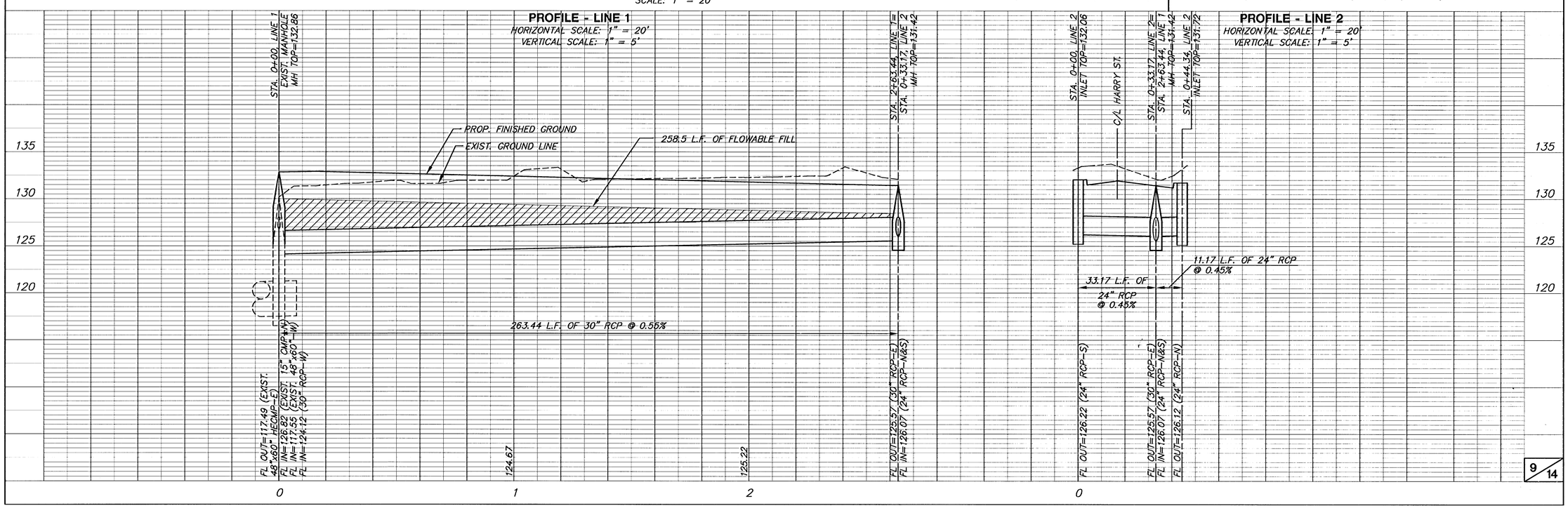

H:\Civil\9903A\PAVE\9903A_D1.DWG Tue Nov 26 11:55:02 2000