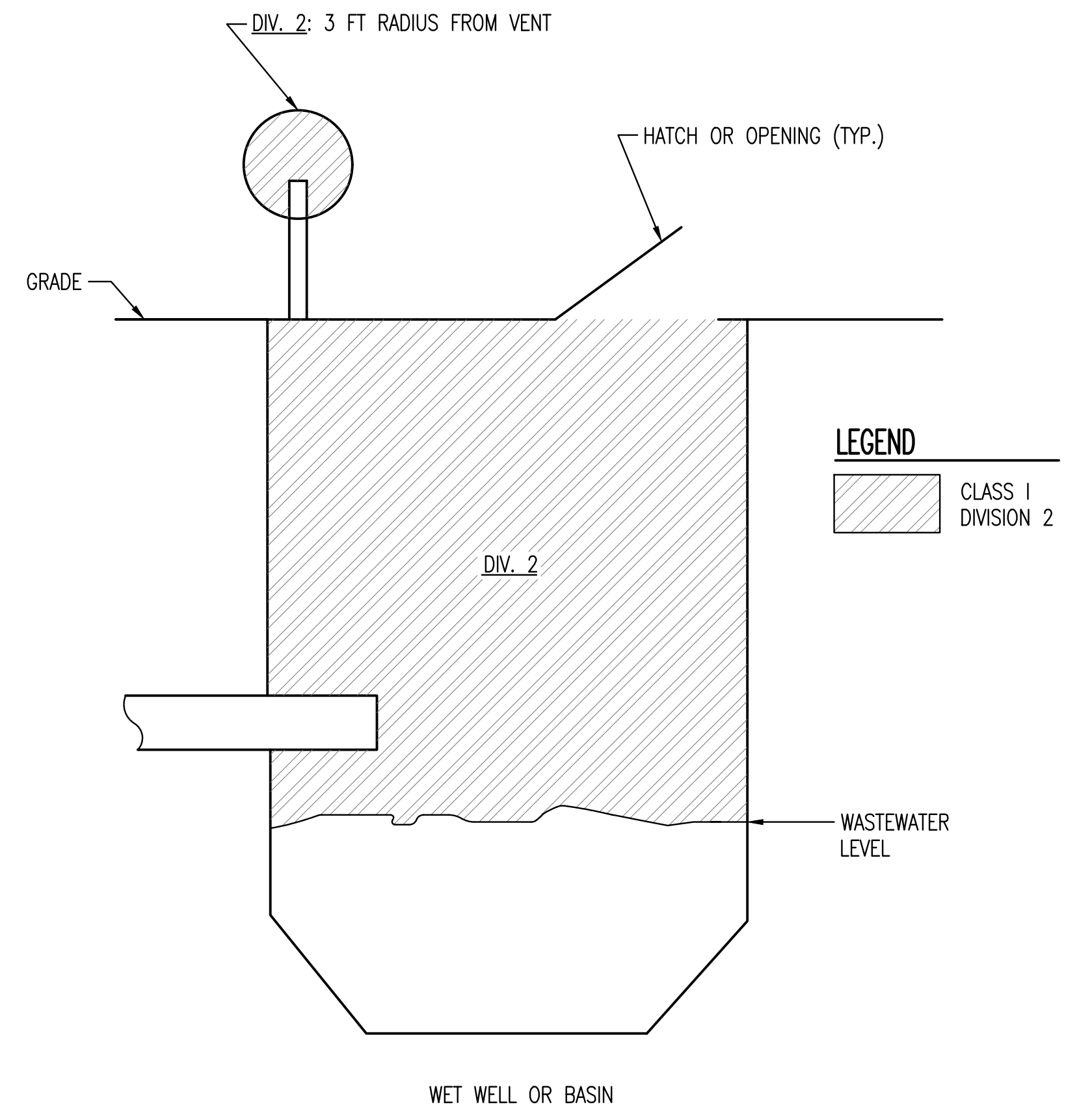
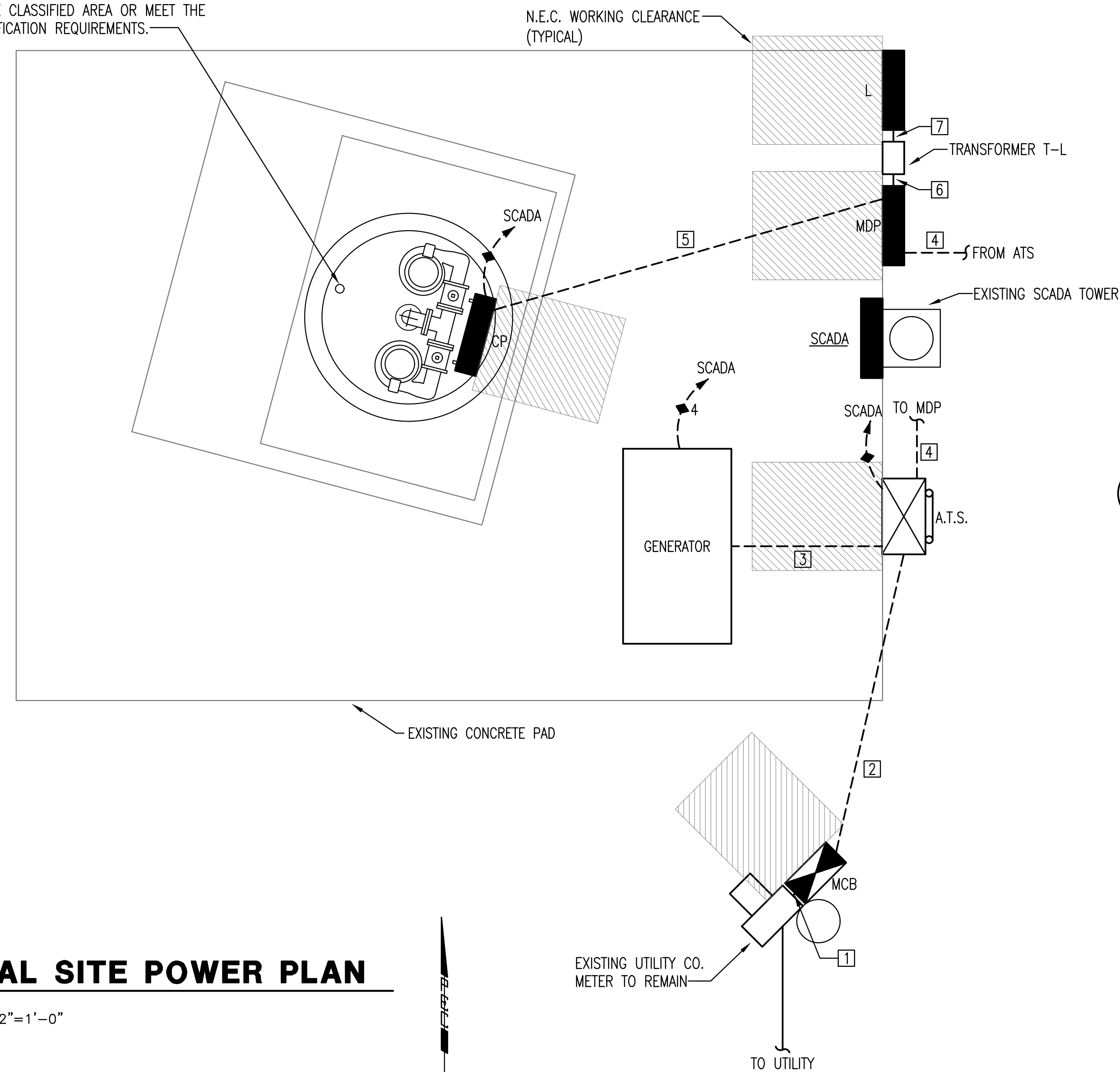


**ELECTRICAL SITE PLAN NOTES:**

- UNLESS OTHERWISE NOTED, ALL CONDUIT ROUTED ON SITE SHALL BE 1" MINIMUM.
- ALL RISERS SHALL BE PVC COATED RIGID GALVANIZED STEEL (RGS) ALL ELLS BELOW GRADE SHALL BE PVC COATED RIGID GALVANIZED STEEL (RGS). PROVIDE WITH PVC TO STEEL ADAPTER(S) AS NECESSARY. (THIS REQUIREMENT SHALL NOT APPLY TO FIXTURE POLE BASES)
- ALL ELECTRICAL WORK AND FEES ASSOCIATED WITH UTILITIES SHALL BE VERIFIED AND COORDINATED WITH LOCAL SERVICE PROVIDER PRIOR TO BID.
- CONTRACTOR SHALL REFERENCE ALL RELATED CONTRACT DOCUMENTS, SITE SURVEY, AND OTHER RESOURCES FOR POSSIBLE CONFLICTS WITH OTHER UNDERGROUND UTILITIES. AT UTILITY CROSSINGS, CONTRACTOR SHALL VERIFY UTILITY DEPTHS AND COORDINATE CONDUIT ROUTING AS NECESSARY.
- CONTRACTOR SHALL VERIFY AND COORDINATE EXISTING CONDITIONS OF PROJECT SITE PRIOR TO BID.


LIFT STATION VENT. SEE AREA CLASSIFICATION DETAIL, THIS SHEET. ALL ELECTRICAL EQUIPMENT SHALL BE OUTSIDE OF THE CLASSIFIED AREA OR MEET THE CLASSIFICATION REQUIREMENTS.



1 TYPICAL AREA CLASSIFICATION - WETWELL (RESIDENTIAL)  
NO SCALE NOTE: NFPA 820 SEC 4.2

**A ELECTRICAL SITE POWER PLAN**  
0' 1' 2' 3' 1/2" = 1'-0"

SAVED 3/9/2022 1:51:54 PM BY BEN CHAPLIN  
PLOTTED 3/9/2022 1:54:57 PM BY BEN CHAPLIN  
U:\WICHITA-CIVIL\2021\217043008\ELECTRICAL DRAWINGS\E401 ELECTRICAL POWER PLAN.DWG



SANITARY SEWER IMPROVEMENTS  
**LIFT STATION NO. 23**  
AT  
W. 37TH STREET N AND PORTER AVE.  
GARY JANZEN, P.E. - CITY ENGINEER  
CITY OF WICHITA PROJECT NO. 468-2020-019218 S0015

Issue:		

JOB NO.	217043-008
DATE	MARCH 2022
PM	RWW
DESIGNED BY	DCG
DRAWN BY	BAC
CHECKED BY	RWW

ELECTRICAL SITE POWER PLAN

E401