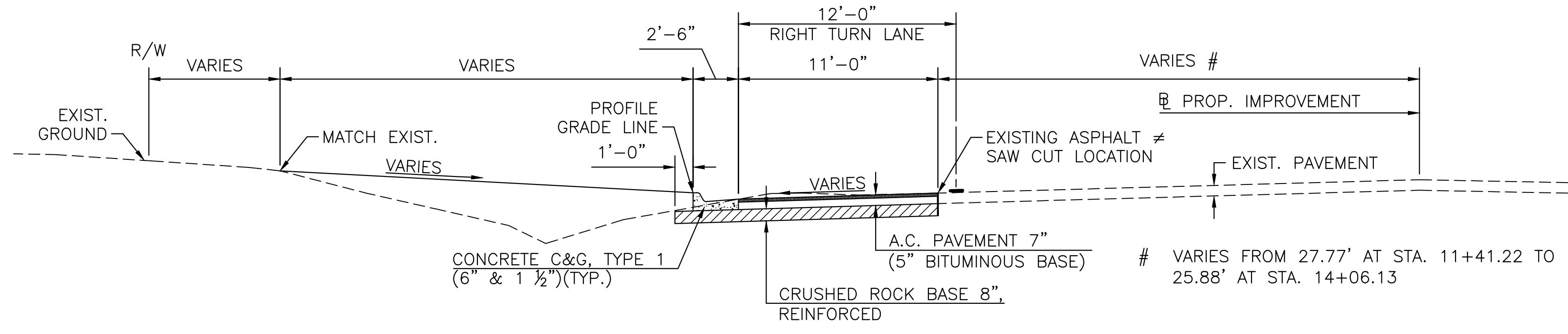
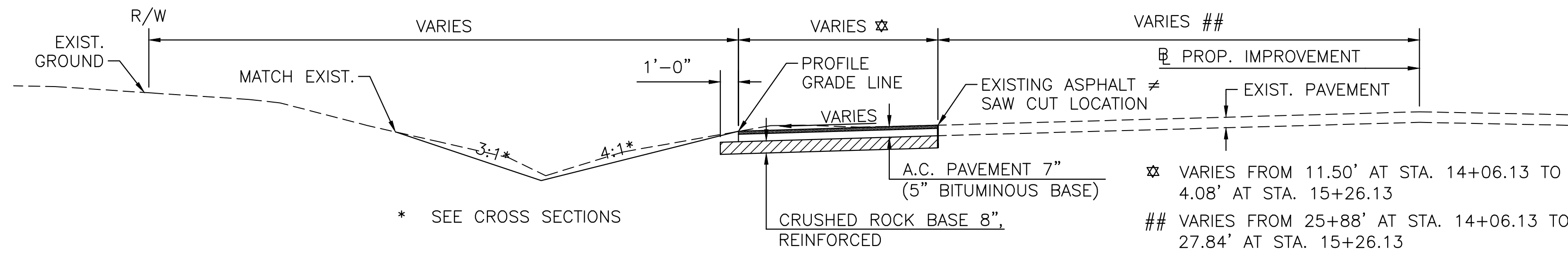


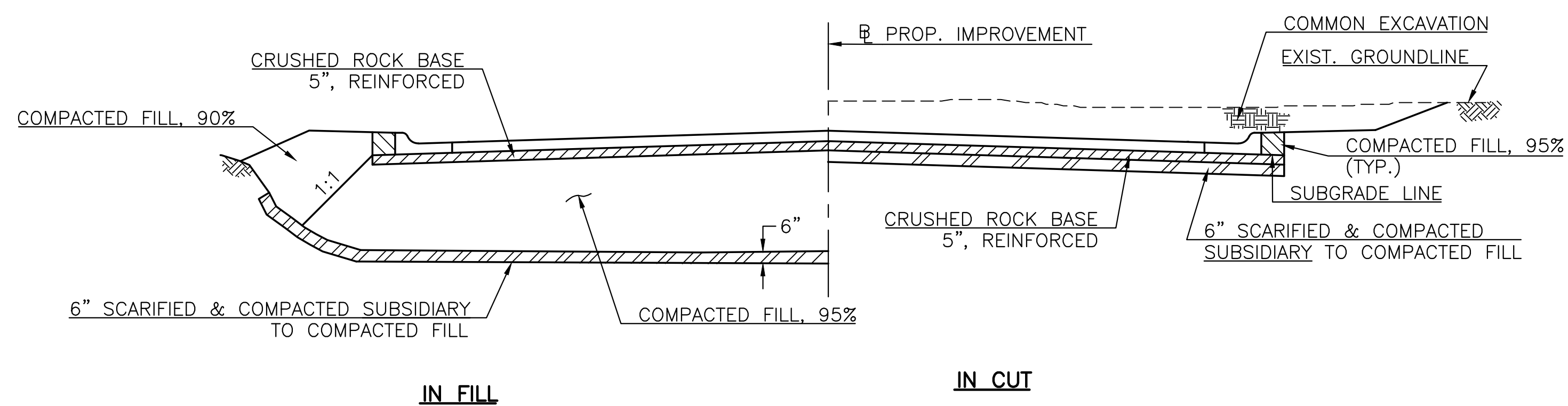
SAW CUT DETAIL



TYPICAL WIDENING SECTION
STA. 11+41.22 TO STA. 14+06.13



TYPICAL WIDENING SECTION
STA. 14+06.13 TO STA. 15+26.13



FOUNDATION TREATMENT AND COMPACTION OF EARTHWORK

RECAPITULATION OF QUANTITIES			
LINE NO.	BID ITEM DESCRIPTION	QUANTITY	UNIT
Lump Sum Bid Items			
1	Mobilization	1	LS
2	Pavement &/or Curb Removed	253	SY
3	Sidewalk, Drive, &/or Pkg Lot Removed	12	SY
4	Site Clearing	1	LS
5	Site Restoration	1	LS
6	Excavation	174	CY
7	Excavation, Contractor Furnished	189	CY
8	Fill, Compacted (90% Density)	276	CY
9	Fill, Compacted (95% Density)	14	CY
10	Sodding	1	LS
11	Pavement Marking	1	LS
12	Signing, Except Street Name Signing	1	LS
13	Traffic Control	1	LS
Measured Quantity Bid Items			
14	Concrete Pavement 9" (Reinf.)	39	SY
15	Concrete Driveway 8" (Reinf.)	792	SF
16	AC Pavement, 7" (5" Bit. Base)	444	SY
17	Crushed Rock Base 6", Reinf.	46	SY
18	Crushed Rock Base 8", Reinf.	563	SY
19	Concrete C & G, Type 1 (6" & 1-1/2")	265	LF
20	Concrete Curb, Mono Edge, (6" & 1-1/2")	25	LF
21	Concrete Curb, Removed & Replaced	12	LF
22	Pipe Removed	35	LF
23	Pipe, SWS, RCP 18"	9	LF
24	Pipe, SWS, RCP 24"	32	LF
25	Pipe, SWS, HERCP (19"x30"){24"}	240	LF
26	Inlet, Curb (Type 2) (L=6'2 1/2" W=3'4 3/8")	1	EA
27	Inlet, Drop (Double)	1	EA
28	MH, Connect to Existing	1	EA
29	Fire Hydrant Removed	1	EA
30	Fire Hydrant	1	EA
31	BMP, Back of Curb Protection	299	LF
32	BMP, Construction Entrance	1	EA
33	BMP, Curb Inlet Protection	1	EA
34	BMP, Drop Inlet Protection	1	EA
35	BMP, Silt Fence	15	LF



PAVING PLANS FOR
RIDGE ROAD WIDENING
WICHITA, KANSAS

TYPICAL SECTIONS AND SUMMARY OF QUANTITIES

PROJECT NO.	472-2023-085940	
SCALE	NTS	
DRAWN	DESIGNED	CHECKED
RAM	JRA	JRA
NO.	REVISION	DATE

SHEET NO.
03 OF 35