PERFORATED SQUARE STEEL TUBE (P.S.S.T.) POST SETUP

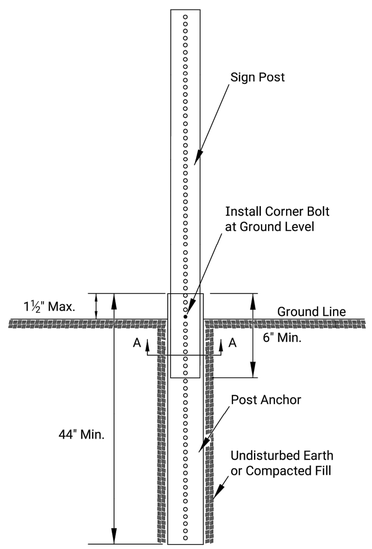

P.S.S.T. Detail

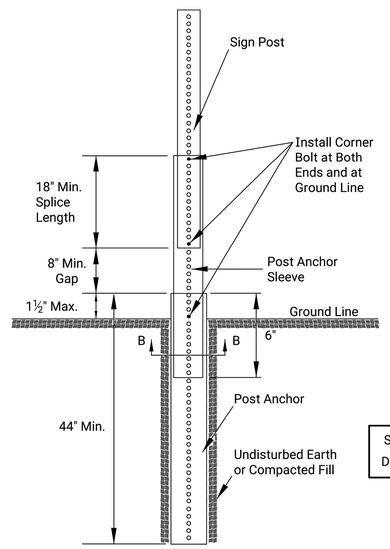

Telescoping P.S.S.T. Detail

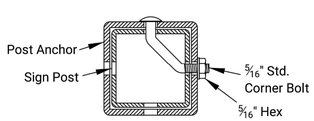

Section A-A

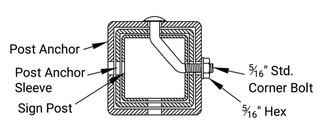

Section B-B

Details for 2", 2 ¼", or 2 ½" sign posts

Place bolts in the same corner along each sign post.

WOOD POST SETUP

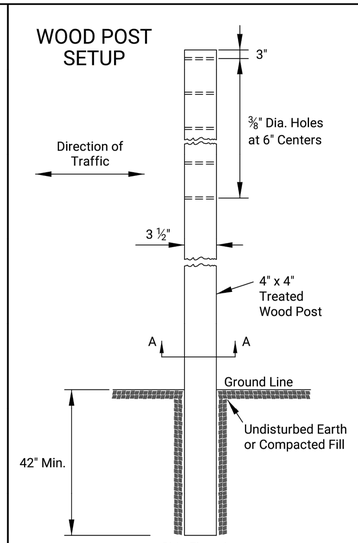

Side Elevation
4" x 4" Wood Post in Soil

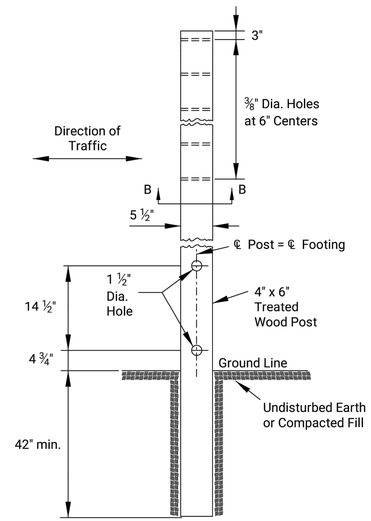

Side Elevation
4" x 6" Wood Post in Soil

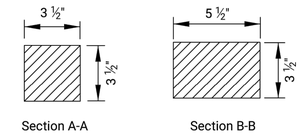

Section A-A Section B-B

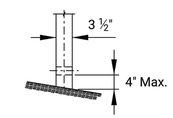

Front Elevation

See TE710 for Additional Details and Requirements

3 LB/F U-CHANNEL SETUP

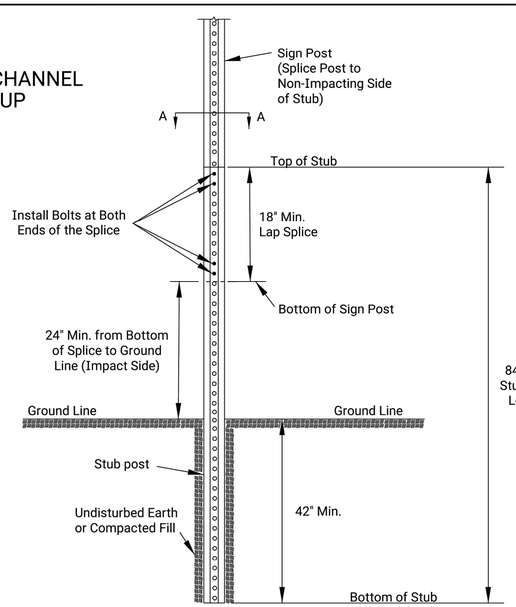

Notes:

Place two bolts at both ends of the splice through the holes nearest the ends of the splice.

Use manufacturer recommended spacers over the bolts between the spliced pieces of U-Channel.

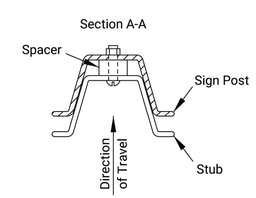

NO.	DATE	REVISIONS	BY	APP'D

KANSAS DEPARTMENT OF TRANSPORTATION

TRAFFIC CONTROL SIGN POSTS

TE712

FHWA APPROVAL			06-01-15	APP'D.		Kristina Ericksen	
DESIGNED	B.A.H.	DETAILED	R.W.B.	QUANTITIES		TRACED	
DESIGN CK.		DETAIL CK.		QUAN.CK.		TRACE CK.	

KDOT Graphics Certified 05-24-2022 Sh. No. 0

KDOT Graphics Certified

Plotted by : pwmushock 6-JUN-2022 21:55
File : te712.dgn

SAVED 6/12/2024 8:43:50 AM BY SCOTT.CANFIELD
PLOTTED 6/12/2024 10:26:39 AM BY CATHY LINK
U:\WICHITA-CIVIL\2022\220496\000\PEC\DRAWINGS\31ST AND OLIVER\US_ALLTRAFFICPDF\TE-KDOT STANDARDS.DWG

PEC
PROFESSIONAL ENGINEERING CONSULTANTS
303 SOUTH TOPEKA
WICHITA, KS 67202
316-262-2691 www.pec1.com

CITY OF WICHITA

SCOTT ALLAN CANFIELD
LICENSED
14369
08/29/2024
KANSAS
PROFESSIONAL ENGINEER

WATERLINE IMPROVEMENTS
CROSS CONNECTION AT
31ST STREET S AND OLIVER STREET

PAUL GUNZELMAN, P.E. - CITY ENGINEER
CITY OF WICHITA ENGINEERING PROJECT NO. 448-2023-038022

Issue:	
JOB NO.	035-220496-000-0042
DATE	OCTOBER 2022
PM	TBK
DESIGNED BY	AMD
DRAWN BY	CSL
CHECKED BY	XXX

TRAFFIC CONTROL SIGN POST TE712

CT505