STATE	PROJECT NO.	YEAR	SHEET NO.	TOTAL SHEETS
KANSAS	XX-XX XX-XXXX-XX	XXXX	XXX	XXX

PERFORATED SQUARE STEEL TUBE (P.S.S.T.) POST SETUP

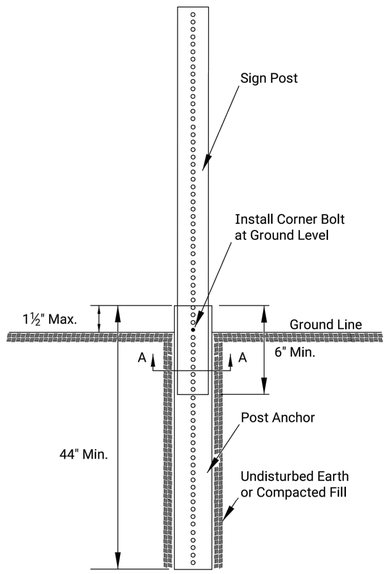

P.S.S.T. Detail

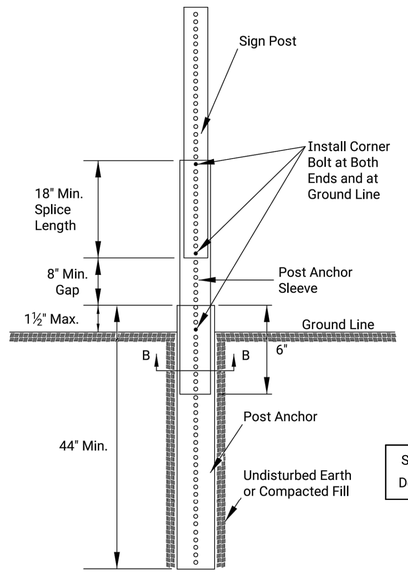

Telescoping P.S.S.T. Detail

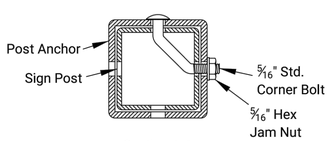

Section A-A

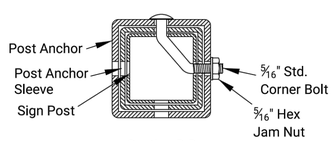

Section B-B

Details for 2", 2 ¼", or 2 ½" sign posts

Place bolts in the same corner along each sign post.

WOOD POST SETUP

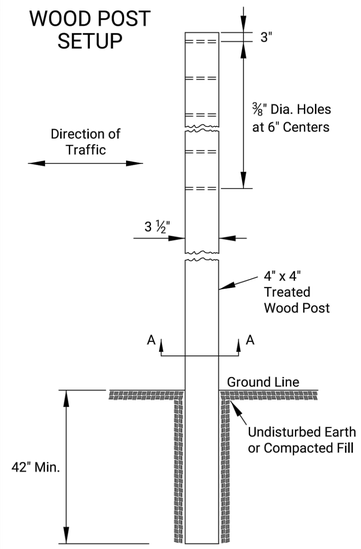

Side Elevation
4" x 4" Wood Post in Soil

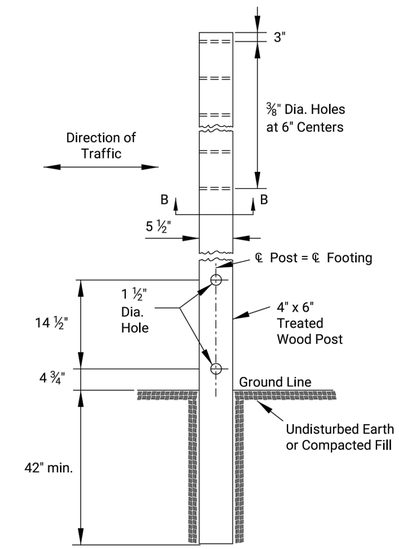

Side Elevation
4" x 6" Wood Post in Soil

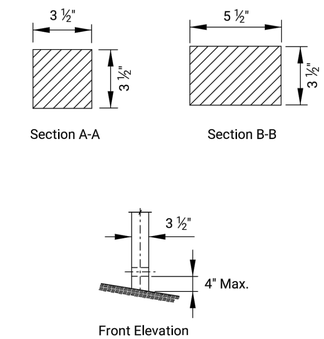

See TE710 for Additional Details and Requirements

3 LB/F U-CHANNEL SETUP

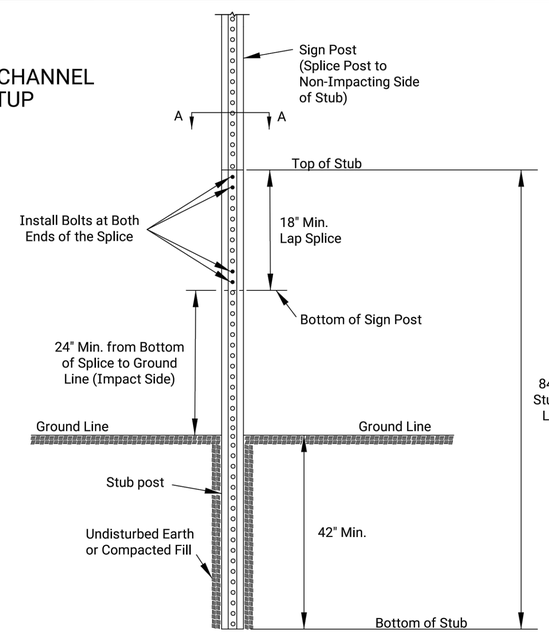

Notes:

Place two bolts at both ends of the splice through the holes nearest the ends of the splice.

Use manufacturer recommended spacers over the bolts between the spliced pieces of U-Channel.

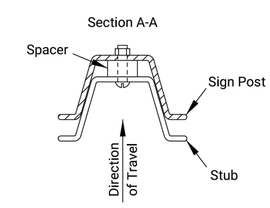

NO.	DATE	REVISIONS	BY	APP'D
3				
2				
1				

KANSAS DEPARTMENT OF TRANSPORTATION

TRAFFIC CONTROL SIGN POSTS

TE712

FHWA APPROVAL			06/01/15	APP'D	Kristina Pyle		
DESIGNED	B.A.H.	DETAILED	R.W.B.	QUANTITIES		TRACED	
DESIGN CK.		DETAIL CK.		QUAN. CK.		TRACE CK.	

KDOT Graphics Certified 03-29-2018

Sh. No. XXX

KDOT Graphics Certified

Drawn By : mushock
File : te712.dgn

Plotted : 29-MAR-2018 12:40
Traffic

SAVED 9/30/2024 3:11:11 PM BY LUKE.PETER
PLOTTED 10/10/2024 1:55:39 PM BY LUKE.PETER
U:\WICHITA-CIVIL\2021\210254\001\PEC\DRAWINGS\210254-001-CT554 SIGN POSTS-TE712.DWG

PEC
PROFESSIONAL ENGINEERING CONSULTANTS
303 SOUTH TOPEKA
WICHITA, KS 67202
316-262-2691 www.pec1.com

CITY OF WICHITA

LUKE PETER LICENSED 27413 10/11/2024 KANSAS PROFESSIONAL ENGINEER

WEST STREET IMPROVEMENTS FROM MACARTHUR ROAD TO 47TH ST. SOUTH

CITY OF WICHITA

Issue:		

JOB NO.	210254-001
DATE	OCTOBER 2024
PM	TPA
DESIGNED BY	LGP
DRAWN BY	CP
CHECKED BY	KMS

SIGN POSTS-TE712

CT554