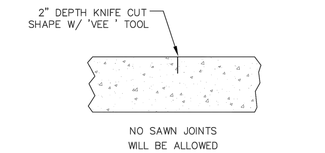

CONTRACTION JOINT (C.J.)
OR LONGITUDINAL JOINT (L.J.)

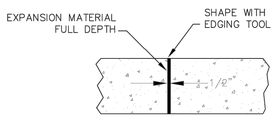

EXPANSION JOINT (E.J.)

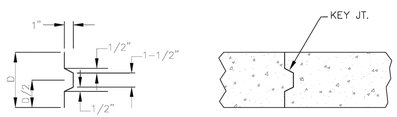

ALT. LONGITUDINAL CONSTRUCTION JOINT

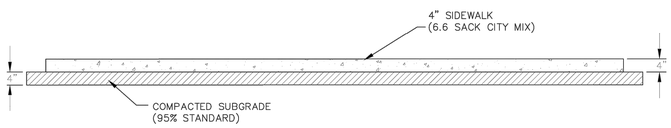

SECTION A1 – A1

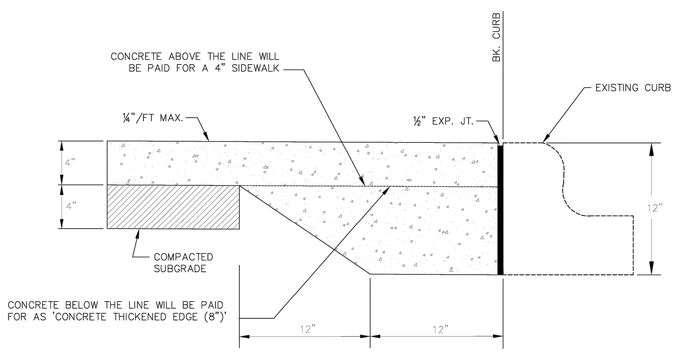

SECTION B1 – B1

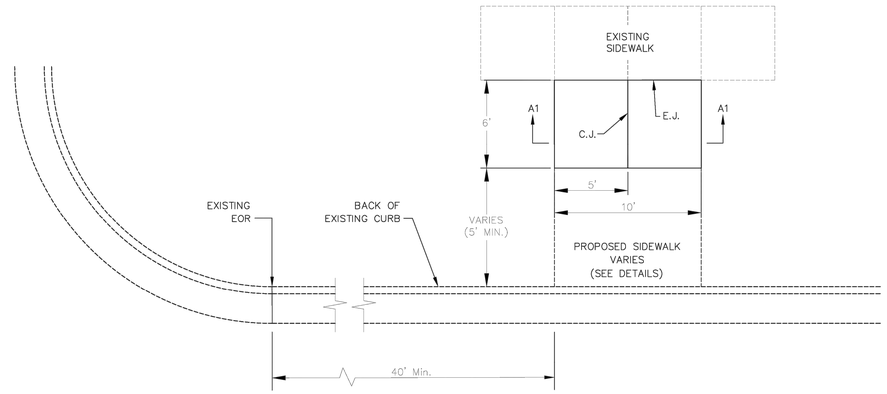

FREESTANDING BENCH PAD

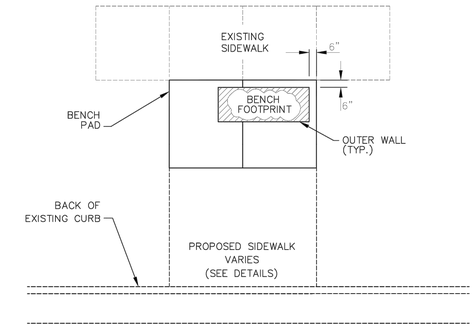

BENCH LAYOUT

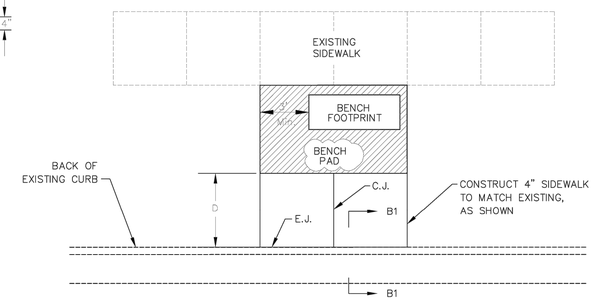

SIDEWALK CONSTRUCTION, D≤5'

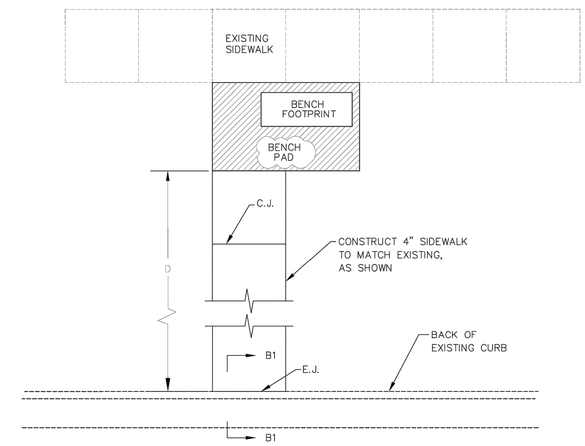

SIDEWALK CONSTRUCTION, D>5'

GENERAL NOTES

1. IN THE ABSENCE OF EXISTING SIDEWALK, THE MINIMUM 5' SET BACK DISTANCE SHALL BE MAINTAINED.
2. EXCEPT AS OTHERWISE NOTED, SIDEWALK SLOPE MUST NOT EXCEED 5%, IN THE DIRECTION OF TRAVEL, OR 2% PERPENDICULAR TO THE DIRECTION OF TRAVEL.
3. ALL SIDEWALK WITHIN 5'OF BACK-OF-CURB MUST BE CONSTRUCTED AS A LANDING AREA, WITH SLOPES NOT IN EXCESS OF 2% IN ANY DIRECTION.
4. ALL CONCRETE MUST MEET THE REQUIREMENTS OF THE 6.6 SACK CITY MIX.

AUGUST 2015

CITY OF WICHITA
PUBLIC WORKS & UTILITIES
ENGINEERING DIVISION

FREESTANDING BENCH
STANDARD DETAILS

CITY ENGINEER
GARY JANZEN, P.E.

PROJECT NUMBER	OCA NUMBER	DATE

CITY ENGINEER'S OFFICE
CITY HALL - SEVENTH FLOOR
455 NORTH MAIN STREET
WICHITA, KANSAS 67202-1620
(316) 268-4501

SHEET

PV-143

PEC
PROFESSIONAL ENGINEERING CONSULTANTS
303 SOUTH TOPEKA
WICHITA, KS 67202
316-262-2691 www.pec1.com

CITY OF WICHITA

CHISHOLM CREEK PARK NORTH
IMPROVEMENTS

N WOODLAWN BLVD, WICHITA, KS 67220

Issue:		
1	ISSUED FOR BID	01/24/25

JOB NO.	247042-001
DATE	24 JANUARY 2025
PM	JAG
DESIGNED BY	JAG
DRAWN BY	BAB
CHECKED BY	DRC

FREESTANDING BENCH
DEATIL SHEET

CS509

SAVED 12/5/2024 1:36:02 PM BY BENJAMIN.BOCKOVER
PLOTTED 1/24/2025 10:30:50 AM BY BENJAMIN BOCKOVER
U:\WICHITA-CIVIL\2024\247042001\2PD4_PLANS\030247042-001-CS509.DWG