

UNPLATTED
Kenneth L. Shurtz &
Joan H. Shurtz
2128 Lark Lane
Wichita, Ks 67212

UNPLATTED
Rick Thompson
Construction, Inc.
250 N. Gleneagles
Wichita, Ks 67212

UNPLATTED
Rick Thompson
Construction, Inc.
250 N. Gleneagles
Wichita, Ks 67212

UNPLATTED
S. A. Thompson
250 N. Gleneagles
Wichita, Ks 67212
Sec. 31, T27S, R1W

NE Cor. SE 1/4, SE 1/4,
Sec. 31, T27S, R1W

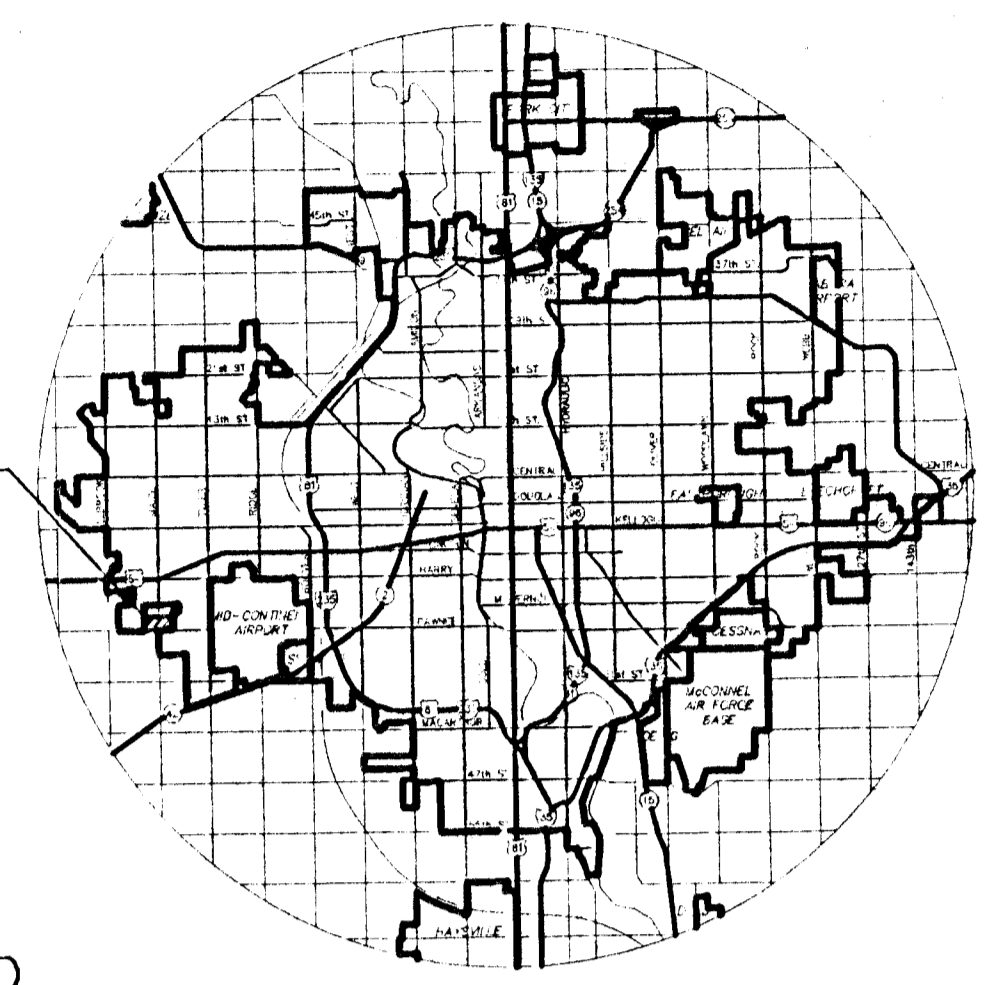
NE Cor. SW 1/4, SW 1/4,
Sec. 32, T27S, R1W

SW Cor. SE 1/4, SE 1/4,
Sec. 31, T27S, R1W

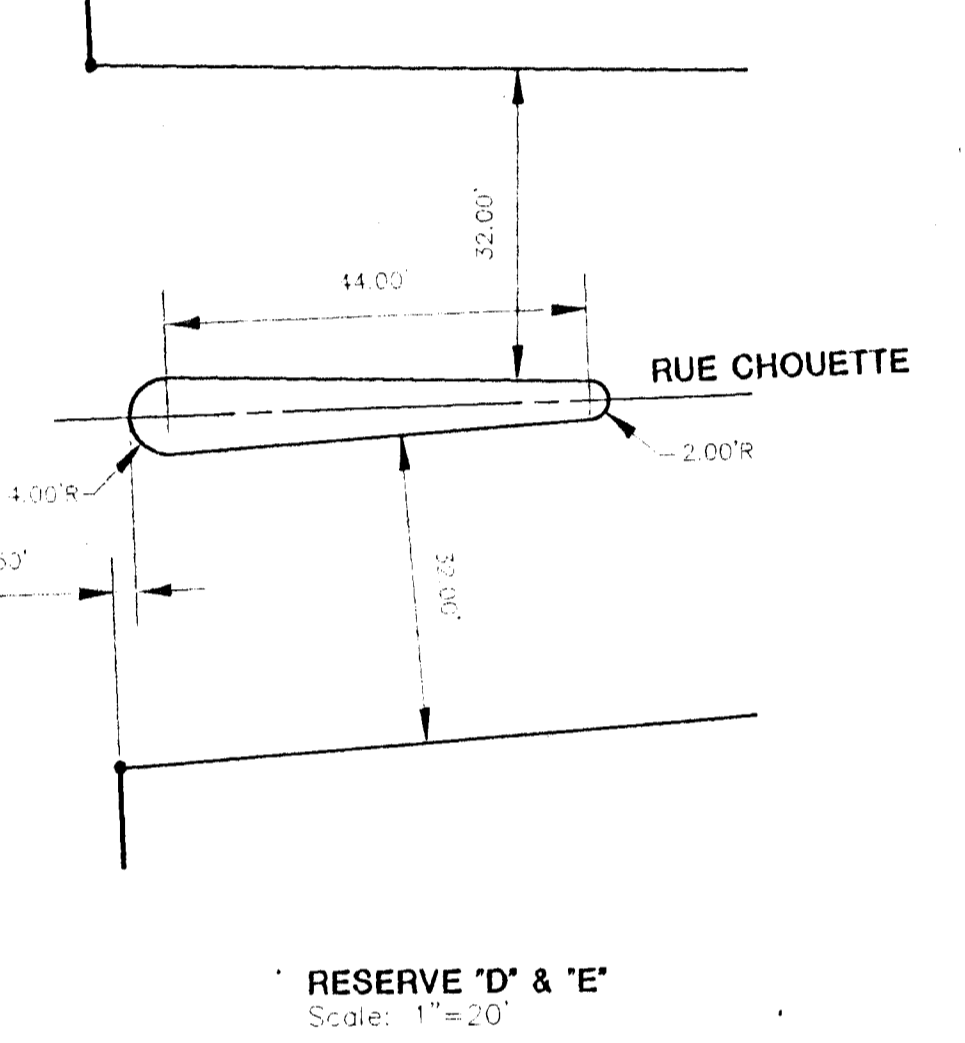
UNPLATTED
Ralph L. Lamp &
Hazel L. Lamp Trust
10501 W. Pawnee
Mailing: 3233 S. Maize Rd.
Wichita, Ks 67215

UNPLATTED
Ralph L. Lamp &
Hazel L. Lamp Trust
& Harold F. Gaultman
2517 S. Maize Rd.
Wichita, Ks 67215

UNPLATTED
Board of County
Commissioners
(Mailing Address:
455 N. Main
Wichita, Ks 67202)

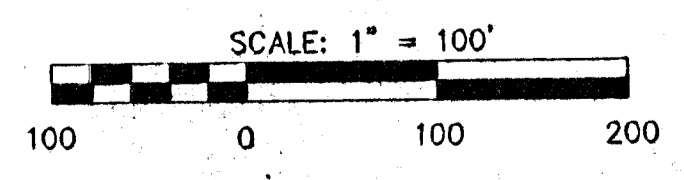


LOCATION MAP



RESERVE "D" & "E"
Scale: 1"=20'

SE Cor. SW 1/4, SW 1/4,
Sec. 32, T27S, R1W



Reserves A, B, & C are
Dedicated for:
Drainage
Sidewalk
Park Access
Utilities
Landscaping
Reserves D & E are
Dedicated for:
Entry Monuments
Landscaping
and shall be owned and
maintained by the Home
Owners Association.

PRELIMINARY PLAT 55 N 50, N 59
**LE SAVANE PARC EST
LE SAVANE PARC OUEST**

OWNER: BUILDERS, INC.
1081 S. GLENDALE
WICHITA, KANSAS 67210

MID-KANSAS ENGINEERING CONSULTANTS INC.
411 NORTH WEBB ROAD
WICHITA, KANSAS 67208
PH: (316)884-9600 FAX (316)884-5100

Sheet 1
of 1