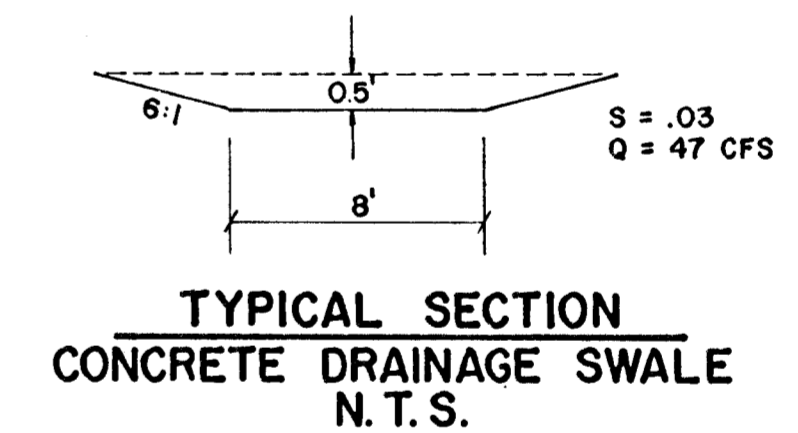
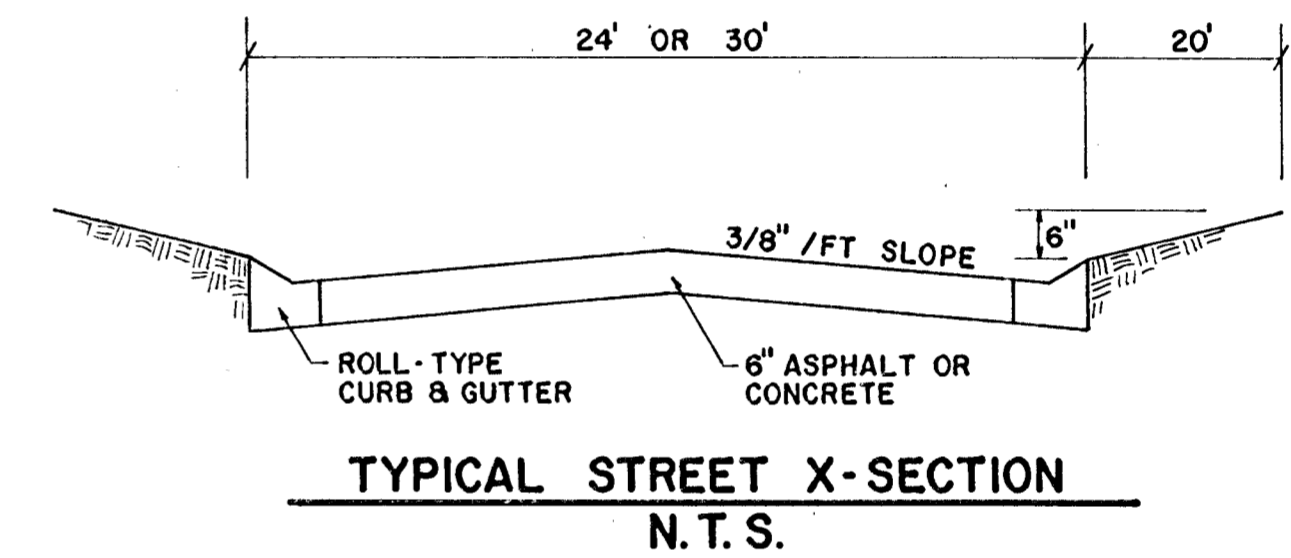



NOTES

ALL CURBS ARE ROLL-TYPE.
 SEE ACCOMPANYING DRAINAGE CALCULATIONS FOR FURTHER DETAIL.
 BM: CHISLED "U" NORTHWEST CORNER CONCRETE BASE SIGNAL LIGHT
 CENTER MEDIAN, CORNER MAC ARTHUR & W. LINE HYDRAULIC.
 ELEV. 87.17, CITY DATUM.



PRELIMINARY DRAINAGE CONCEPT PLAN
LAMPLIGHTER
MOBILE HOME PARK
WICHITA, SEDGWICK COUNTY, KANSAS



SCALE: 1" = 60'

REISS & GOODNESS ENGINEERS
 2160 WEST 21ST STREET
 WICHITA, KANSAS 67204
 (316) 832-0213

MAC ARTHUR