

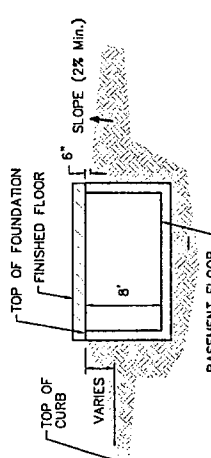
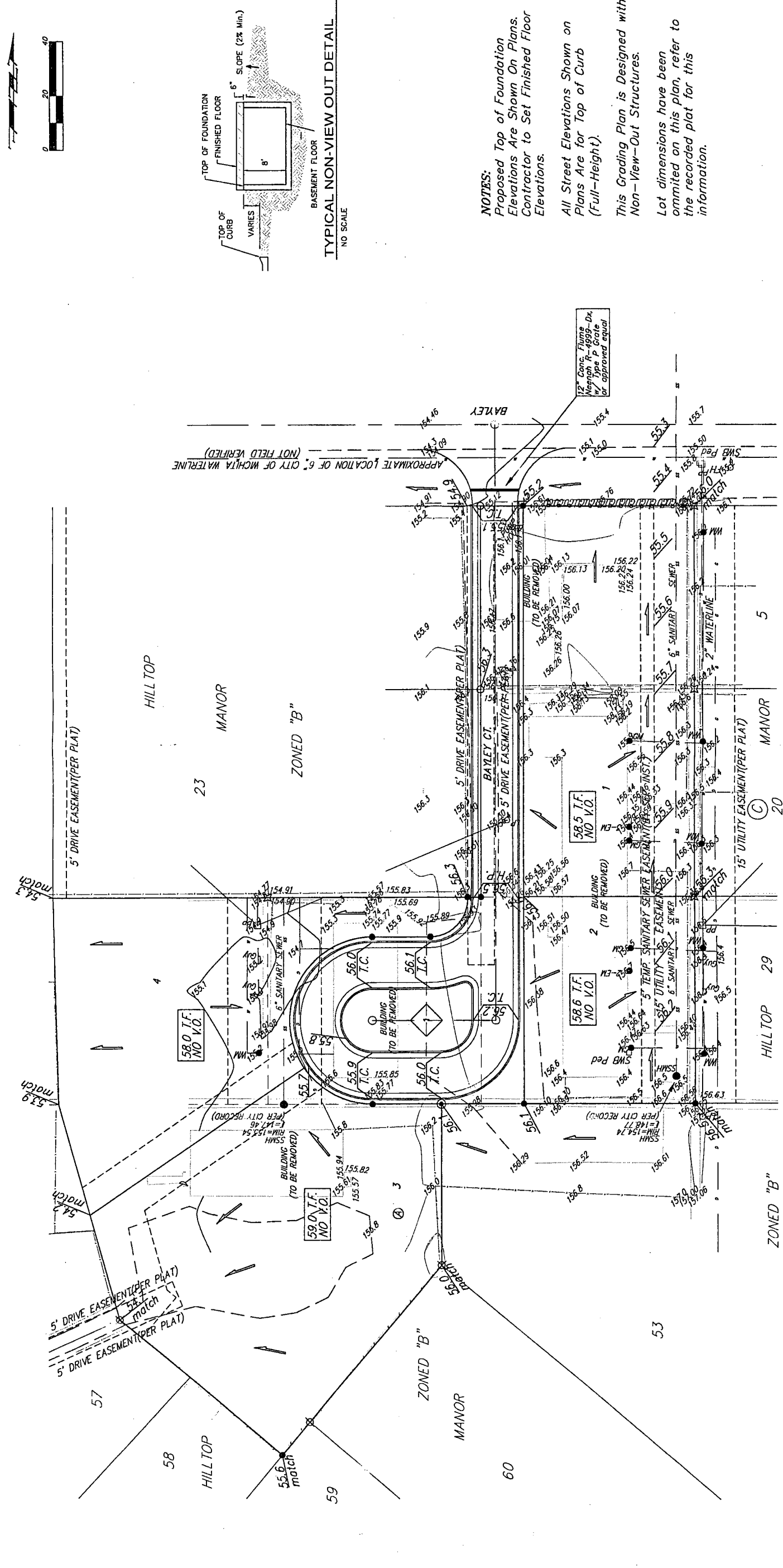
NOTES:
 Proposed Top of Foundation Elevations Are Shown On Plans. Contractor to Set Finished Floor Elevations.
 All Street Elevations Shown on Plans Are for Top of Curb (Full-Height).
 This Grading Plan is Designed with Non-View-Out Structures.
 Lot dimensions have been omitted on this plan, refer to the recorded plat for this information.

HILLTOP MANOR 3RD ADDITION
GRADING PLAN
 WICHITA, KANSAS

BAUGHMAN COMPANY P.A.
 ENGINEERING, SURVEYING, & PLANNING
 318-252-7272 • 318-252-7273 • WICHITA, KANSAS 67204

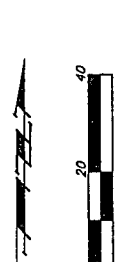
PROJECT NUMBER: _____ SHEET **1** OF **1**

DESIGN: BLC	DRAWN: Bly	APPROVED:	DATE: 02/10/03	SCALE: noted
-------------	------------	-----------	----------------	--------------



TYPICAL NON-VIEW OUT DETAIL
NO SCALE

NOTES:
Proposed Top of Foundation Elevations Are Shown On Plans. Contractor to Set Finished Floor Elevations.
All Street Elevations Shown on Plans Are for Top of Curb (Full-Height).
This Grading Plan is Designed with Non-View-Out Structures.
Lot dimensions have been omitted on this plan, refer to the recorded plat for this information.



HILLTOP MANOR 3RD ADDITION
GRADING PLAN
WICHITA, KANSAS

BAUGHMAN COMPANY P.A.
ENGINEERING, SURVEYING, & PLANNING
315 S. SULLY - WICHITA, KANSAS 67211
PHONE: 363-2321

DESIGN	BY	DATE	SCALE
REV	BY	DATE	SCALE
APPROVED	DATE	SCALE	