

CERTIFIED ENGINEERING DESIGN

438 North Ohio
Wichita, KS 67214
(316)262-8808 Office
(316)262-0080 Fax

LETTER OF TRANSMITTAL

DATE: July 22, 1998

TO: Mickey Thol

COMPANY: City of Wichita

SUBJ: Drainage Plan for Blanchat Machine Addition

FROM: Harlan D. Foraker, P.E. *HDF*

COMMENTS: Attached find the revised drainage plan for the above referenced addition. A note has been added to the drainage plan requiring on-site parking lot detention will be required when the site improvements are constructed.

If you have any questions please call me at (316)262-8808.

attachments

cc: Rick McGee, Blanchat Machine Company

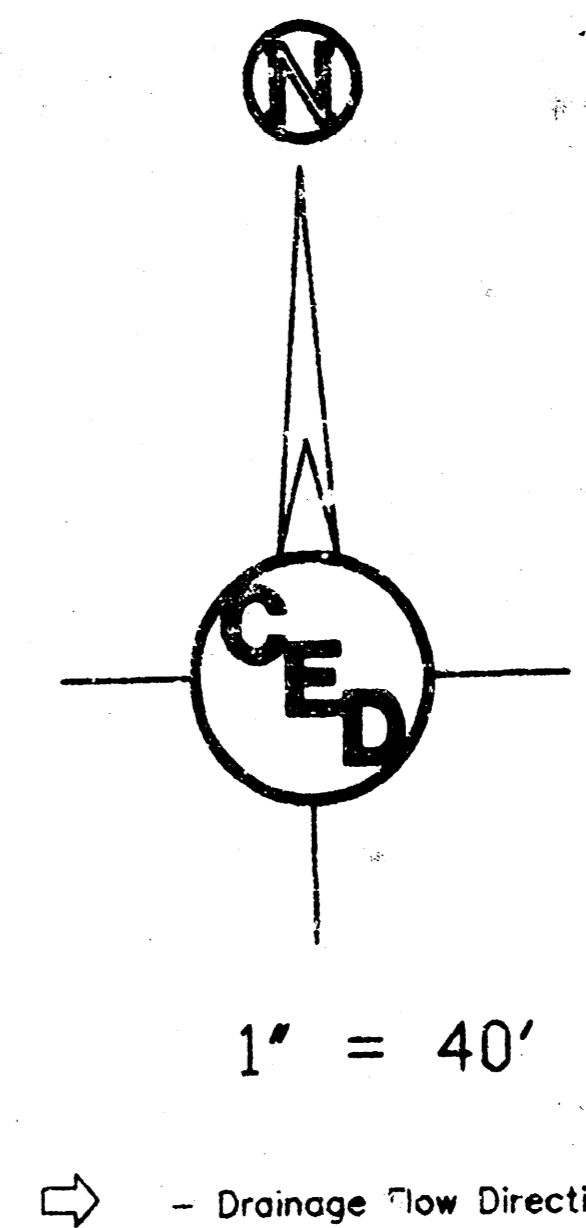
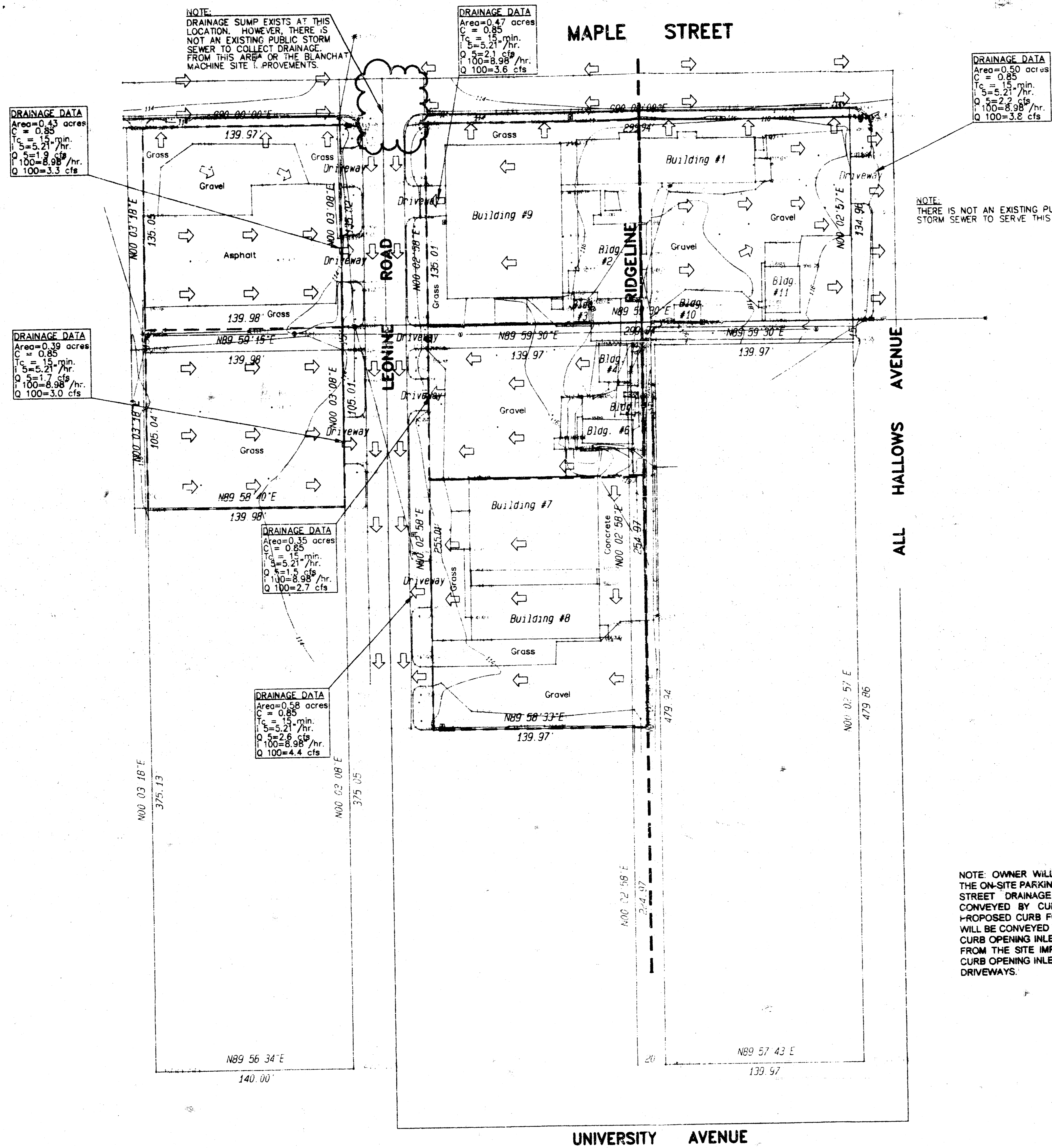
RECEIVED

JUL 23 1998

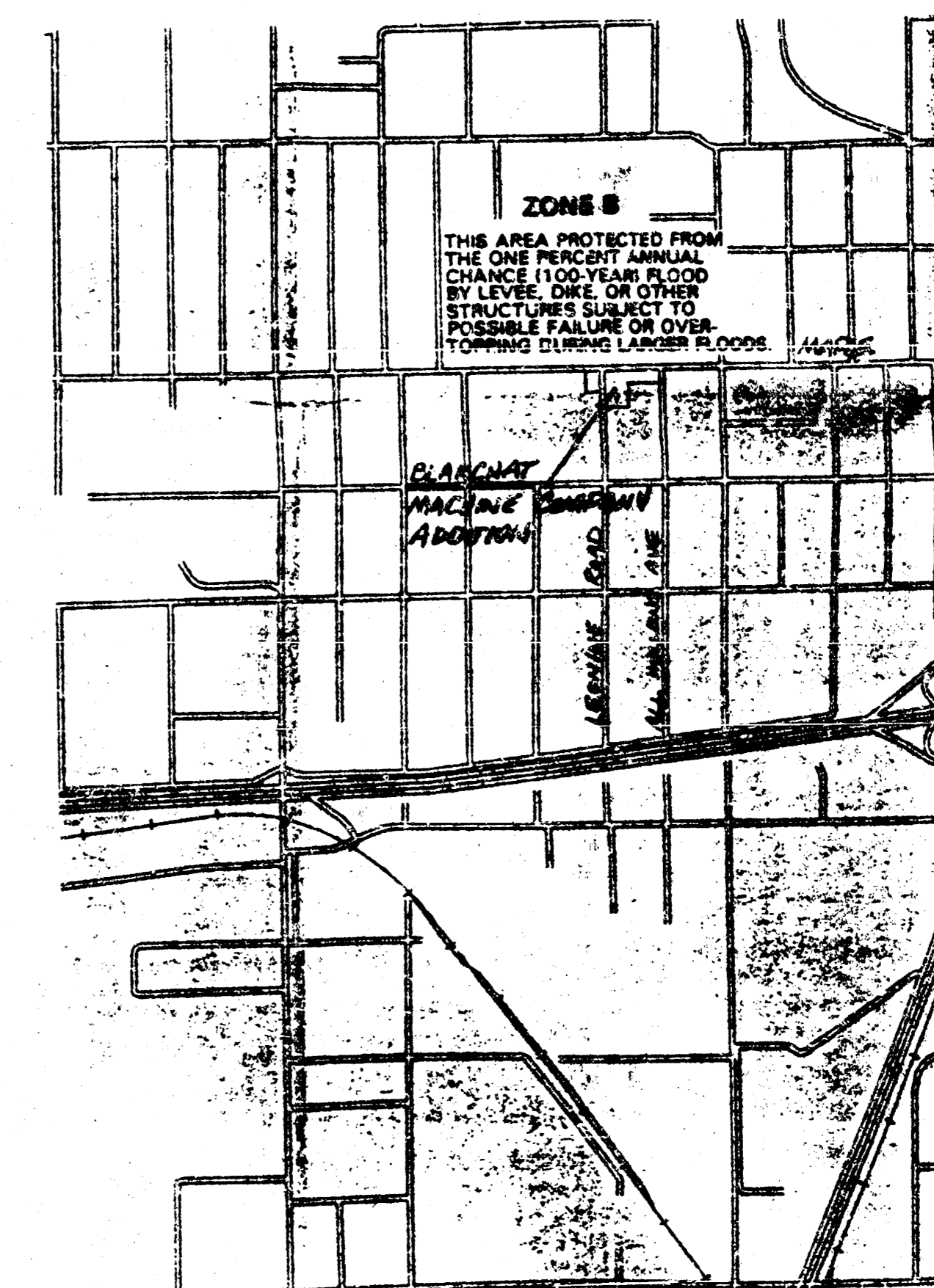
CITY - ENGINEERING

DRAINAGE PLAN FOR BLANCHAT MACHINE COMPANY ADDITION

N.W.1/4, S. 25, T.27S., R.1W. OF THE 6TH P.M. WICHITA, SEDGWICK COUNTY, KS




Benchmark: City Standard Disc. 41' North of the centerline of Maple Street and 26' West of the Centerline of Sheridan.
Elevation: 114.04 MSL



NOTE: OWNER WILL IMPLEMENT DETENTION STORAGE INTO THE ON-SITE PARKING LOTS AND WILL RESTRICT FLOW TO THE STREET DRAINAGE SYSTEM TO THAT WHICH WILL BE CONVEYED BY CURB OPENING INLETS LOCATED IN THE PROPOSED CURB FOR THE ON-SITE PARKING LOT. RUNOFF WILL BE CONVEYED TO THE STREET CURB VIA 6" PVC PIPE AND CURB OPENING INLETS IN THE STREET CURB. THE DRAINAGE FROM THE SITE IMPROVEMENTS WILL BE DIRECTED TO THE CURB OPENING INLETS AND WILL NOT BE CONVEYED OUT THE DRIVEWAYS.

Topographic Survey provided by
Terra Tech Land Surveying, Inc.
Date of Survey: May 7, 1998



DRAINAGE PLAN FOR BLANCHAT MACHINE COMPANY ADDITION 3323 MAPLE, WICHITA, KS		
PROJ. NO.:		
CERTIFIED ENGINEERING DESIGN		
388 NORTH OHIO WICHITA, KANSAS 67214 (316) 262-8808		
DESIGNED: HDF	SCALE: 1" = 40'	SHEET 1
DRAWN: TTLS, HDF	DATE: 6-1-98	
CHECKED: HDF	CED FILE: BLANCHAT.DWG	TOTAL 1