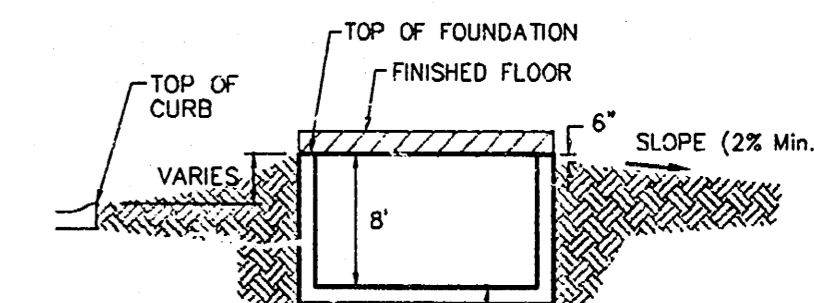


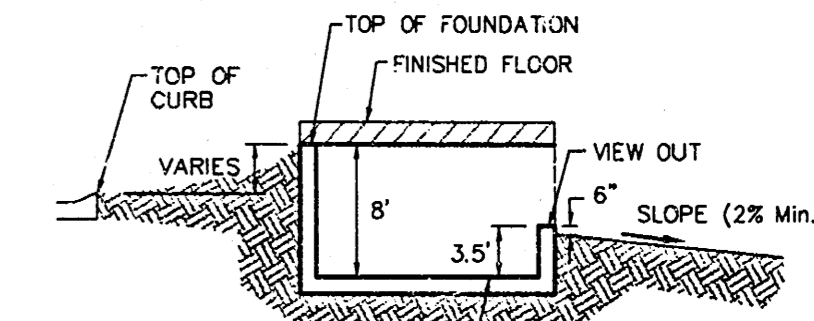
**BENCHMARKS:**  
 RR Spike in N. Face of PP in N.  
 R/W of Maple N. of Nineiron.  
 Elev. = 177.01 (City Datum)

□ Cut center of north Headwall  
 of RG2C in N. R/W of Maple 570'  
 East of centerline of City View.  
 Elev. = 187.91 (City Datum)

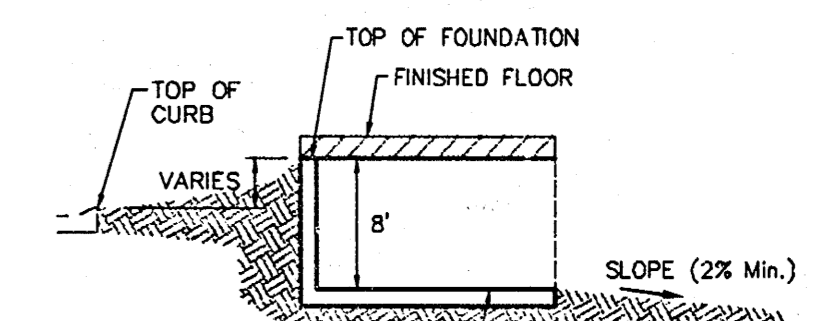
Scale: 1" = 60'



TYPICAL NON-VIEW OUT DETAIL  
NO SCALE



TYPICAL VIEW OUT DETAIL  
NO SCALE



TYPICAL WALK OUT DETAIL  
NO SCALE

**NOTES:**

1. PROPOSED TOP OF FOUNDATION ELEVATIONS ARE SHOWN ON PLANS. CONTRACTOR TO SET FINISHED FLOOR AND GARAGE FLOOR ELEVATIONS. ALL STREET ELEVATIONS SHOWN ON PLANS ARE FOR TOP OF CURB (FULL-HEIGHT).
  2. THIS GRADING PLAN IS DESIGNED WITH VIEW-OUTS AND WALK-OUTS. ELEVATIONS SHOWN AS XX.X V.O. DEPICT VIEW-OUT STRUCTURES. ELEVATIONS SHOWN AS XX.X W.O. DEPICT WALK-OUT STRUCTURES.
  3. ALL LOTS SHALL MEET MINIMUM PAD REQUIREMENT AS SHOWN ON THE RECORDED PLAT.
- | MINIMUM BUILDING PAD ELEVATIONS FOR LOWEST OPENING TO THE STRUCTURES |       |            |         |
|--|-------|------------|---------|
| LOT  | BLOCK | ELEVATION  |         |
|  |       | CITY DATUM | NGVD29  |
| 1-24   | D     | 177.20     | 1384.60 |
| 1-7  | E     | 160.50     | 1347.90 |
4. LOT DIMENSIONS HAVE BEEN OMITTED ON THIS PLAN. REFER TO THE RECORDED PLAT FOR FINAL DIMENSION, EASEMENT, & BUILDING SETBACK INFORMATION.
  5. HOUSE PAD ELEVATIONS DEPICTED WITH BOLD OUTLINES WITH TOP OF FOUNDATIONS SHOWN AS XX.X T.F.\* INDICATE THAT DEEP FOOTINGS OR DEEP FOUNDATIONS MAY BE REQUIRED.
  6. A DRAINAGE PLAN HAS BEEN DEVELOPED FOR THIS SUBDIVISION AND IS ON FILE WITH THE CITY OF WICHITA, KANSAS. DRAINAGE INTENT SHALL REMAIN AS DEPICTED OR AS MODIFIED WITH THE APPROVAL OF THE CITY ENGINEER OF THE CITY OF WICHITA, KANSAS. NO OBSTRUCTIONS WHICH IMPEDE THE FLOW OF THIS DRAINAGE PLAN SHALL BE ALLOWED.
  7. ALL ELEVATIONS SHOWN ARE CITY OF WICHITA DATUM.

SHADOW WOODS ADDITION  
**MASTER GRADING PLAN**  
 WICHITA, KANSAS

**BAUGHMAN COMPANY P.A.**  
 ENGINEERING, SURVEYING, & PLANNING

DESIGN	DRAWN	APPROVED	DATE	SCALE
	SCL		03/13/03	NOTE

REVISD PH. 3 GRADES LOTS 1-18, A; 1-9, E  
 10/12/05 BY AEG  
 REVISD PH. 3 GRADES FINALIZED 8/18/05 BY AEG  
 REVISD PH. 2 GRADES FINALIZED 12/14/04 BY AEG

REVISD PH. 4 GRADES FINALIZED 10/15/04 BY AEG  
 REVISD PH. 1 GRADES 10/9/03 BY AEG PER NEW  
 REVISD NORTH P.L. & ESM'T GRADES 1/15/03 BY SMD PER AEG  
 REVISD SOUTH R/W GRADES 6/23/03 BY AEG

SHEET 1 OF 4  
 GRADE.DWG