

EARLINE BRITAIN LIVING TRUST SF20
NW Cor. SE1/4 Sec.13, T28S,R1W

ALAN D. & MARILYN McCLURE SF20

RESERVE A. JAMES PLACE ADDITION SF20

WILLIAM N. HOWARD ETAL SF20

LARRY E. & MARCIA ZIMMERMAN SF20

GAIL R. & GEORGE D. DOFFING SF20

ROBERT H. & VIRGINIA WICKHAM SF20

PATRICIA J. MILLS SF20


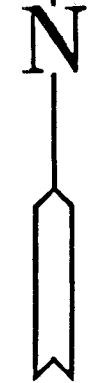

MICHAEL & PAULINA ARCHIBEQUE SF20

JOHN DOWNER ETUX SF20

JAMES LARRY ETHERIDGE SF20

SE Cor. N1/2, SW Cor. Sec.13, T28S,R1W

ARC SPEI, LLC ORINDGREFF 2ND ADDITION SF6



SOUTH PARK THIRD ADDITION

PROJECT NAME

DRAINAGE & UTILITY CONCEPT

SHEET TITLE

MID-KANSAS ENGINEERING CONSULTANTS, INC.
411 N WEBB ROAD
WICHITA, KS. 67206
316-684-9600

GJA

DESIGN BY:

MAY, 1998

DATE

DM

DRAWN BY:

95138DNG

JOB NO.

GJA

CHECKED BY:

1 / 1

SHEET/OF

C:\CIVIL\95138.DWG