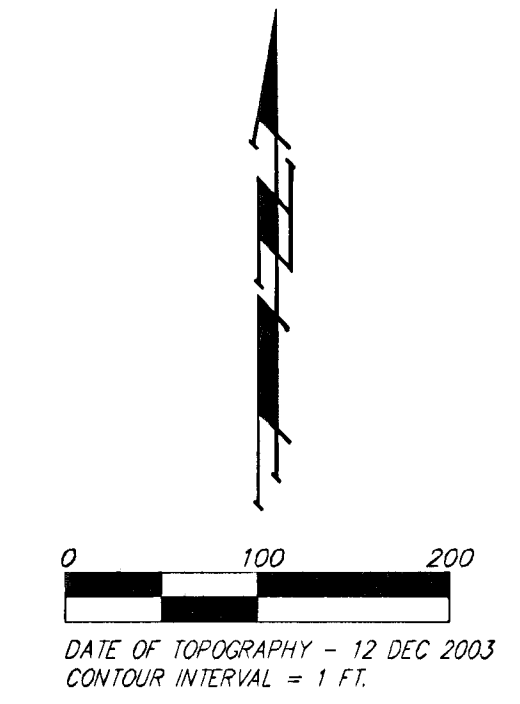


PRELIMINARY PLAT
ELK RIDGE ADDITION
 SEDGWICK COUNTY, KANSAS



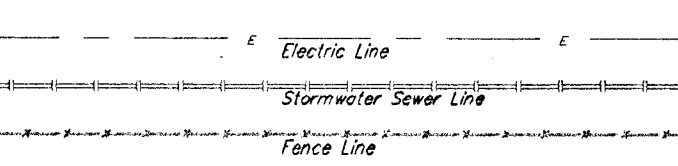
- = #4 REBAR W/ "BAUGHMAN" CAP (SET)
- = #4 REBAR W/ "BAUGHMAN" CAP (SET) OVER 1" IRON (FOUND)
- △ = 3/4" IRON W/ "BAUGHMAN" CAP (SET) OVER STONE (FOUND)
- ⊠ = #5 REBAR IN 1" IRON OVER STONE (FOUND)
- ⊞ = 1/2" IRON OVER STONE (FOUND)
- ⊠ = 3/4" IRON W/ CAP (FOUND)

OWNER/DEVELOPER:
 JIM FOUTS
 716 N. 119TH W.
 SUITE 110
 WICHITA, KS 67235
 PH: 316-729-8904

LEGAL DESCRIPTION:
 THE 1/2 OF THE SE 1/4 OF SEC. 20,
 TWP. 27-S, R-2-W OF THE 6TH P.M.,
 SEDGWICK COUNTY, KANSAS.

BENCHMARK:
 RAILROAD SPIKE IN HI-LINE POLE
 42' SE OF THE SE COR., SEC. 20,
 TWP. 27-S, R-2-W
 ELEV. = 1430.95 NGVD29

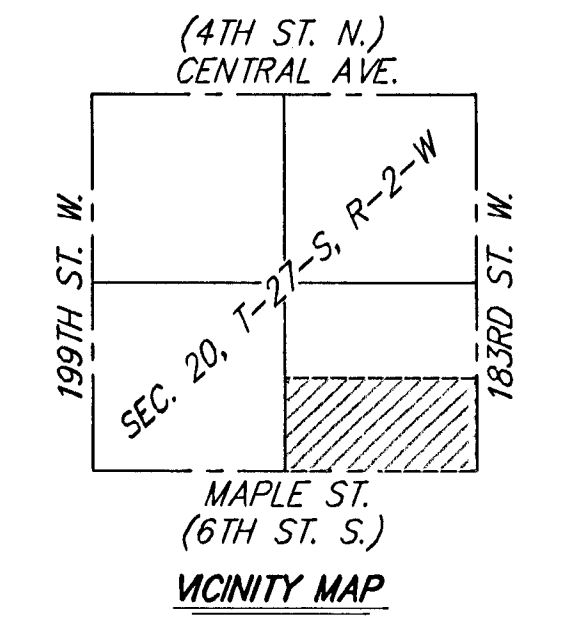
- PP ○ = Power Pole
- Spn ○ = Sign
- HW ○ = Cased Well
- WB ● = Water Box
- WV ● = Water Valve
- Hy ○ = Yard Hydrant (Spigot)



RESERVE USES:

- RESERVE "A" IS HEREBY RESERVED FOR OPEN SPACE, SIDEWALKS, LAKES, DRAINAGE PURPOSES, FLOODWAY, LANDSCAPING, BERMS, AND UTILITIES AS CONTAINED TO EASEMENTS.
- RESERVES "B" AND "C" ARE HEREBY RESERVED FOR OPEN SPACE, SIDEWALKS, LAKES, DRAINAGE PURPOSES, LANDSCAPING, BERMS, AND UTILITIES AS CONTAINED TO EASEMENTS.
- RESERVES "D" AND "E" ARE HEREBY RESERVED FOR OPEN SPACE, LANDSCAPING, DRAINAGE PURPOSES, UTILITIES, AND ENTRY MONUMENTS.
- RESERVES "F", "G", "H", "I", AND "J" ARE HEREBY RESERVED FOR OPEN SPACE, LANDSCAPING, DRAINAGE PURPOSES, UTILITIES, ENTRY MONUMENTS, AND STREETS.
- RESERVES "K" AND "L" ARE HEREBY RESERVED FOR OPEN SPACE, LANDSCAPING, DRAINAGE PURPOSES, UTILITIES, ENTRY MONUMENTS, AND SCREENING WALLS.

NOTE:
 THIS SUBDIVISION WILL BE SERVED BY THE
 COMMUNITY ALTERNATIVE SEWER SYSTEM,
 AS REQUIRED BY THE SEDGWICK COUNTY
 CODE ENFORCEMENT OFFICE.



SW COR., ELK RUN FIRST ADD.
 3/4" IRON W/ CAP (FOUND)
 5.00' N. & 2.50' W. OF
 NW COR., SE 1/4, SEC. 20,
 TWP. 27-S, R-2-W

NW COR., SE 1/4, SEC. 20,
 TWP. 27-S, R-2-W

NE COR., SE 1/4, SEC. 20,
 TWP. 27-S, R-2-W

NW COR., S 1/2, SE 1/4,
 SEC. 20, TWP. 27-S, R-2-W

NE COR., S 1/2, SE 1/4,
 SEC. 20, TWP. 27-S, R-2-W

ZOGLMAN, ANALENE M.
 P.O. BOX 12612
 WICHITA, KS 67277

WEPPERT, EDWARD J. & NIKI K.
 19400 W. MAPLE
 GODDARD, KS 67052

SCHOENECKER, MARLIN M. & JEAN A. ETAL
 18300 W. 6TH S.
 GODDARD, KS 67052

FOUTS, JAMES E. & SHERRI L. H.
 P.O. BOX 12084
 WICHITA, KS 67277

FOUTS, JAMES E. & SHERRI L. H.
 P.O. BOX 12084
 WICHITA, KS 67277

SW COR., SE 1/4, SEC. 20,
 TWP. 27-S, R-2-W

SE COR., SE 1/4, SEC. 20,
 TWP. 27-S, R-2-W

LAGALLY ADDITION

HAWKINS ZONED "RR" ESTATES

HAWKINS ZONED "RR" ESTATES

HAWKINS ZONED "RR" ESTATES

ZONED "RR" CHAOS

ADDITION

ZONED "RR"

ZONED "RR"