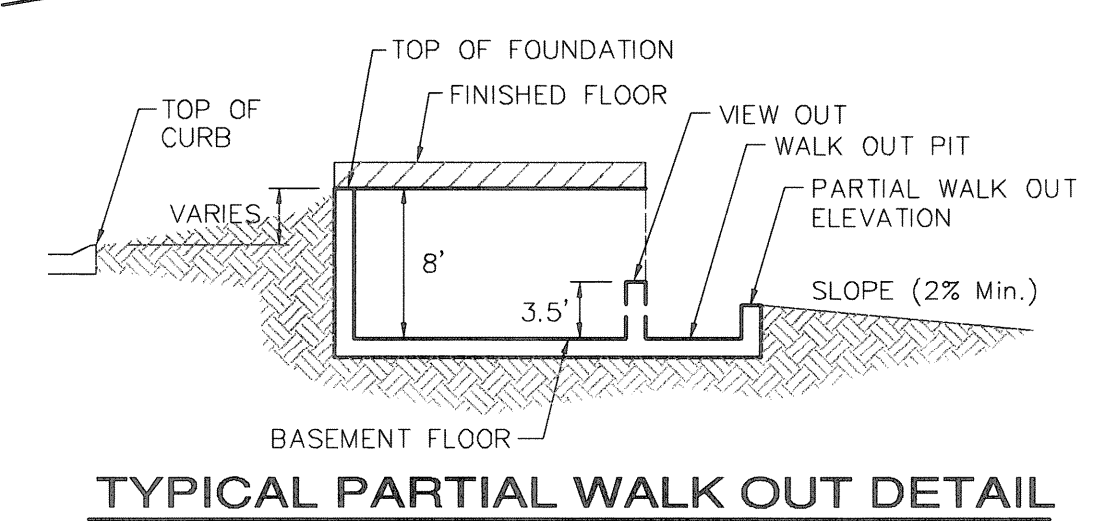


NOTES:
 Proposed Top of Foundation Elevations
 Are Shown On Plans. Contractor to Set
 Finished Floor Elevations.

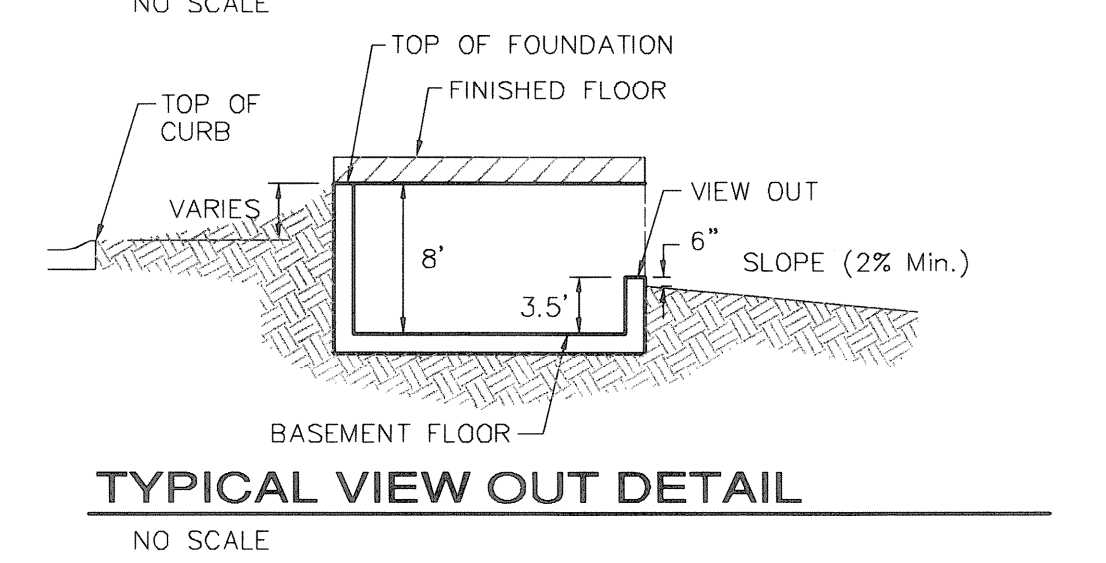
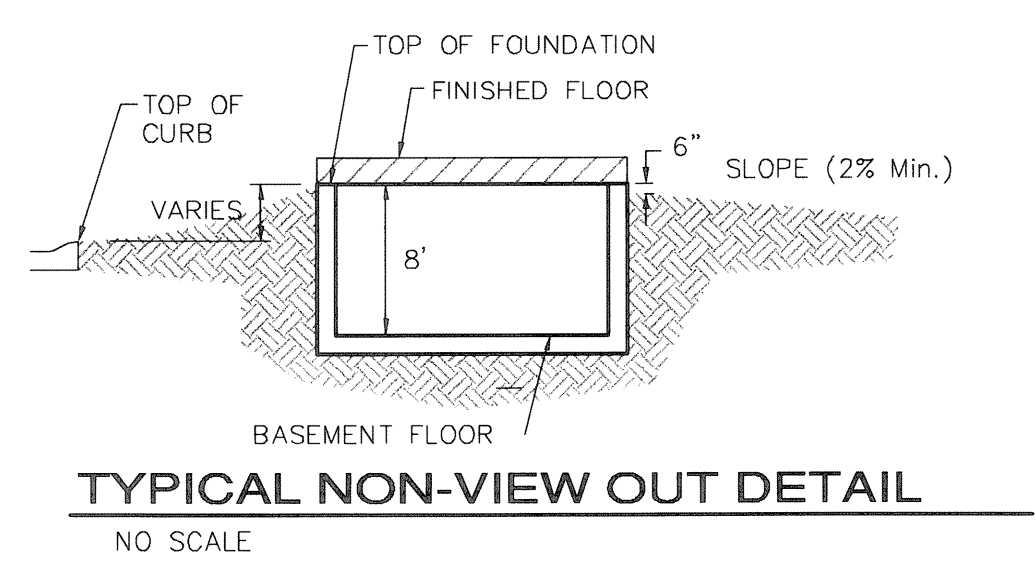
All Street Elevations Shown on Plans Are
 for Top of Curb (Full-Height).

This Grading Plan is Designed with
 View-Outs and with Partial Walk-Outs.
 Elevations Shown as (XX.X V.O. and XX.X
 P.W.O.). Partial Walk-Outs require pit
 wall depths as shown.

Lot dimensions have been omitted on
 this plan, refer to the recorded plat for
 this information.



MINIMUM BUILDING PAD ELEVATIONS FOR LOWEST OPENING TO THE STRUCTURES			
LOT	BLOCK	ELEVATION	
		MSL	CITY DATUM
1-18	B	1333.6	146.2



Baughman Rio Vista Estates 4th Addition
Grading Plan
 Wichita, Kansas

Baughman Company, P.A. 315 E. 15th St. Wichita, KS 67211 P 316.262.7371 F 316.262.0149
 ENGINEERING | SURVEYING | PLANNING | LANDSCAPE ARCHITECTURE

PROJECT NUMBER	DESIGN	DRAWN
06-01-06	BLG	MWS
REVISIONS:	APPROVED	DATE
06-01-06 MWS		08/05
6-04-07 MWS	SCALE	Noted
1-27-10 AEG	SHEET	
Revised House Elev. Loc 215, BB B		

1 OF 1

F:\GRADE\Rio Vista 4th\Grade_good (06-04-07).dwg