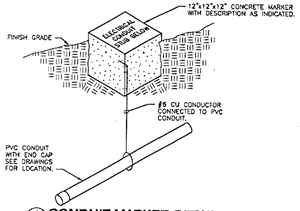

4 CONDUIT MARKER DETAIL
N.T.S.

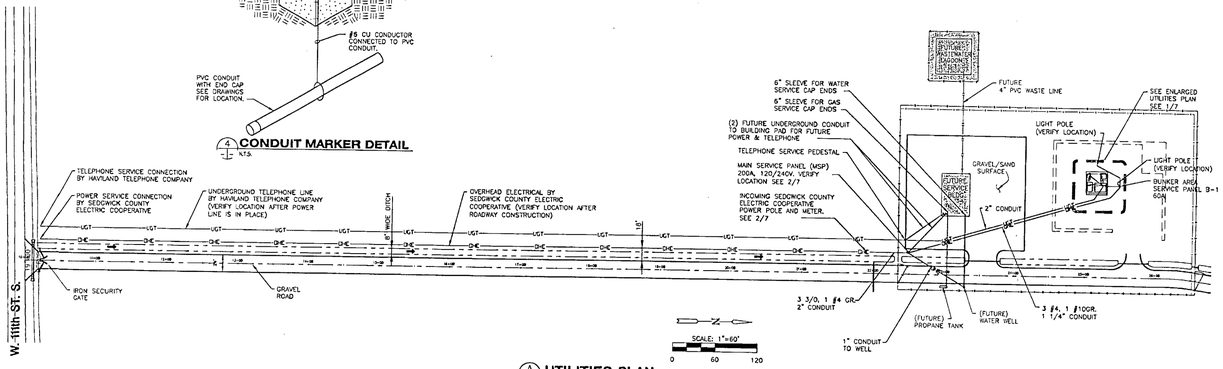

A UTILITIES PLAN

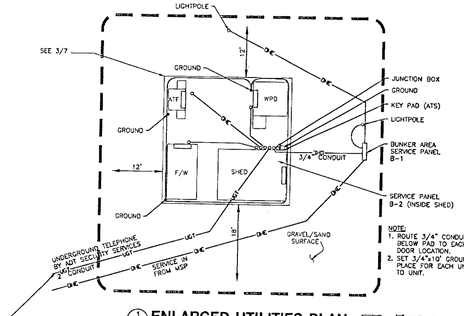

NOTE:
1. ROUTE 3/4" CONDUIT & SPARE BELOW PAD TO EACH BUNKER DOOR LOCATION.
2. SET 3/4"x10' GROUND RODS IN PLACE FOR EACH UNIT & BOND TO UNIT.

1 ENLARGED UTILITIES PLAN

SCALE: 1"=10'
0 10 20

• -GROUND ROD 3/4"x10'

-ON STRUCTURE INDICATES DOOR LOCATION

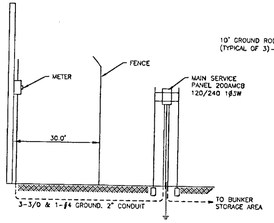

2 SERVICE ENTRANCE DETAIL

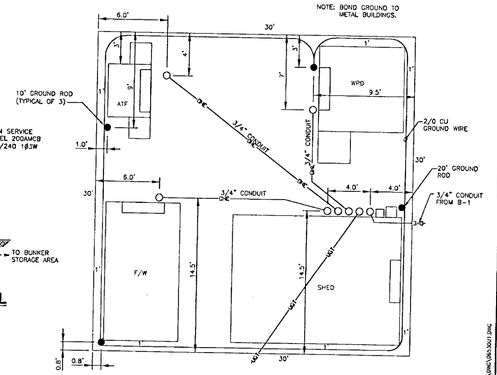

3 CONDUIT PLACEMENT UNDER STORAGE PAD

MKEC ENGINEERING CONSULTANTS, INC.
411 N. WEBB ROAD
WICHITA, KS. 67206
316-684-9600

EOD DISPOSAL FACILITY

UTILITIES PLAN
SHEET TITLE
06530
PROJECT NUMBER

DLM / MKEC / DLM
DESIGNED DRAWN CHECKED

ISSUED
November 2006

REVISED

SHEET NO.
7 of 7

I:\EAWR\06530\PLANS\06530U1.DWG