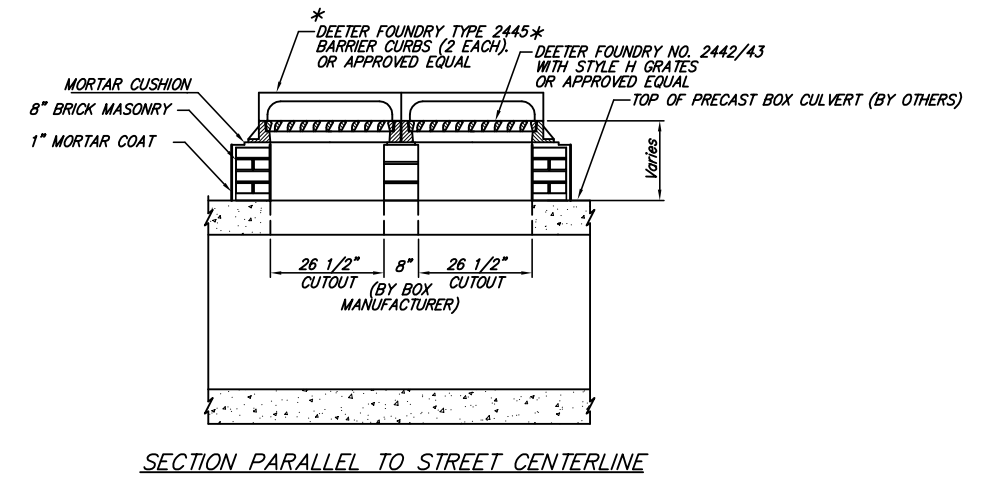
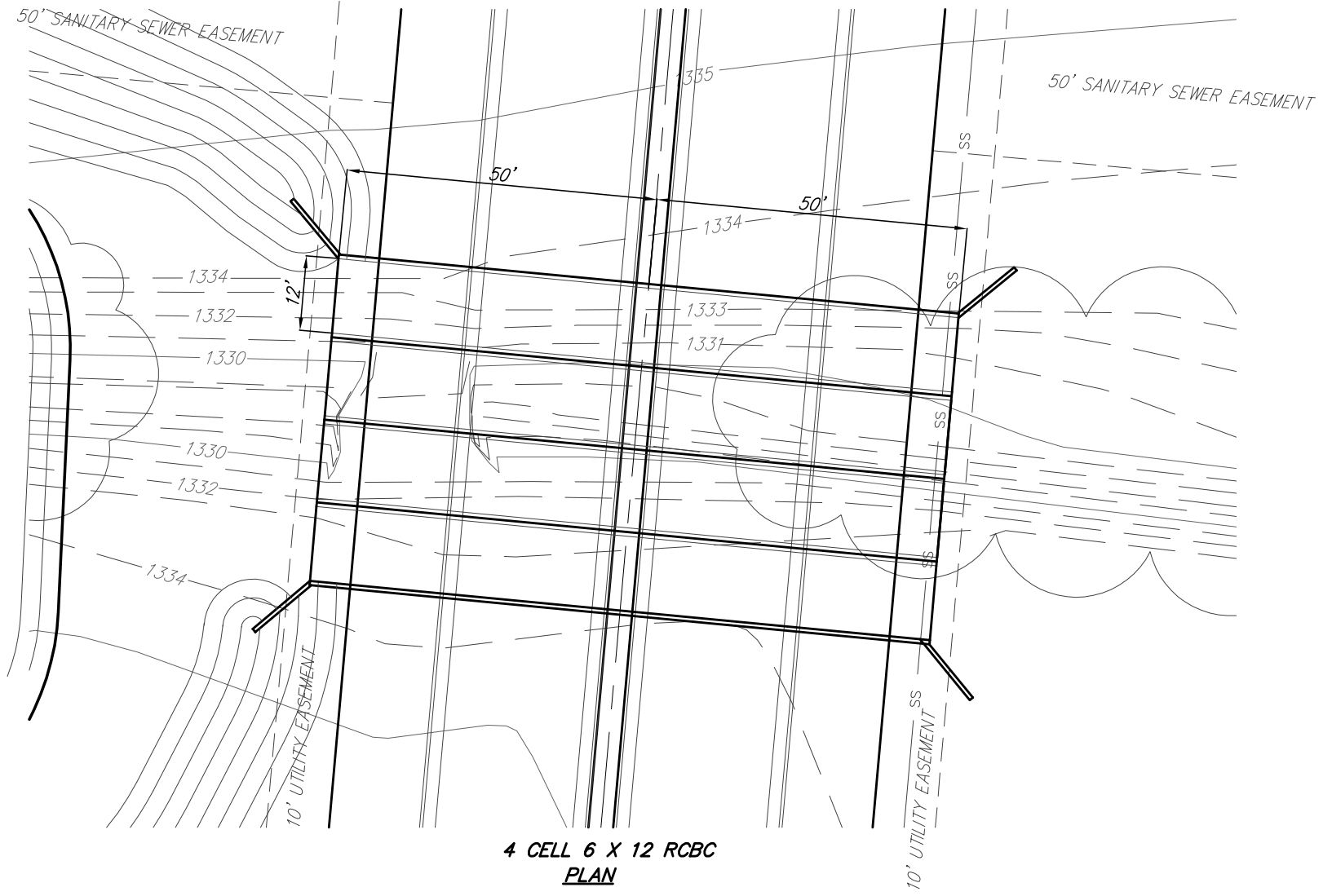
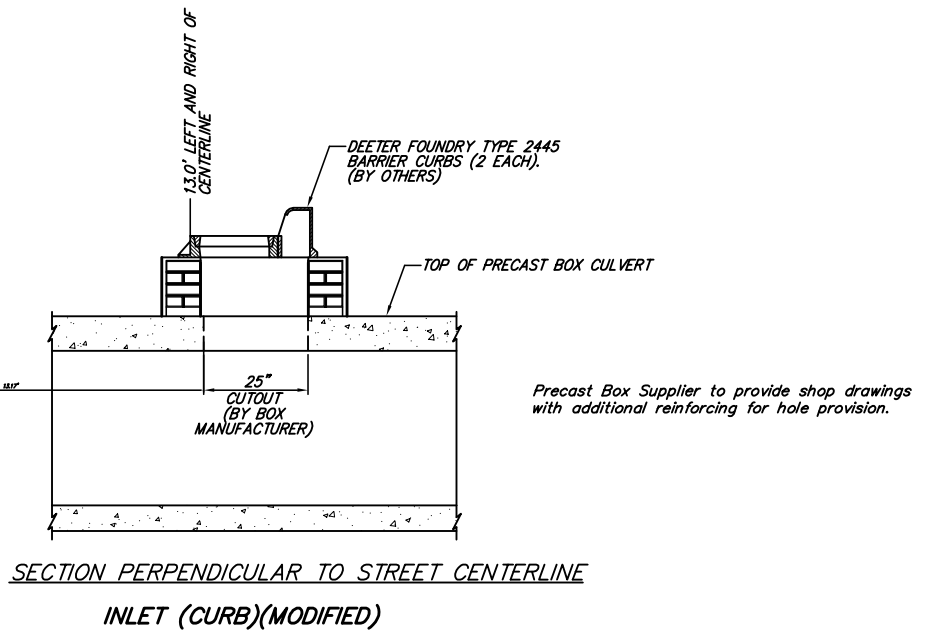


\* THE ENGINEER WILL CONSIDER AN "EQUIVALENT" OF THE BRAND NAME SPECIFIED. PROVIDE THE ENGINEER WITH A COMPLETE DESCRIPTION, LITERATURE, TEST REPORTS, ETC. ON THE PROPOSED "EQUIVALENT". THE BURDEN OF PROOF REGARDING THE "EQUIVALENT" WILL BE UPON THE CONTRACTOR.



RIGHT-OF-WAY



**PRECAST CONCRETE:** Precast Box Sections shall meet the appropriate design and inspection requirement of A.S.T.M. Designation C-850, Table 2 or C789, Table 2 whichever is critical and the Loading Specifications. The intermediate joints shall be sealed with a mastic compound which shall be provided for an approval with the shop detail submittal. The Contractor shall furnish, to the Engineer, detail plans and shop drawings showing the proposed precast layout and all other details for manufacture and delivery of any precast items to be incorporated into the work.

**SEAL COURSE:** A Seal Course shall be constructed below the R.C.B. as shown in the Plans. The Seal Course shall consist of 3" of Class III Concrete. No reinforcing shall be placed until the seal course has gained sufficient strength to permit working upon it without injury.

**LOADING:** HS20-44 AASHTO spec 1996 ed.

**GENERAL NOTES:**

1. The vanes of the grates shall be oriented with respect to the flow arrows shown on the plans.
2. Use Deeter Foundry No. 2442/43 with style H grates or approved equal.
3. Top of Inlet shall be sloped to match the slope of the adjacent curb.
4. Mortar used in masonry construction shall be in accordance with standard specifications.
5. All brick used in stack construction shall meet Grade ASTM C32 for MM or MS.

**SOUTHWEST PASSAGE ADDITION  
RCBC DETAILS  
WICHITA, KANSAS**

**Ruggles & Bohm, P.A.**  
Engineering, Surveying, Land Planning

924 North Main (316) 264-8008  
Wichita, Kansas 67203 (316) 264-4621 fax  
www.rbkansas.com E-mail: info@rbkansas.com

|                             |                |                      |                       |
|-----------------------------|----------------|----------------------|-----------------------|
| DRAWING FILE<br>Box Details | PROJECT NUMBER | DESIGN<br>CMB        | SHEET<br>1<br>OF<br>2 |
|                             |                | DRAWN<br>RA          |                       |
|                             |                | REVIEW               |                       |
|                             |                | UTILITY              |                       |
|                             |                | DATE<br>Nov. 3, 2005 |                       |