
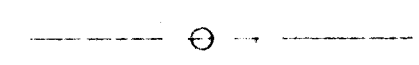




E.M. STEVEN'S 4TH ADDITION

UTILITY PLAN

LEGEND

-  Prop. Sanitary Swr.
-  Exist. Sanitary Swr.
-  Proposed Water Line
-  Existing Water Line

1" = 50'

- \circ_N = CONCRETE NAIL (SET)
- \times = "CROSS" CUT (SET)
- \circ = 1/2" REBAR W/ "BAUGHMAN" CAP (SET)
- \oslash = THIMBLE (FOUND)

- (M) = MEASURED
- (P) = PLATTED
- (D) = DESCRIBED

NOTE:
FOR ADDITIONAL BUILDING SETBACK REQUIREMENTS
SEE ASSOCIATED COMMUNITY UNIT PLAN DP-214.

