

N.W. Cor. NE 1/4  
349, 33-7285-R1B

N.E. Cor. W 1/2, N.E. 1/4

37TH Street

Street



LOT 6  
D.A. 13  
7.42 Ac.  
Required storage 0.92 Ac/Ft.

A lot grading plan showing required storage will be submitted for approval before building permits are issued. The typical plan shown is not intended to indicate final storage limits.

Grade to maintain Elev. 134.2 Max. WS

Uniform slope to F.L. swale

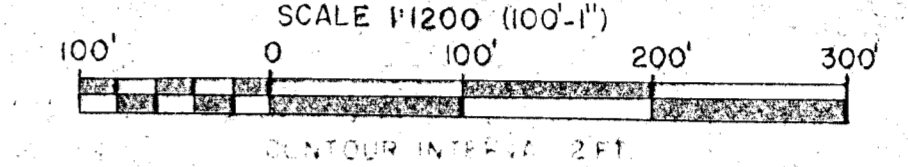
E 50' Lead Track Easement  
To Burlington Railroad on E. Line of  
Bridgeport Industrial Addition

Berm to maintain storage to  
Elev. 134.2

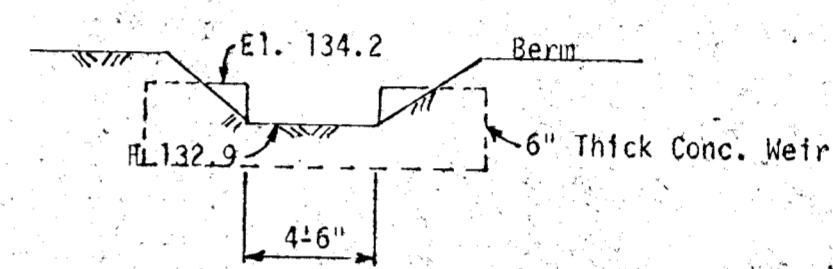
Typ. Control structure (size is  
variable)

DRAWN BY  
LOWELL D. HIGH

SCALE 1/2"=100'-0"



CONTOUR INTERVAL 2 FT  
1 FT FORM-LINES



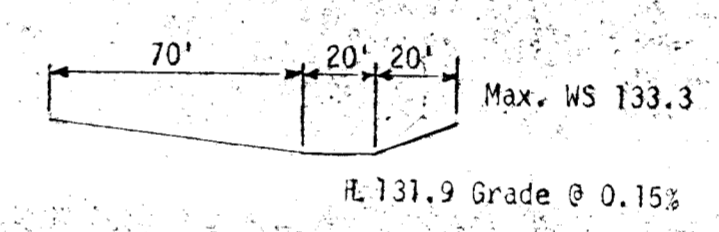
TYP. CONTROL STRUCTURE

The weir shown is sized for Lot 6. Q100 for existing lot conditions is 20.4 cfs and will pass thru the weir at Elev. 134.2. A two year storm discharge 8.7 cfs and will impound water to elevation Elev. 133.6.

LOT 5  
D.A. 12  
8.54 Ac.  
Required storage 1.05 Ac/Ft.

0.90 Ac/Ft. provided in  
swale remainder will be  
elsewhere on lot.

110' Private Drainage Easement



TYP. SWALE

NOTE: Elevations shown are for Lot 5

INDUSTRIAL  
ADDITION

BRIDGEPORT  
THIRD

0.32% 35TH Street

BLOCK 2  
LOT 4  
D.A. 11  
9.16 Ac.  
Required storage 1.13 Ac/Ft.

0.90 Ac/Ft. provided  
in swale.

COMPLETE ACCESS  
CONTROL ALONG THE  
I-135 R/W

Berm  
Kansas Gas & Elec. Co.  
20' Power Line Easement  
Cond. Case No. 6-32154

Typ. Control structure passing  
Q100 Existing with Max. WS @ 132.3

LOT 3  
D.A. 10  
10.0 Ac.  
Required storage 1.23 Ac/Ft.

0.90 Ac/Ft. provided in  
swale.

Control structure passing Q100 existing  
with Max. WS @ 131.3

R/W for the R.R. Track in Bridgeport Addition  
will be dedicated by separate instrument  
at the time of platting or the easement  
will be relocated on the Burlington property

DRAINAGE CONCEPT  
BURLINGTON NORTHERN INDUSTRIAL CENTER  
WICHITA, KANSAS

DATE: OCTOBER 27, 1982

**dp**  
**POE & ASSOCIATES  
OF KANSAS, INC.**  
CONSULTING ENGINEERING  
P.O. BOX 11185  
1720 E. MORRIS  
WICHITA, KS. 67202