# WHEATLAND PLACE FOURTH ADDITION

SEDGWICK COUNTY, KANSAS

# LATERAL 175, SOUTHWEST INTERCEPTOR SEWER

## PROJECT NO. 468-76-245-81186-000-000-001

NOTE: RISER PIPE SHALL BE INSTALLED TO SERVE INDIVIDUAL LOTS OR TRACTS IN CONJUNCTION WITH NEW SANITARY SEWER CONSTRUCTION, UNLESS OTHERWISE ORDERED BY THE ENGINEER, BECAUSE OF GROUND WATER, UNSTABLE SOIL OR UNUSUALLY DEEP CONSTRUCTION. RISER LOCATIONS SHALL BE AS APPROVED BY THE PROPERTY OWNER WITH THE CONCURRENCE OF THE ENGINEER. INSTALLATION OF RISERS ON SEWERS BECAUSE OF UNUSUAL DEPTH WILL BE REQUIRED WHEN THE SEWER IS DEEPER THAN TWELVE FEET (12'). THE CONTRACTOR WILL BE REQUIRED TO FILE WRITTEN DOCUMENTATION WITH THE ENGINEER IN A FORM APPROVED BY THE ENGINEER INDICATING THE LOCATIONS WHERE RISERS ARE TO BE INSTALLED AS REQUESTED BY THE PROPERTY OWNER OR HIS AUTHORIZED REPRESENTATIVE. RISER PIPE CONSTRUCTION SHALL CONFORM TO THE REQUIREMENTS AS SHOWN ON THE STANDARD RISER DETAIL SHEET.

NOTE: RISERS MAY BE INSTALLED TO SERVE LOT 1, BLOCK 1, AND LOTS 1 THROUGH 4, BLOCK 2, WITH APPROVAL OF PROPERTY OWNER OR OWNERS.

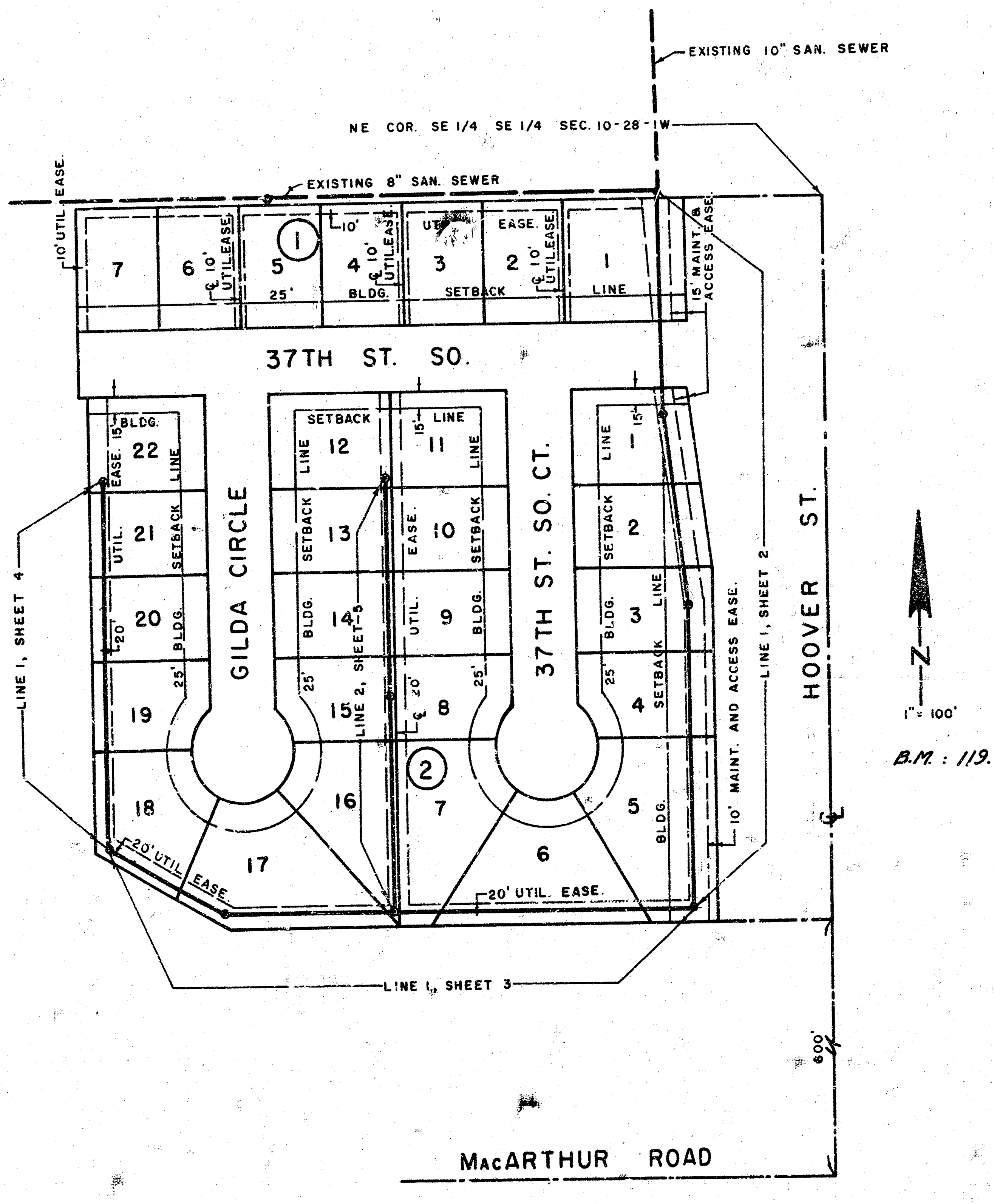

EXISTING 10" SAN. SEWER
NE COR. SE 1/4 SE 1/4 SEC. 10-28-1W
EXISTING 8" SAN. SEWER
10' UTIL. EASE.
7
6
10' UTIL. EASE.
①
5
25'
4
BLDG.
10' UTIL. EASE.
3
SETBACK
2
10' UTIL. EASE.
1
LINE
15' MAINT. & ACCESS EASE.
37TH ST. SO.
BLDG. 15'
22
UTIL. EASE.
21
SETBACK LINE
20
20'
BLDG.
19
25'
18
20' UTIL. EASE
17
GILDA CIRCLE
SETBACK
12
LINE
13
BLDG.
14
25'
15
16
LINE 2, SHEET 5
15'
LINE
11
10
UTIL. EASE.
9
20'
8
②
7
SETBACK LINE
BLDG.
25'
6
20' UTIL. EASE.
37TH ST. SO. CT.
LINE
1
15'
SETBACK
2
BLDG.
3
4
SETBACK LINE
5
BLDG.
10' MAINT. AND ACCESS EASE.
LINE 1, SHEET 2
LINE 1, SHEET 4
LINE 1, SHEET 3
HOOVER ST.
600'
MacARTHUR ROAD
N
1" = 100'

THE CONTRACTOR SHALL BE RESPONSIBLE FOR PRESERVING PROPERTY IRONS. THE CONTRACTOR SHALL BE REQUIRED TO RE-ESTABLISH ANY PROPERTY IRONS WHICH ARE DAMAGED OR DESTROYED BY HIS CONSTRUCTION OPERATIONS. SUCH IRONS SHALL BE RE-ESTABLISHED BY A LICENSED LAND SURVEYOR OR A LICENSED PROFESSIONAL ENGINEER IN ACCORDANCE WITH STATE LAWS.

B.M. : 119.76 - Top of Iron, NE. Cor., SE¼, SE¼, Sec 10-28-1W

As Built
J.L.L.
11-82

**APPROVED AS NOTED**
**By CITY ENGINEER OF WICHITA**
Sanitary Sewers__________
Storm Sewers__________
Driveway Approaches__________

CITY OF WICHITA
R. W. BRUGGEMAN
DIRECTOR OF ENGINEERING

LOWELL D. HIGH
1542 S. ST. FRANCIS
WICHITA, KANSAS 67211

1/5

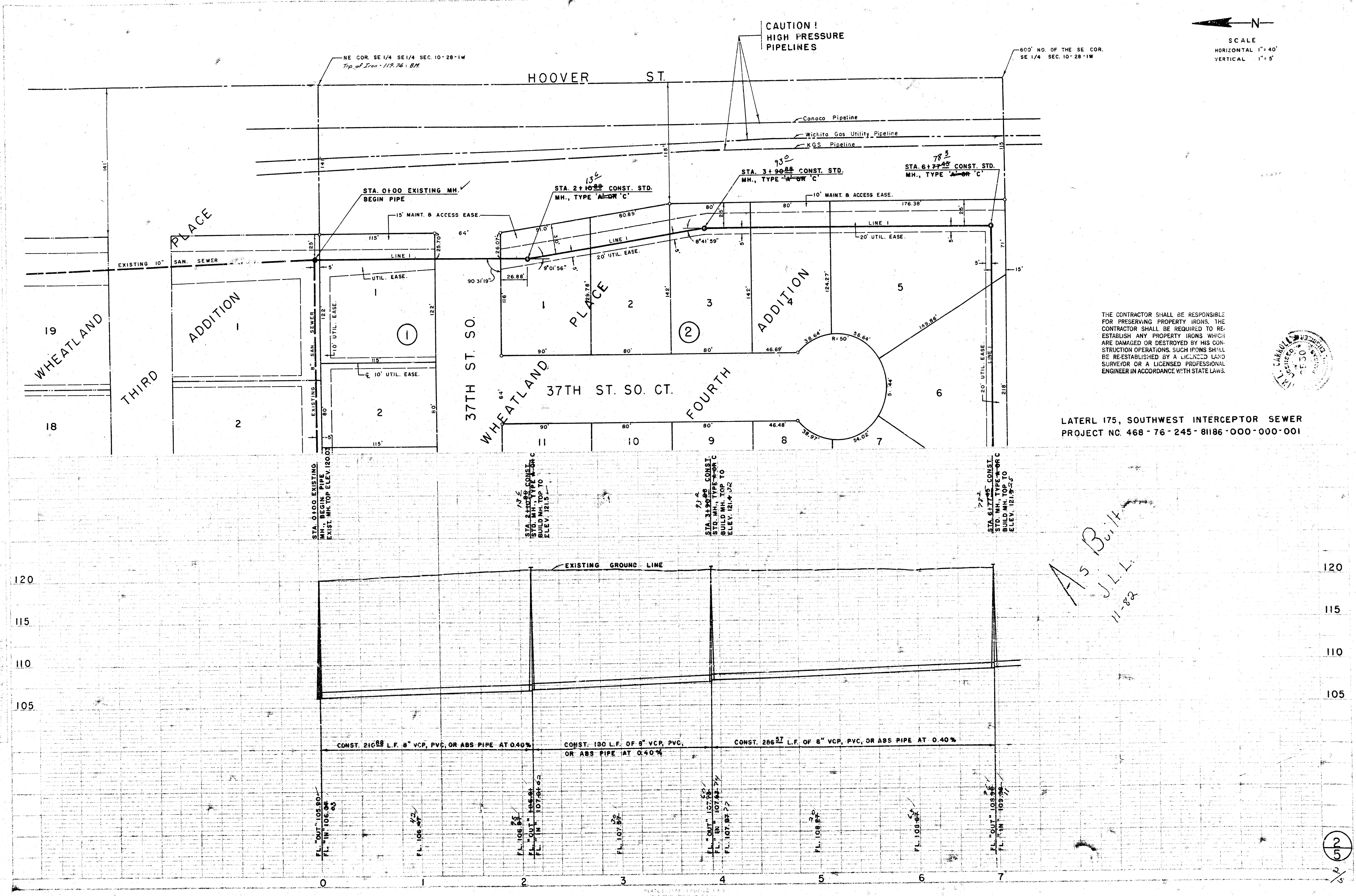
CAUTION !
HIGH PRESSURE
PIPELINES
NE COR. SE 1/4 SE 1/4 SEC. 10-28-1W
Top of Iron - 119.76 : B.M.
HOOVER ST.
600' NO. OF THE SE COR. SE 1/4 SEC. 10-28-1W
Conoco Pipeline
Wichita Gas Utility Pipeline
KGS Pipeline
STA. 0+00 EXISTING MH. BEGIN PIPE
STA. 2+~~10.88~~ 13.6 CONST. STD. MH., TYPE ~~'A' OR~~ 'C'
STA. 3+~~90.88~~ 93.0 CONST. STD. MH., TYPE ~~'A' OR~~ 'C'
STA. 6+~~77.45~~ 78.3 CONST. STD. MH., TYPE ~~'A' OR~~ 'C'
15' MAINT. & ACCESS EASE.
10' MAINT. & ACCESS EASE.
20' UTIL. EASE.
10' UTIL. EASE.
UTIL. EASE.
LINE 1
EXISTING 10" SAN. SEWER
EXISTING 8" SAN. SEWER
9°01'56"
8°41'59"
90 31'19"
R=50'
WHEATLAND THIRD PLACE ADDITION
WHEATLAND FOURTH PLACE ADDITION
37TH ST. SO.
37TH ST. SO. CT.
①
②
STA. 0+00 EXISTING MH., BEGIN PIPE EXIST. MH. TOP ELEV. 120.03
STA. 2+~~10.88~~ 13.6 CONST. STD. MH., TYPE ~~A OR~~ C BUILD MH. TOP TO ELEV. 121.5
STA. 3+~~90.88~~ 93.2 CONST. STD. MH., TYPE ~~A OR~~ C BUILD MH. TOP TO ELEV. 121.4 .32
STA. 6+~~77.45~~ 78.2 CONST. STD. MH., TYPE ~~A OR~~ C BUILD MH. TOP TO ELEV. 121.~~3~~ .25
EXISTING GROUND LINE
CONST. 210.68 L.F. 8" VCP, PVC, OR ABS PIPE AT 0.40%
CONST. 130 L.F. OF 8" VCP, PVC, OR ABS PIPE AT 0.40%
CONST. 286.57 L.F. OF 8" VCP, PVC, OR ABS PIPE AT 0.40%
FL. "OUT" 105.90
FL. "IN" 106.~~08~~ .03
FL. 106.~~41~~ .42
FL. 106.~~81~~ .95
FL. "OUT" ~~106.91~~
FL. "IN" 107.~~01~~ .02
FL. 107.~~37~~ .30
FL. "OUT" 107.~~73~~ .60
FL. "IN" 107.~~83~~ .74
FL. 107.~~87~~ .77
FL. 108.~~27~~ .20
FL. 108.~~67~~ .63
FL. "OUT" 109.~~06~~ .96
FL. "IN" 109.~~06~~ .11
120
115
110
105
0
1
2
3
4
5
6
7

SCALE
HORIZONTAL 1" = 40'
VERTICAL 1" = 5'

THE CONTRACTOR SHALL BE RESPONSIBLE FOR PRESERVING PROPERTY IRONS. THE CONTRACTOR SHALL BE REQUIRED TO RE-ESTABLISH ANY PROPERTY IRONS WHICH ARE DAMAGED OR DESTROYED BY HIS CONSTRUCTION OPERATIONS. SUCH IRONS SHALL BE RE-ESTABLISHED BY A LICENSED LAND SURVEYOR OR A LICENSED PROFESSIONAL ENGINEER IN ACCORDANCE WITH STATE LAWS.

J. L. CARROLL LICENSED ENGINEER

LATERL 175, SOUTHWEST INTERCEPTOR SEWER
PROJECT NO. 468-76-245-81186-000-000-001

As Built
J.L.L.
11-82

2
5

2/5

FILMED FROM THE BEST

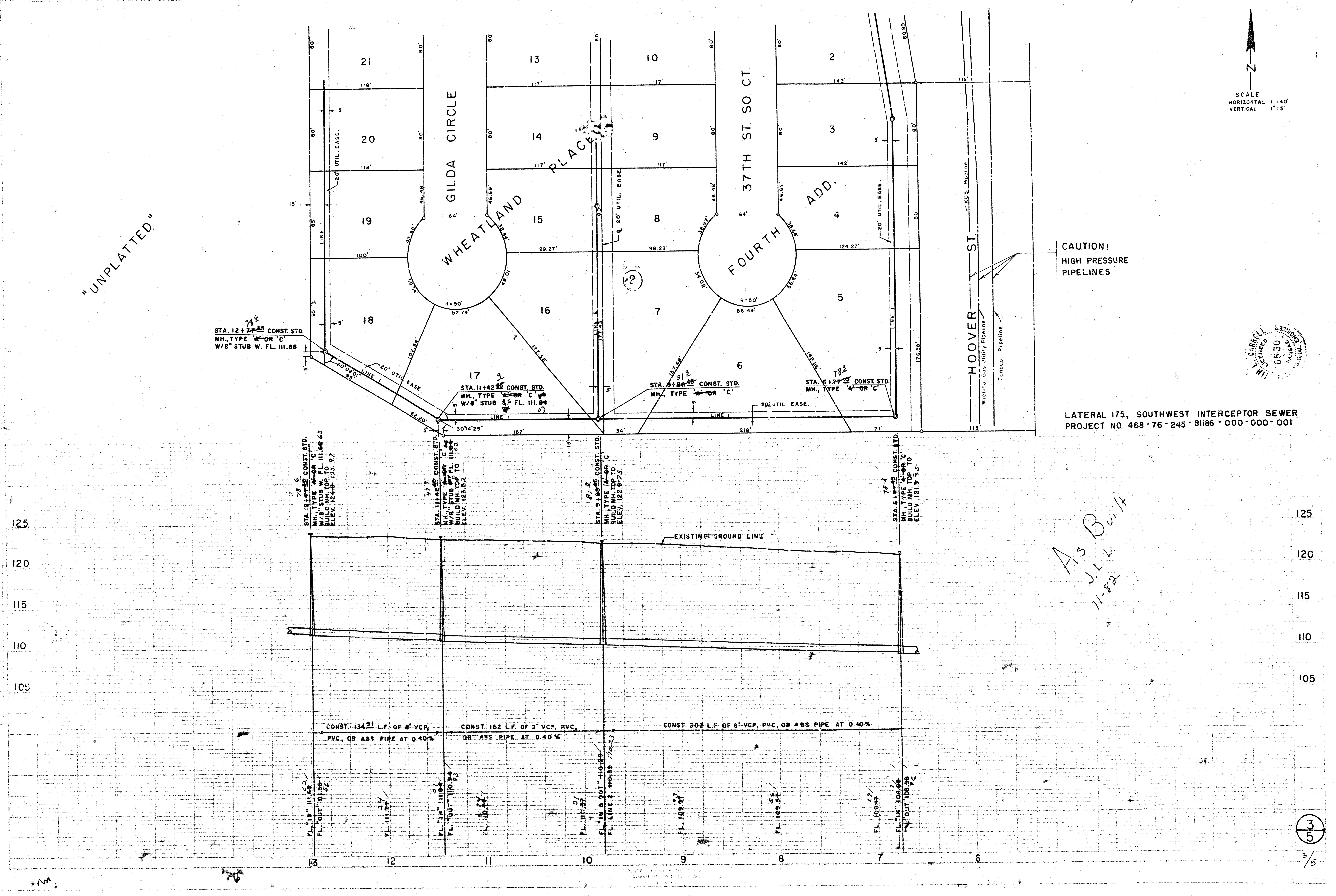
"UNPLATTED"
GILDA CIRCLE
WHEATLAND PLACE
37TH ST. SO. CT.
FOURTH ADD.
HOOVER ST.
21
20
19
18
17
16
15
14
13
10
9
8
7
6
5
4
3
2
R=50'
57.74'
56.44'
LINE 1
LINE 2
20' UTIL. EASE.
60°08'01"
30°14'29"
95'
62.20'
162'
34'
218'
71'
115'
KGS Pipeline
Wichita Gas Utility Pipeline
Conoco Pipeline
N
SCALE
HORIZONTAL 1"=40'
VERTICAL 1"=5'
STA. 12+~~77~~ ~~36~~ 78 6 CONST. STD.
MH., TYPE ~~'A' OR~~ 'C'
W/8" STUB W. FL. 111.68
STA. 11+42 ~~45~~ 9 CONST. STD.
MH., TYPE ~~'A' OR~~ 'C'
W/8" STUB 5.5 FL. 111.~~64~~ 02
STA. 9+~~80~~ ~~45~~ 81 3 CONST. STD.
MH., TYPE ~~'A' OR~~ 'C'
STA. 6+~~77~~ ~~45~~ 78 3 CONST. STD.
MH., TYPE ~~'A' OR~~ 'C'
STA. 12+~~77~~ ~~36~~ 78 6 CONST. STD.
MH., TYPE ~~'A' OR~~ 'C'
W/8" STUB W. FL. 111.~~68~~ 63
BUILD MH. TOP TO
ELEV. ~~124.0~~ 123.97
STA. 11+~~42~~ ~~45~~ 47 2 CONST. STD.
MH., TYPE ~~'A' OR~~ 'C'
W/8" STUB 5.5 FL. 111.~~64~~ 62
BUILD MH. TOP TO
ELEV. 123.52
STA. 9+~~80~~ ~~45~~ 81 3 CONST. STD.
MH., TYPE ~~'A' OR~~ 'C'
BUILD MH. TOP TO
ELEV. 122.~~9~~ 75
STA. 6+~~77~~ ~~45~~ 78 3 CONST. STD.
MH., TYPE ~~'A' OR~~ 'C'
BUILD MH. TOP TO
ELEV. 121.~~5~~ 25
EXISTING GROUND LINE
CONST. 134 91 L.F. OF 8" VCP, PVC, OR ABS PIPE AT 0.40%
CONST. 162 L.F. OF 8" VCP, PVC, OR ABS PIPE AT 0.40%
CONST. 303 L.F. OF 8" VCP, PVC, OR ABS PIPE AT 0.40%
FL. "IN" 111.~~68~~ 62
FL. "OUT" 111.~~58~~ 56
FL. 111.~~27~~ 24
FL. "IN" 111.~~04~~ 01
FL. "OUT" 110.~~94~~ 93
FL. 110.~~74~~ 74
FL. 110.~~37~~ 31
FL. "IN & OUT" ~~110.29~~
FL. LINE 2 ~~110.39~~ 110.23
FL. 109.~~97~~ 93
FL. 109.~~57~~ 56
FL. 109.~~17~~ 19
FL. "IN" 109.~~08~~ 11
FL. "OUT" 108.~~98~~ 96
125
120
115
110
105
13
12
11
10
9
8
7
6

CAUTION!
HIGH PRESSURE
PIPELINES

LATERAL 175, SOUTHWEST INTERCEPTOR SEWER
PROJECT NO. 468-76-245-81186-000-000-001

J. L. CARROLL
LICENSED PROFESSIONAL ENGINEER
6530
KANSAS

As Built
J.L.L.
11-82

3/5

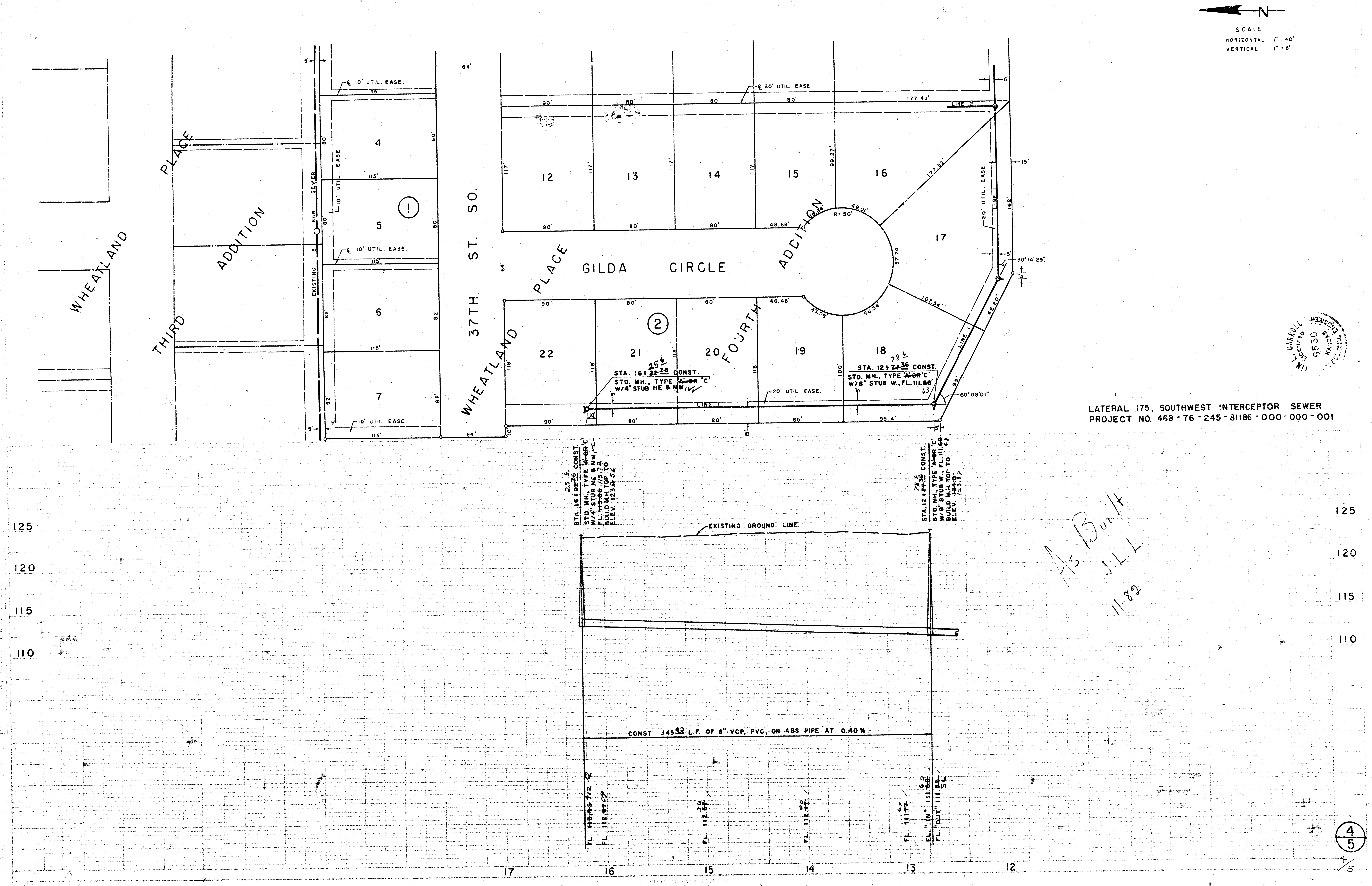
N
SCALE
HORIZONTAL 1" = 40'
VERTICAL 1" = 5'
WHEATLAND PLACE THIRD ADDITION
WHEATLAND PLACE FOURTH ADDITION
37TH ST. SO.
GILDA CIRCLE
①
②
4
5
6
7
12
13
14
15
16
17
18
19
20
21
22
SAN. SEWER
EXISTING 8"
℄ 10' UTIL. EASE.
℄ 20' UTIL. EASE.
20' UTIL. EASE.
LINE 1
LINE 2
R = 50'
30°14'29"
60°08'01"
STA. 16+~~22~~ ~~76~~ 25 6 CONST.
STD. MH., TYPE ~~'A' OR~~ 'C'
W/4" STUB NE & NW,
STA. 12+~~77~~ ~~36~~ 78 6 CONST.
STD. MH., TYPE ~~'A' OR~~ 'C'
W/8" STUB W., FL. 111.~~68~~ 63
STA. 16+~~22~~ ~~76~~ 25 6 CONST.
STD. MH., TYPE ~~'A' OR~~ 'C'
W/4" STUB NE & NW,
FL. ~~113.06~~ 112.72
BUILD M.H. TOP TO
ELEV. 123.~~0~~ 56
STA. 12+~~77~~ ~~36~~ 78 6 CONST.
STD. MH., TYPE ~~'A' OR~~ 'C'
W/8" STUB W., FL. 111.~~68~~ 63
BUILD M.H. TOP TO
ELEV. ~~124.0~~ 123.77
EXISTING GROUND LINE
CONST. 345 40 L.F. OF 8" VCP, PVC, OR ABS PIPE AT 0.40%
FL. ~~113.06~~ 112.72
FL. ~~112.97~~ 64
FL. 112.~~5~~ 32
FL. 112.~~17~~ 00
FL. 111.~~77~~ 68
FL. "IN" 111.~~68~~ 63
FL. "OUT" 111.~~58~~ 56
125
120
115
110
17
16
15
14
13
12

LATERAL 175, SOUTHWEST INTERCEPTOR SEWER
PROJECT NO. 468-76-245-81186-000-000-001

L. CARROLL 6530

As Built
J.L.L.
11-82

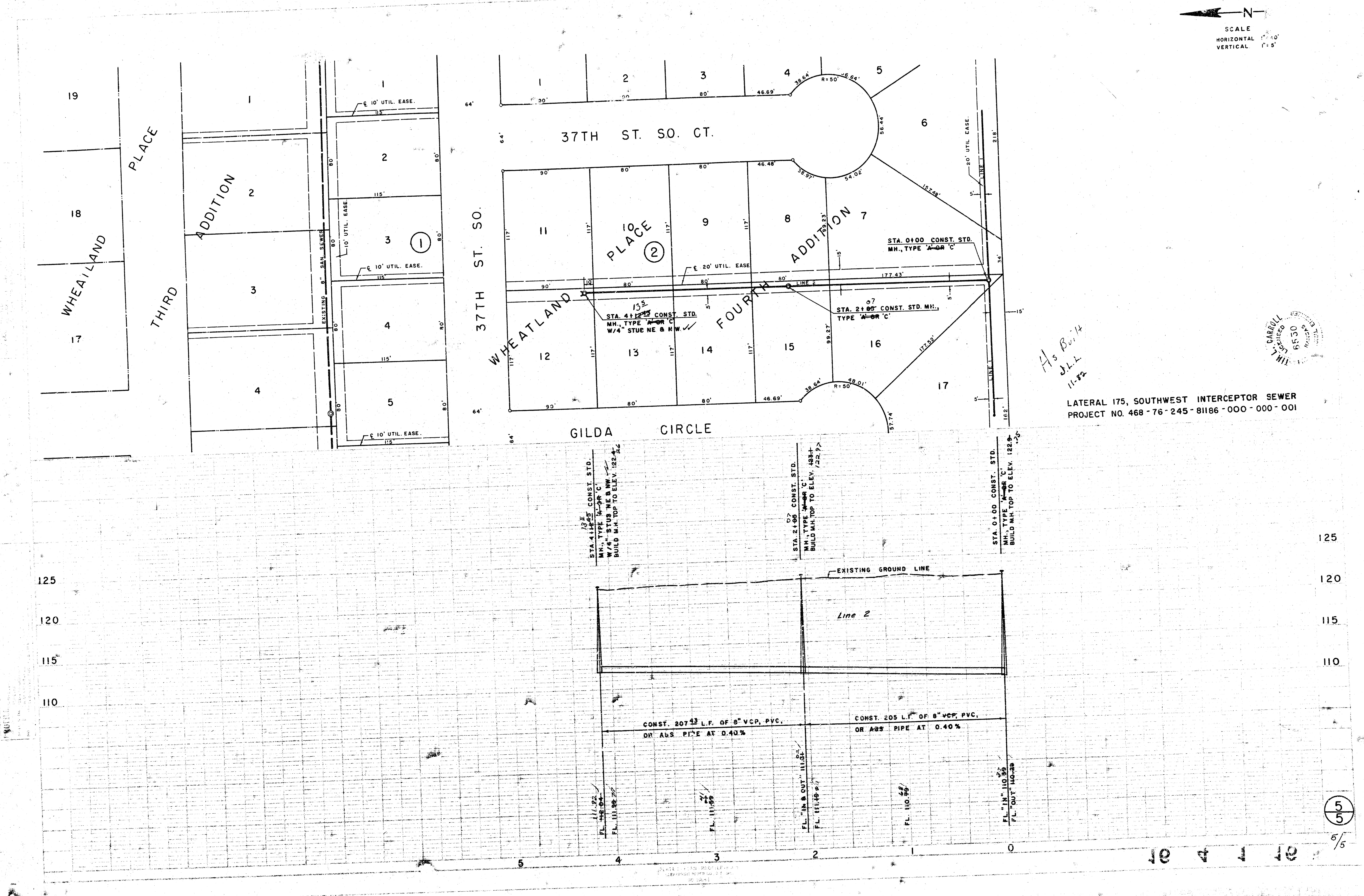
N
SCALE
HORIZONTAL 1"=40'
VERTICAL 1"=5'
19
18
17
WHEATLAND PLACE THIRD ADDITION
1
2
3
4
1
2
3
4
5
EXISTING 8" SAN. SEWER
℄ 10' UTIL. EASE.
10' UTIL. EASE.
115'
80'
64'
37TH ST. SO.
37TH ST. SO. CT.
GILDA CIRCLE
WHEATLAND PLACE FOURTH ADDITION
①
②
1
2
3
4
5
6
7
8
9
10
11
12
13
14
15
16
17
30'
80'
46.69'
46.48'
38.64'
36.64'
R=50'
56.44'
38.97'
54.02'
157.48'
177.52'
177.43'
99.23'
99.27'
48.01'
57.74'
90'
117'
20' UTIL. EASE.
℄ 20' UTIL. EASE.
LINE 2
LINE 1
218'
162'
34'
15'
5'
10'
STA. 0+00 CONST. STD. MH., TYPE ~~'A' OR~~ 'C'
STA. 2+~~05~~ 07 CONST. STD. MH., TYPE ~~'A' OR~~ 'C'
STA. 4+~~12.45~~ 13.5 CONST. STD. MH., TYPE ~~'A' OR~~ 'C' W/4" STUB NE & NW. ✓✓
STA. 4+~~12.45~~ 13.5 CONST. STD. MH., TYPE ~~'A' OR~~ 'C' W/4" STUB NE & NW. BUILD M.H. TOP TO ELEV. ~~122.4~~ .26
STA. 2+~~05~~ 07 CONST. STD. MH., TYPE ~~'A' OR~~ 'C' BUILD M.H. TOP TO ELEV. ~~123.1~~ 122.97
STA. 0+00 CONST. STD. MH., TYPE ~~'A' OR~~ 'C' BUILD M.H. TOP TO ELEV. ~~122.9~~ .75
EXISTING GROUND LINE
Line 2
CONST. 207.43 L.F. OF 8" VCP, PVC, OR ABS PIPE AT 0.40%
CONST. 205 L.F. OF 8" ~~VCP~~, PVC, OR ~~ABS~~ PIPE AT 0.40%
FL. ~~112.04~~ 111.82
FL. 111.~~96~~ 77
FL. 111.~~59~~ 41
FL. "IN & OUT" 111.~~21~~ 02
FL. 111.~~19~~ 01
FL. 110.~~79~~ 68
FL. "IN" 110.~~39~~ 37
FL. "OUT" 110.29
125
120
115
110
5
4
3
2
1
0

As Built
J.L.L.
11-82

TIM L. CARROLL
LICENSED
6530

LATERAL 175, SOUTHWEST INTERCEPTOR SEWER
PROJECT NO. 468-76-245-81186-000-000-001

5
5

5/5