LATERAL 388, SOUTHWEST INTERCEPTOR SEWER

PROJ. NO. 468-82790
INDEX NO. 743344

CITY OF WICHITA, KANSAS

M. E. LINDEBAK, P.E. - CITY ENGINEER

GENERAL NOTES:

1. ALL CONSTRUCTION AND MATERIAL TO COMPLY WITH CITY OF WICHITA SPECIFICATIONS AND STANDARDS.
2. THE CONTRACTOR SHALL NOTIFY THE UTILITY SERVICE COMPANIES TO FLAG THEIR UNDERGROUND LINES AND REQUEST ANY OVERHEAD POLE/LINE ADJUSTMENTS 48 HOURS PRIOR TO CONSTRUCTION.

   KANSAS ONE-CALL 1-800-344-7233
3. THE UNDERGROUND UTILITY SERVICE LINES AND OVERHEAD UTILITY POLE LINES ARE TO BE ADJUSTED AS NECESSARY BY OTHERS PRIOR TO CONSTRUCTION UNLESS THE PLANS SPECIFICALLY CALL FOR THEIR ADJUSTMENT BY THE CONTRACTOR. EXISTING UTILITIES AND THEIR LOCATION, AS SHOWN ON THE PLANS, REPRESENT THE BEST INFORMATION OBTAINABLE FOR DESIGN. LOCATION INFORMATION HAS BEEN OBTAINED FROM THE VARIOUS UTILITY COMPANIES AND IS EITHER FROM COMPANY RECORD DRAWINGS OR COMPANY PROVIDED FIELD LOCATIONS. THE CONTRACTOR WILL BE REQUIRED TO WORK AROUND EXISTING UTILITIES WITHIN THE RIGHT-OF-WAY WHICH DO NOT CONFLICT WITH PROPOSED CONSTRUCTION.
4. THE CONTRACTOR SHALL GIVE ALL PROPERTY OWNERS AND/OR TENANTS DIRECTLY AFFECTED BY THE CONSTRUCTION OF THIS PROJECT A MINIMUM OF FIVE (5) DAYS ADVANCE WRITTEN NOTICE PRIOR TO START OF CONSTRUCTION.
5. ANY TREE OR SHRUB REMOVAL MUST BE APPROVED BY THE FIELD ENGINEER.
6. THE CONTRACTOR SHOULD EXAMINE THE CONSTRUCTION SITE PRIOR TO BIDDING AND BE SATIISFIED AS TO THE WORK SHOWN FOR COMPLETION.
7. ANY FENCE REMOVED DURING CONSTRUCTION MUST BE REPLACED AND RESTORED TO ORIGINAL CONDITION.
8. UTILITY EASEMENT AND FENCE RESTORATION SHALL BE SUSPENDED FOR THREE WEEKS FROM THE DATE THE SEWER IS TESTED AND ACCEPTED BY THE ENGINEERING DIVISION, DEPARTMENT OF PUBLIC WORKS, TO ALLOW PROPERTY OWNERS TIME TO INSTALL HOOKUPS TO THE SEWER MAIN. CONTRACTORS SHALL NOTIFY PROPERTY OWNERS, IN WRITING, OF THIS AGGREMENT.

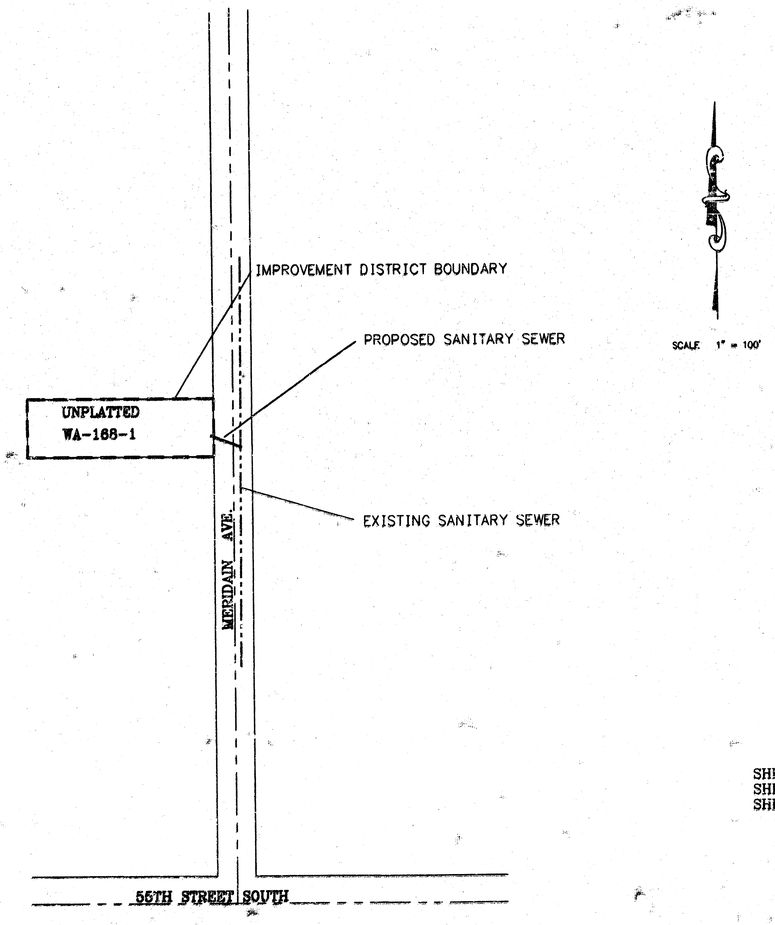

Booked
P. 2
4/15/98
Per Plan
RPL

INDEX OF SHEETS

SHEET 1 - TITLE SHEET
SHEET 2 - PLAN/PROFILE
SHEET 3 - MANHOLE CONNECTION DETAILS

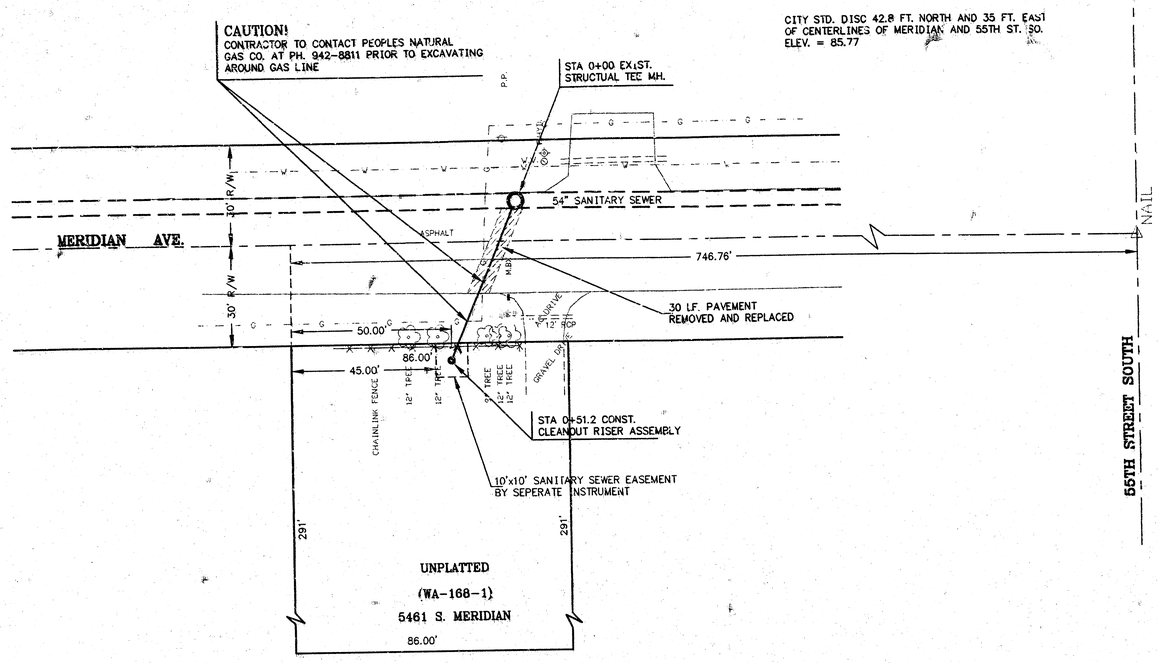

PLAN 1" = 20'
PROFILE 1" = 20' HORZ.
1" = 5' VERT.

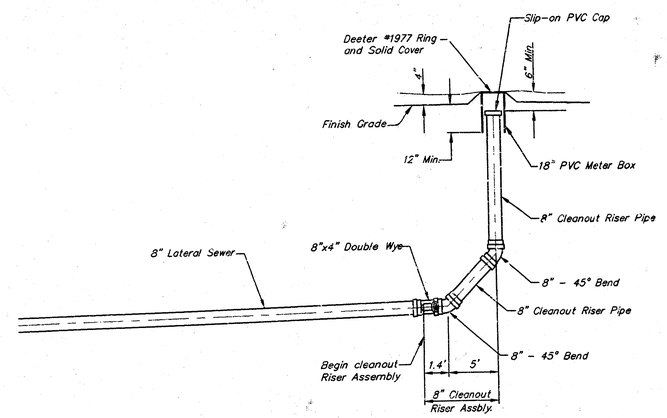

8" CLEANOUT RISER ASSEMBLY

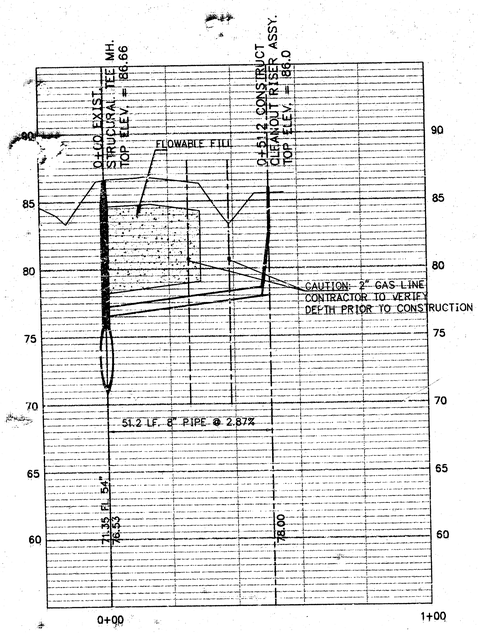

LAT 388, SWI
PROJ. NO. 468-82790
SHEET 2 OF 3

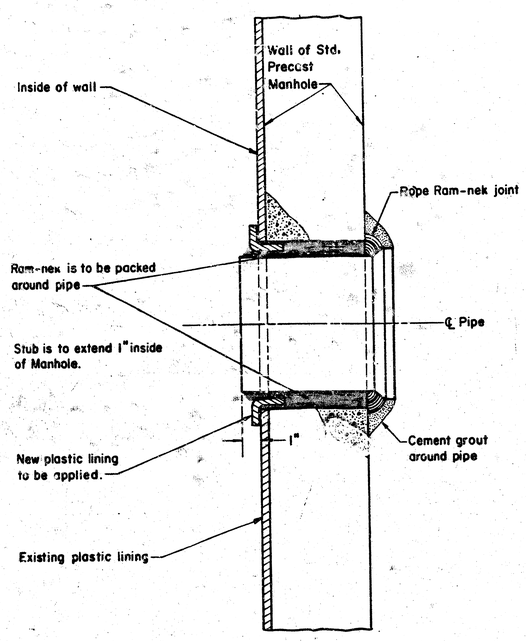

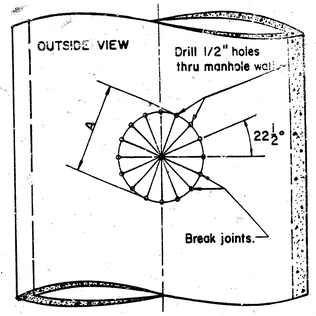

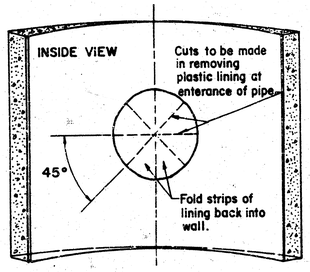

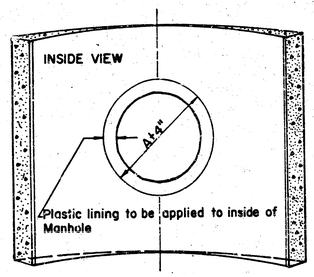

A = OUTSIDE DIAMETER OF PIPE + 2"

PCPLCMH.DWG

DRAWN: Oct. 1978

Lat. 388 SW1

DETAIL OF PIPE CONNECTION
TO PLASTIC LINED CONCRETE MANHOLE
CITY OF WICHITA, KANSAS

PROJECT NUMBER:
DATE:

Sheet 3 of 3