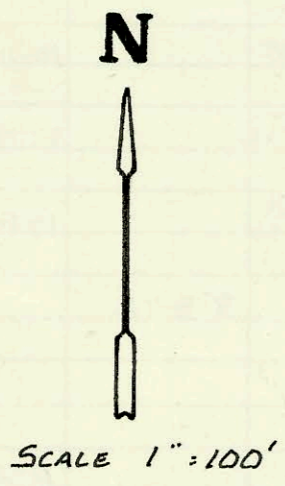
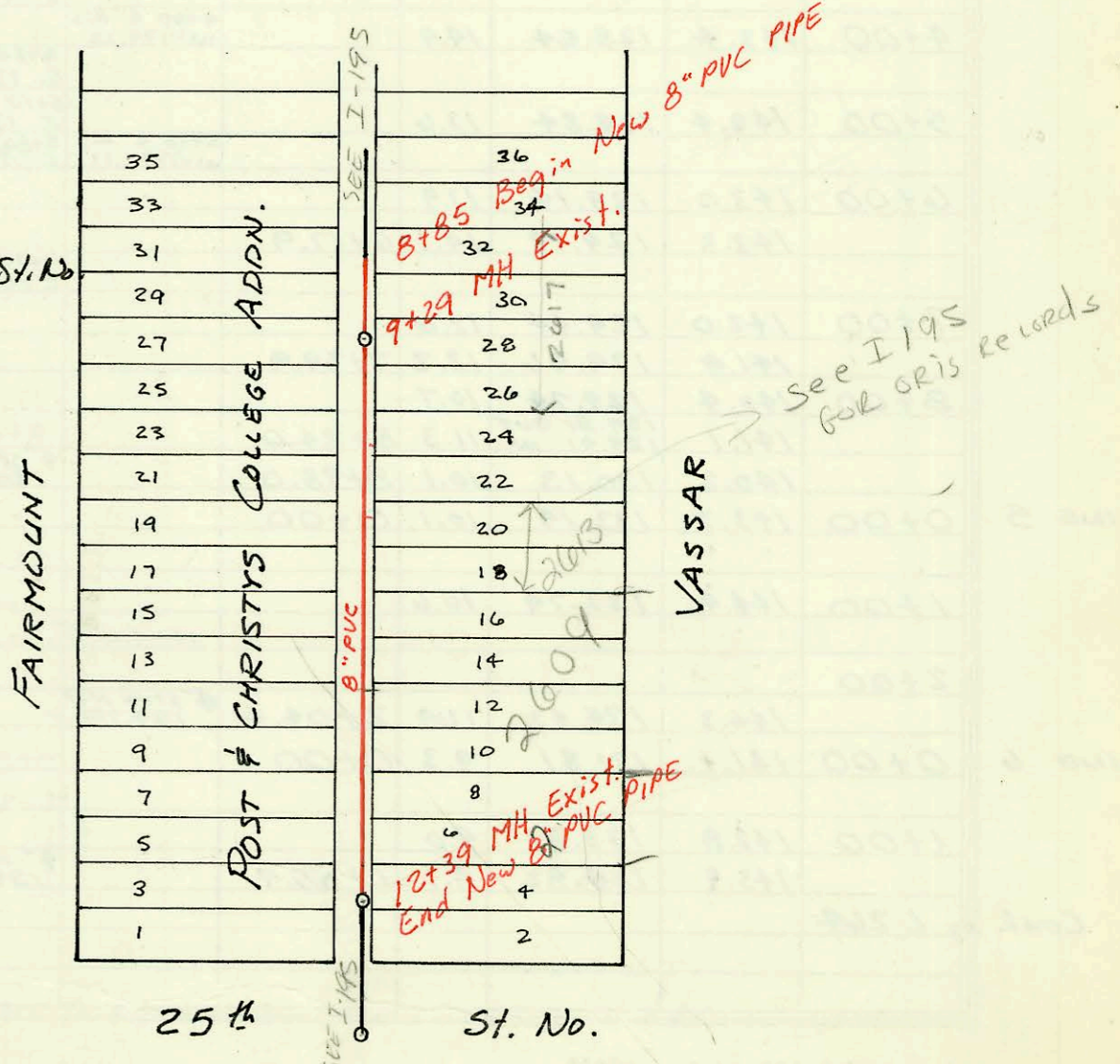
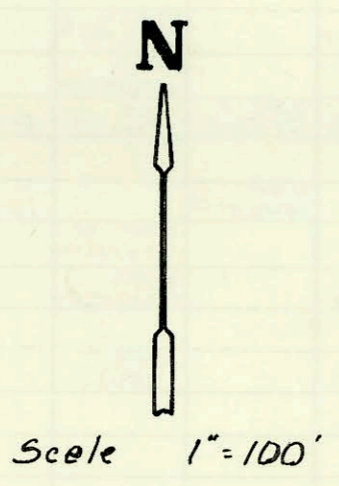


City Maintained except for 6" lines (shown in red dashed lines)
 LAT 20, MAIN 24, WIS.
 468-81971 (740241)
 Built By Mid States
 Booked 5-15-90 from Plan
 as per
 Roy Griffin
 Steve Palmer
 Sewer Maintenance



Reconstruct Sanitary Sewer in Alley
 East of Fairmount, Betw 25th St. No & 26th St. No
 Built By Stannard Const.
 468-81802 (600767)
 Booked 6-7-90 from Cards & Plan



CONSTRUCTION RECORD							SERVICE RECORD					
STATION	ELEVATION		Depth	MANHOLE	4-INCH "Y" BRANCHES		No. of Permit		House Number		DATE OF PERMITS	
	Ground	Grade			North West	South East	North West	South East	North West	South East	North West	South East
LAT 20 LINE 1 MAIN 24, W 15												
0+00	173.43	160.20	13.2	0+00								
	174.6	160.35 OUT 160.75 IN	14.2	0+08 L-2 0+48.4								
1+00	174.0	160.60	13.4									
1+62.0						6" PVC 24' S 161.92						
2+00	174.3	160.90	13.4									
	174.56	161.08	13.5	0+00 L-3 2+60.7								
3+00	174.5	161.20	13.3									
3+92.9						6" PVC 37.5' S 163.15						
4+00	175.0	161.50	13.5									
4+47.9						6" PVC 36.5' S 163.28						
5+00	175.0	161.80	13.2									
5+17.9						6" PVC 35.2' S 163.44						
5+87.9						6" PVC 34.0' S 163.60						
6+00	175.2	162.10	13.1									
6+57.9						6" PVC 32.8' S 163.76						
7+00	175.3	162.40	12.9									
7+27.9						6" PVC 31.5' S 163.92						
	175.36	162.65	12.7	7+84.6								
8+00	175.3	162.70	12.6									
9+00								98-22907		585 Unbilled		41-2598
	174.7	163.00 OUT 163.10 IN	11.7	9+00.8								
9+67.2						6" PVC 30.5' W 163.60						
10+00	174.0	163.40	10.6									
	173.75	163.51	10.2	10+35.2		6" PVC 35.8' W 164.04						
LINE 2												
0+00	174.6	161.35	13.3	0+00								
0+62.9						6" PVC 41.2' E 162.18						
1+00	173.8	161.75	12.1									
1+32.6						6" PVC 47.6' E 162.53						
	172.62	162.00	10.6	1+76.7		6" PVC 59.9' SE 162.83		26720		9320 Central		12-1-90
LINE 3												
0+00	174.56	162.78	11.8	0+00								
	175.8	163.14	12.7	0+89.8		6" PVC 59.4' SE 163.90		75-117367		7340 Central		7-31-95
						6" PVC 73.8' WSW 164.09		75-124907		9340 Central		8-10-95
LINE 4												
0+00	168.2	158.30	9.9	0+00								
1+00	167.2	158.60	8.6									
	167.6	158.79	8.8	0+00 L-5-6 1+63.5								
2+00	170.0	158.90	11.1									
2+46.9						6" PVC 72.0' E 159.93		91-34921-7		9350 E suite Central #100		10-9-91
	172.0	159.13	12.9	2+75.6		6" PVC 59.4' NW 159.89		73-9487		9330 E Central suite		1-21-93
						6" PVC 59.4' NE 159.89						
						6" PVC 73.8' ENE 160.04						
LINE 5												
0+00	167.6	158.89	8.7	0+00								
0+54.7						6" PVC 52.4' NW 159.75		26350		9314 Central		10-19-90
1+00												
	167.28	159.19	8.1	1+01.0		6" PVC 56.2' NW 159.92		96-86107		9300 Central		6-6-96
LINE 6												
0+00	167.6	159.79	7.8	0+00								
1+00	168.3	160.09	8.2									
2+00	169.4	160.39	9.0									
	169.9	160.46 OUT 160.56 IN	9.4	2+23.9								
3+00	171.0	160.79	10.2									
3+02.5						6" PVC 35.2' WNW 161.31		91-34921-7		9350 E Central suite #201		10-9-91
3+67.6						6" PVC 60.9' WNW 161.77						
3+79.5						6" PVC 78.5' ESE 161.99		91-34922-7		9370 Central		10-9-91
	173.4	161.08	12.3	3+95.9		6" PVC 59.4' WNW 161.99		74-108477		9360 Central		7-6-94
						6" PVC 59.4' NE 161.84		96-18247		9360 Central		2-5-96
						6" PVC 71.9' NW 161.84						
Reconst. S.S. E. of Fairmount betw. 25 th St. No & 26 th St. No												
8+85	178.0											
9+00	178.4	171.05	7.35									
	178.6	171.10	7.5	9+29.0								
10+00	182.3	173.55										
11+00	186.5	177.05										
12+00	189.2	180.55										
	191.5	181.95	9.5	12+39.0								

#93-947-7 - 9330 E. Central, Suite 7, - 12/1/93 - tied onto 6" leader - 4" PVC 40, 1/2" plus fall