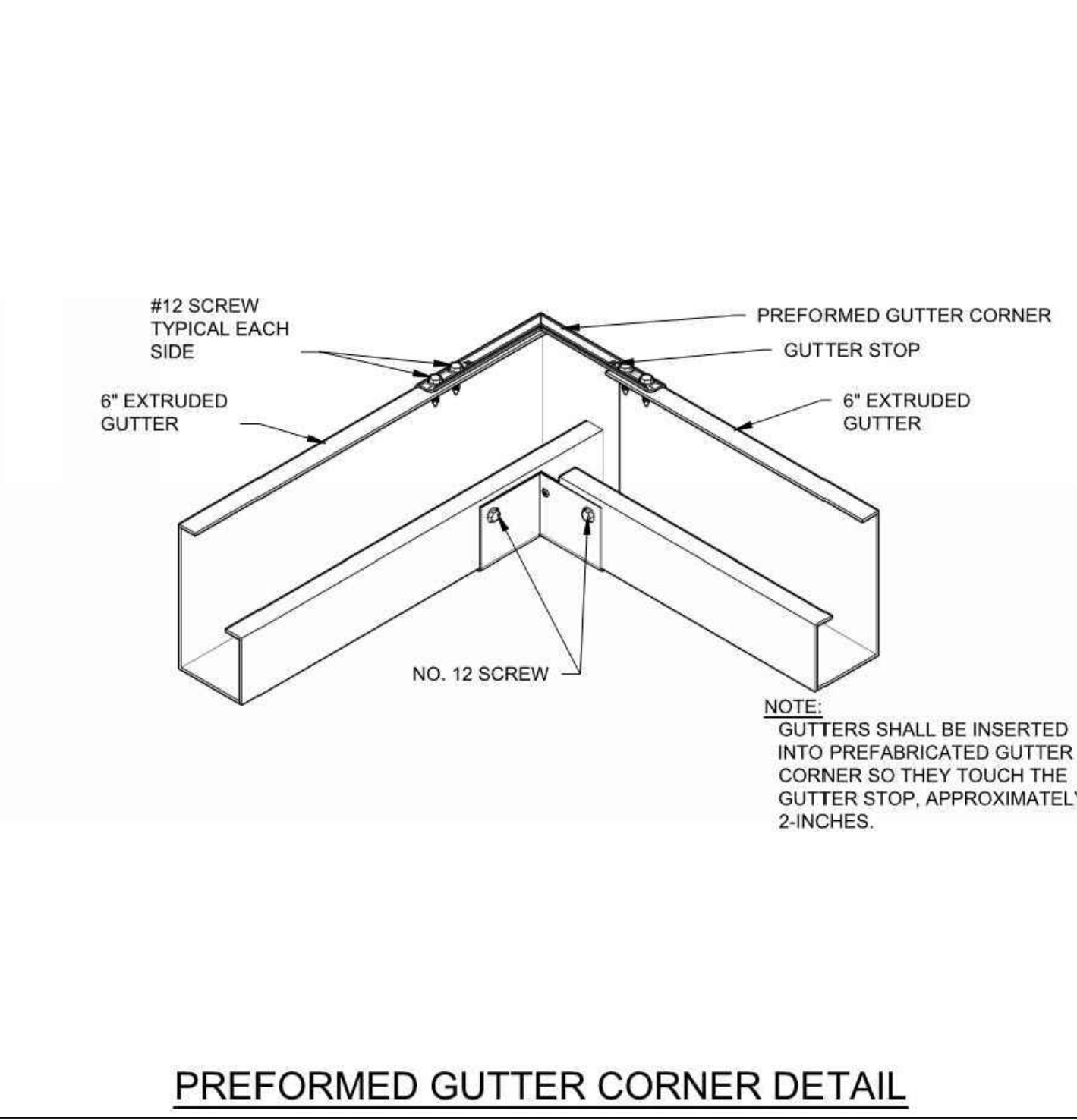
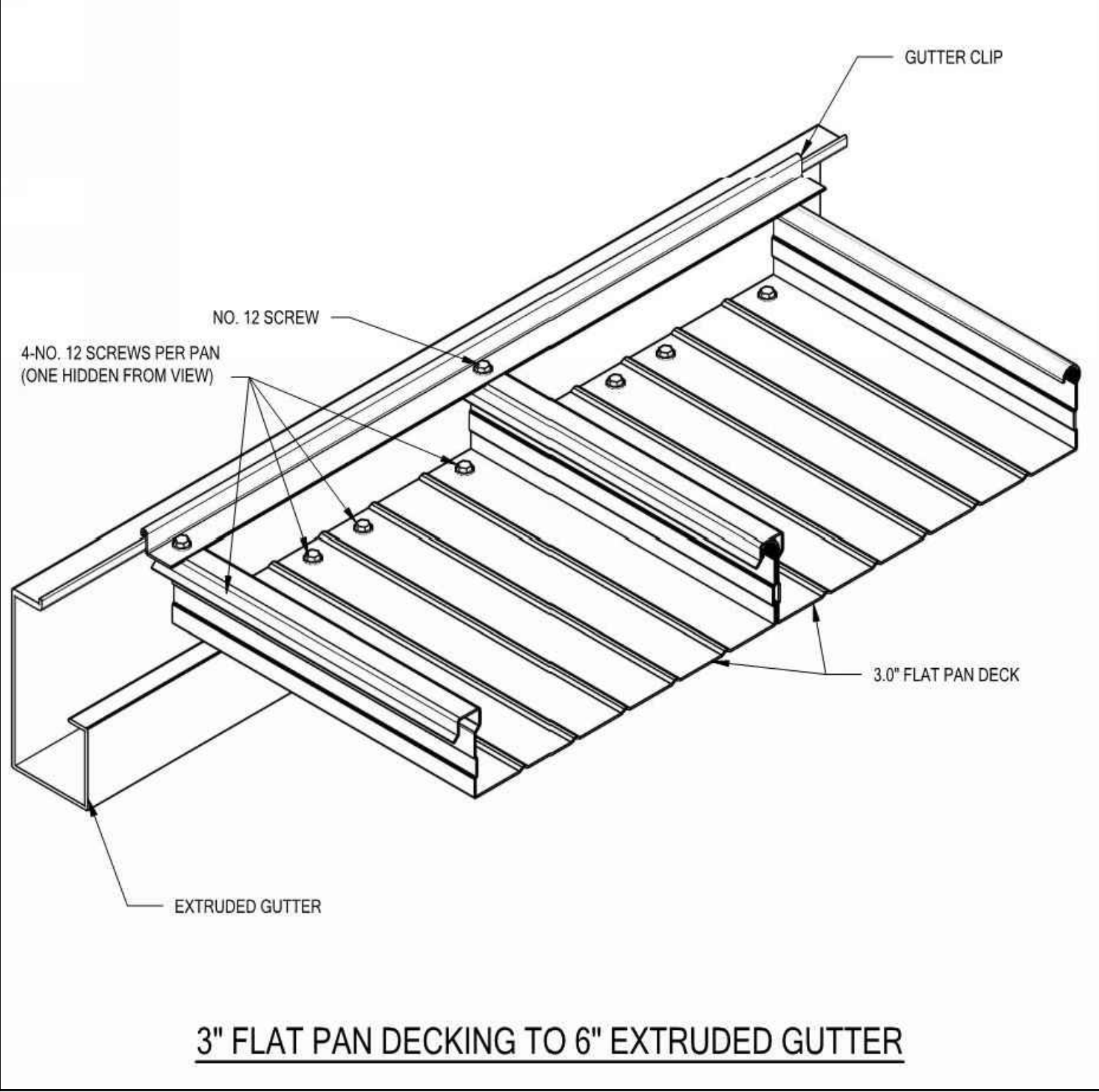
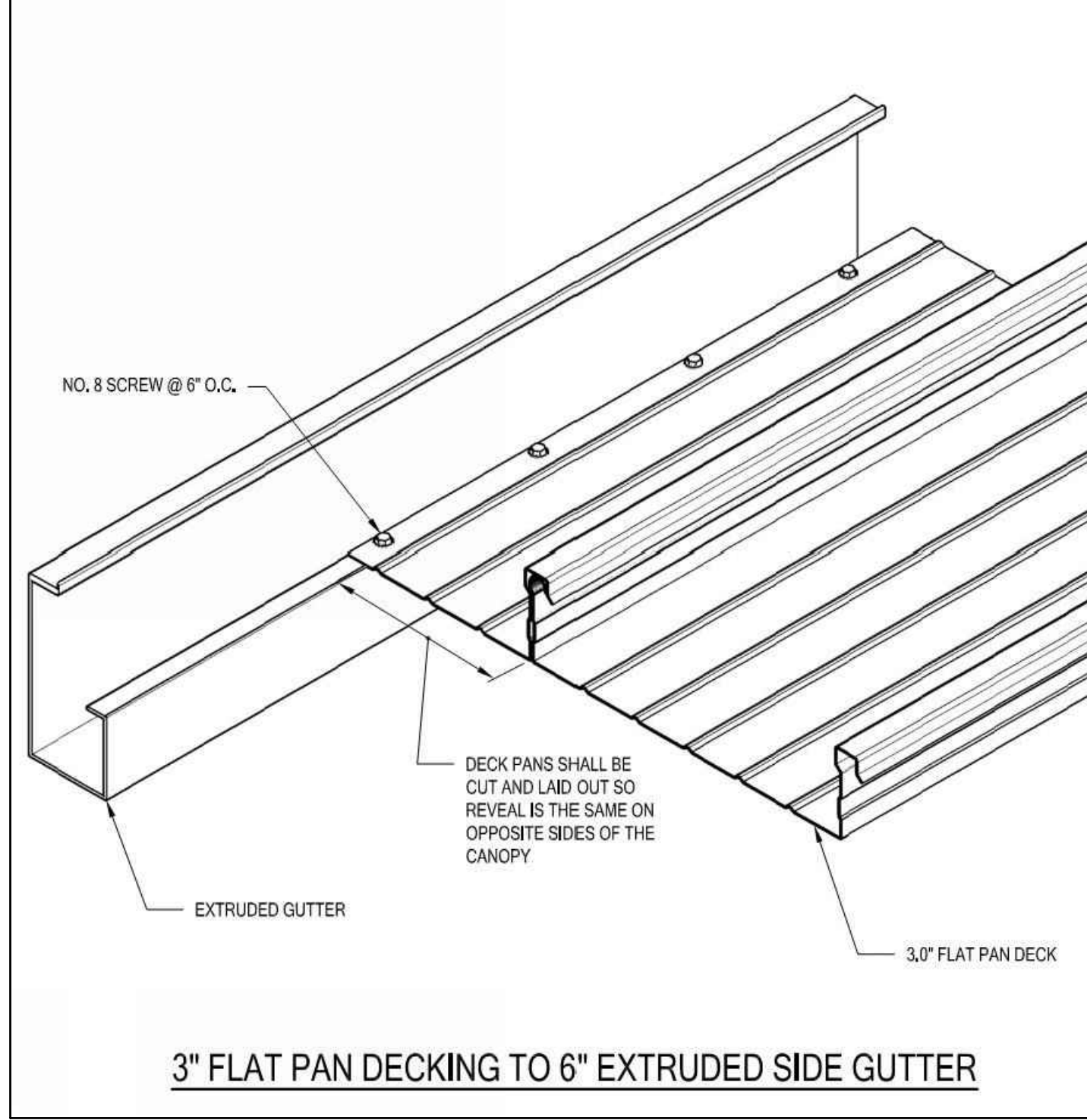
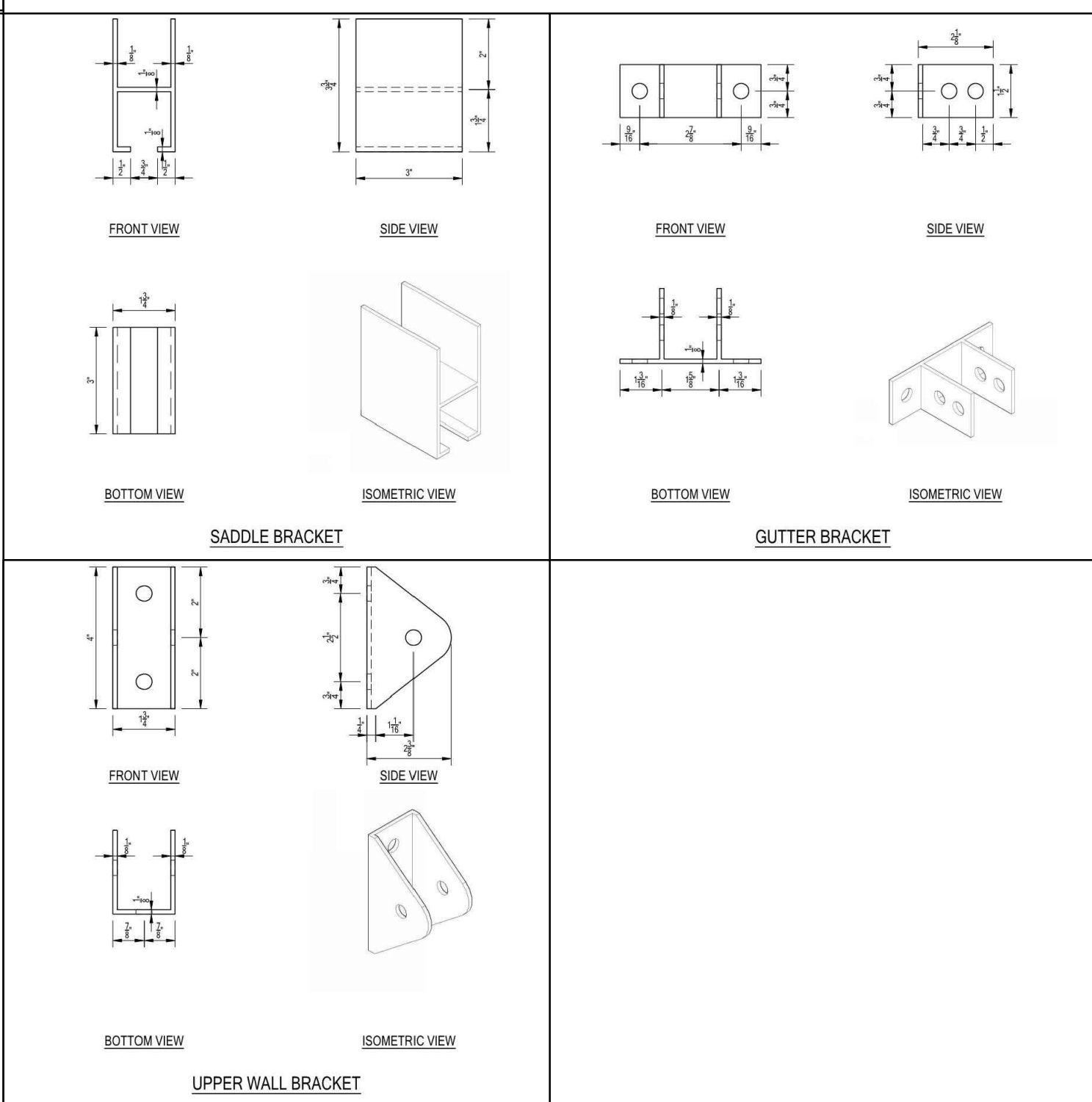
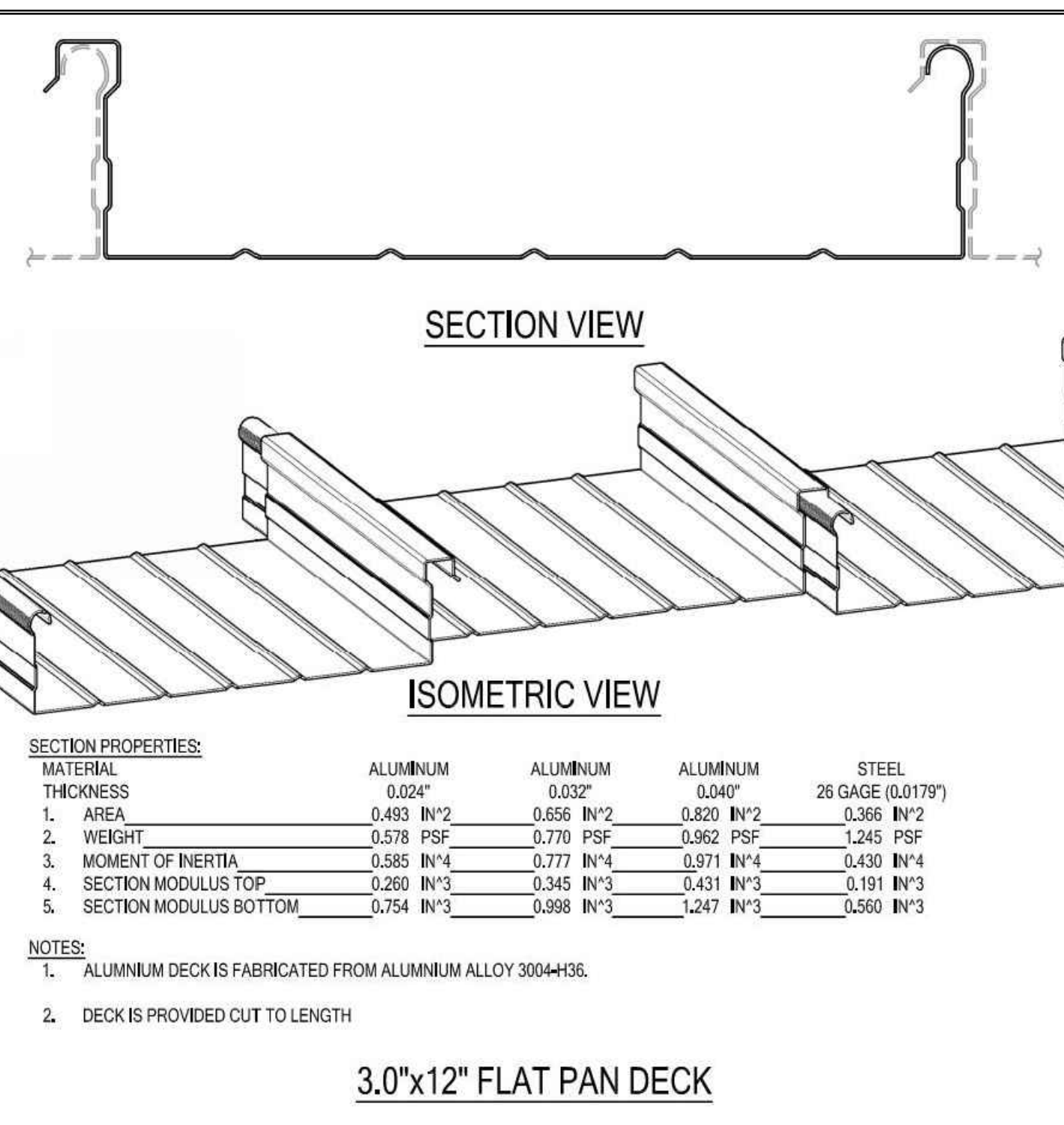
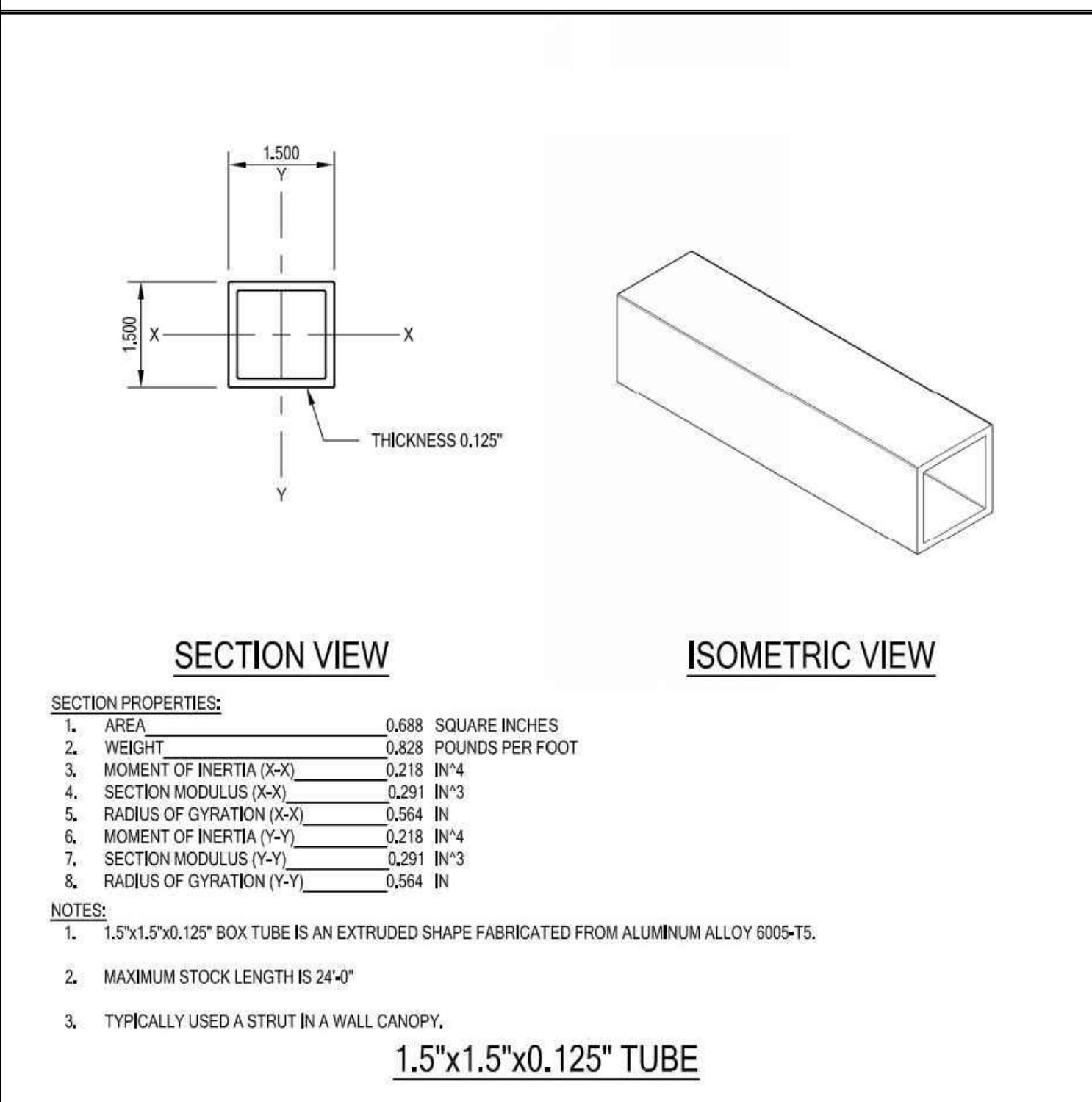
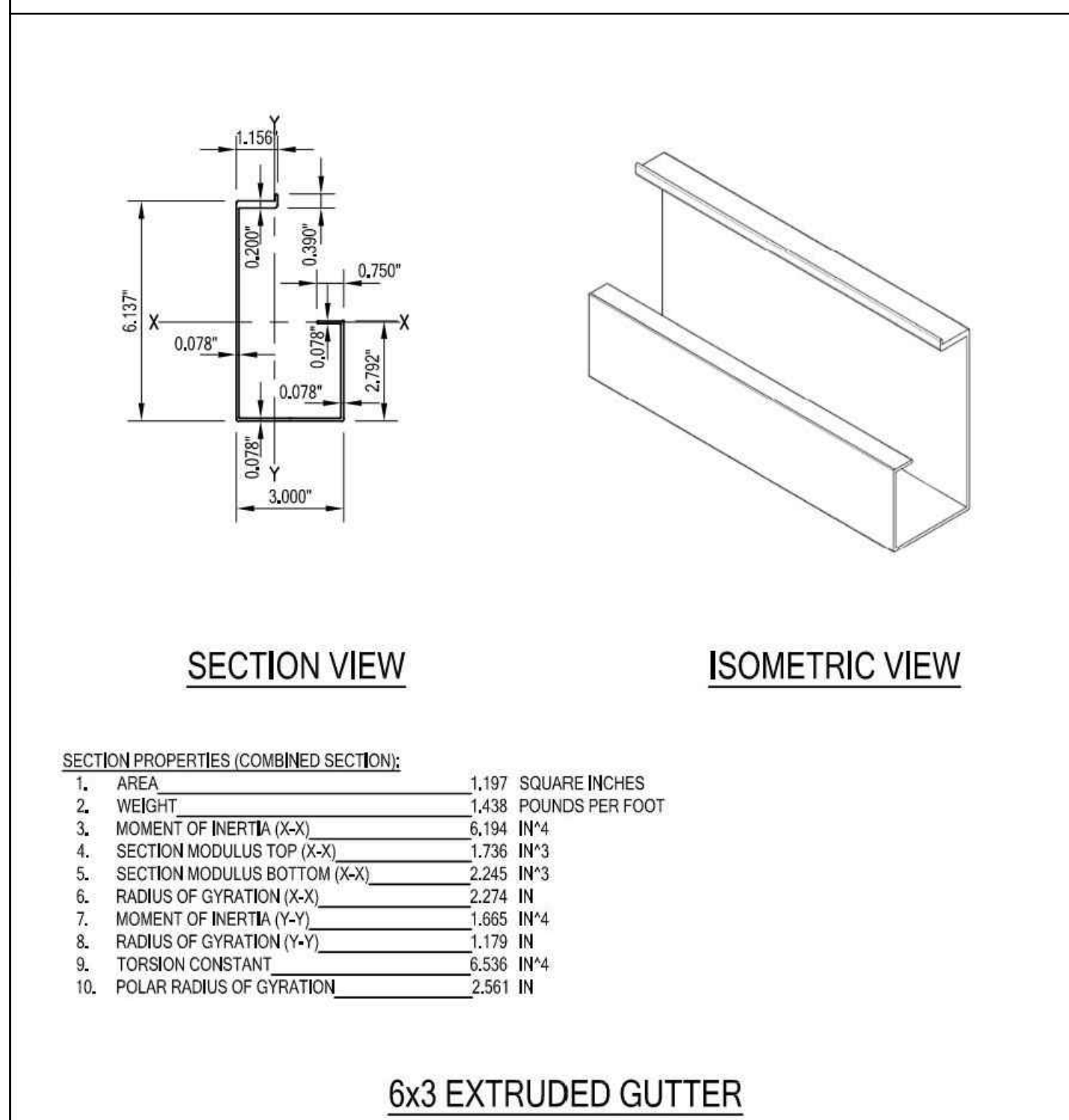


**GENERAL NOTES**  
A. VERIFY ALL DIMENSIONS, ELEVATIONS AND CONDITIONS PRIOR TO FABRICATION OR ERECTION. REPORT DISCREPANCIES TO THE ENGINEER BEFORE PROCEEDING WITH THE AFFECTED PART OF WORK. DO NOT DAMAGE OR DISTURB EXISTING STRUCTURE.  
B. THE INSTALLER IS RESPONSIBLE FOR SAFETY, MEANS AND METHODS OF CONSTRUCTION AND ERECTION OF THE CANOPY IN ACCORDANCE WITH THE DRAWINGS.  
C. THE BUILDING ENGINEER SHALL VERIFY THE STRUCTURE CAN SUPPORT THE CANOPY AND CONNECTIONS.  
D. PROTECT SURFACES OF CONTAINING DISSIMILAR METALS WITH A MPTI79 COATING TO PREVENT GALVANIC OR CORROSIVE ACTION.

**DESIGN CRITERIA**  
A. THE CONTRACT DOCUMENTS ARE BASED ON THE REQUIREMENTS OF THE 2018 IBC.  
B. ROOF DEAD LOAD: 5 PSF  
C. ROOF LIVE LOADS: 20 PSF  
D. DESIGN WIND LOADS:  
BASIC WIND SPEED Vu / Vasd 111 MPH / 90 MPH (3-SEC GUST)  
RISK CATEGORY II  
EXPOSURE CATEGORY B  
E. SNOW LOADS:  
GROUND SNOW LOAD PG=15 PSF  
FLAT ROOF SNOW LOAD PF=15 PSF  
SNOW EXPOSURE FACTOR CE=1.0  
SNOW LOAD IMPORTANCE FACTOR I=1.0

**ALUMINUM NOTES**  
A. DESIGN OF ALUMINUM COMPONENTS IS IN ACCORDANCE WITH ALUMINUM DESIGN MANUAL AND SPECIFICATIONS FOR ALUMINUM STRUCTURES.  
B. COMPONENTS ARE SUPPLIED BY BALLEW'S ALUMINUM, UNLESS OTHERWISE NOTED.  
C. ALUMINUM MATERIAL IS 6061-T6 UNLESS OTHERWISE NOTED.  
D. ALUMINUM BOLTS ARE ASTM A4-70 (6061-T6 MATERIAL) WITH ASTM F467 NUTS AND ALCLAD 2024-T4 WASHERS, UNLESS OTHERWISE NOTED. ALUMINUM SCREWS ARE ASME B18.6.4 WITH MIN 5/16" DIA, 0.050" THICK WASHERS.  
E. WELDS AND WELD FILLER MATERIAL SHALL BE IN ACCORDANCE WITH THE AMERICAN WELDING SOCIETY GUIDELINES FOR WELDING ALUMINUM ALLOYS (AWS A5.10). WELD FILLER MATERIAL SHALL HAVE A MINIMUM ULTIMATE TENSILE STRENGTH OF 25 KSI.  
F. PROTECT ALUMINUM USING ASPHALT BASE EMULSION (PER ASTM D1187) WHERE IN CONTACT WITH CONCRETE, MASONRY, WOOD OR OTHER ABSORPTIVE MATERIAL.

**STRUCTURAL STEEL**  
A. STRUCTURAL STEEL SHALL MEET THE LATEST AISC "SPECIFICATION FOR THE DESIGN, FABRICATION AND ERECTION OF STRUCTURAL STEEL FOR BUILDINGS". UNLESS OTHERWISE NOTED, STEEL SHALL CONFORM TO ASTM A6 AND THE FOLLOWING:  
1. ALL OTHER STRUCTURAL STEEL ASTM A36 FY = 36 KSI  
B. CONNECTIONS:  
1. BOLTS SHALL BE A325N TYPE 1, UNLESS OTHERWISE INDICATED. STAINLESS STEEL BOLTS ARE ASTM F593.  
2. UNLESS NOTED OTHERWISE, NUTS TIGHTEN BOLTS UNTIL PLIES OF THE JOINT ARE IN FIRM CONTACT.  
3. THREADED RODS SHALL CONFORM TO ASTM A36.  
4. WELDING SHALL CONFORM TO THE STANDARDS SET FORTH IN AWS PUBLICATION, "WELDING IN BUILDING CONSTRUCTION". UNLESS NOTED OTHERWISE, ELECTRODES FOR WELDING SHALL CONFORM TO E70XX. USE 1/4" FILLET WELDS ALL AROUND UNLESS OTHERWISE INDICATED.  
5. ALL ERECTION DRAWINGS SHALL SHOW ALL FIELD WELDS REQUIRED.  
C. ALL STRUCTURAL STEEL SHALL BE GALVANIZED PER ASTM A123.



Prepared By

**BRITT PETERS AND ASSOCIATES INC.**  
consulting engineers  
999 Waterside Drive  
Suite 2202  
Norfolk, VA 23510  
(757) 965-5710  
www.brittpeters.com  
BPA Job No. 210024

Prepared For  
**Ballew's Aluminum**  
367 Mayfield Road  
Duncan, South Carolina 29334  
(864) 272-4453

Seal

Project  
**Wichita Water Treatment Canopy**  
3400 S Grove Street  
Wichita, KS 67216

Project Number 210024  
Drawn By TL  
Checked By DA  
Date January 18, 2021

Sheet  
**Canopy Notes, Plan and Details**  
**S1.0**