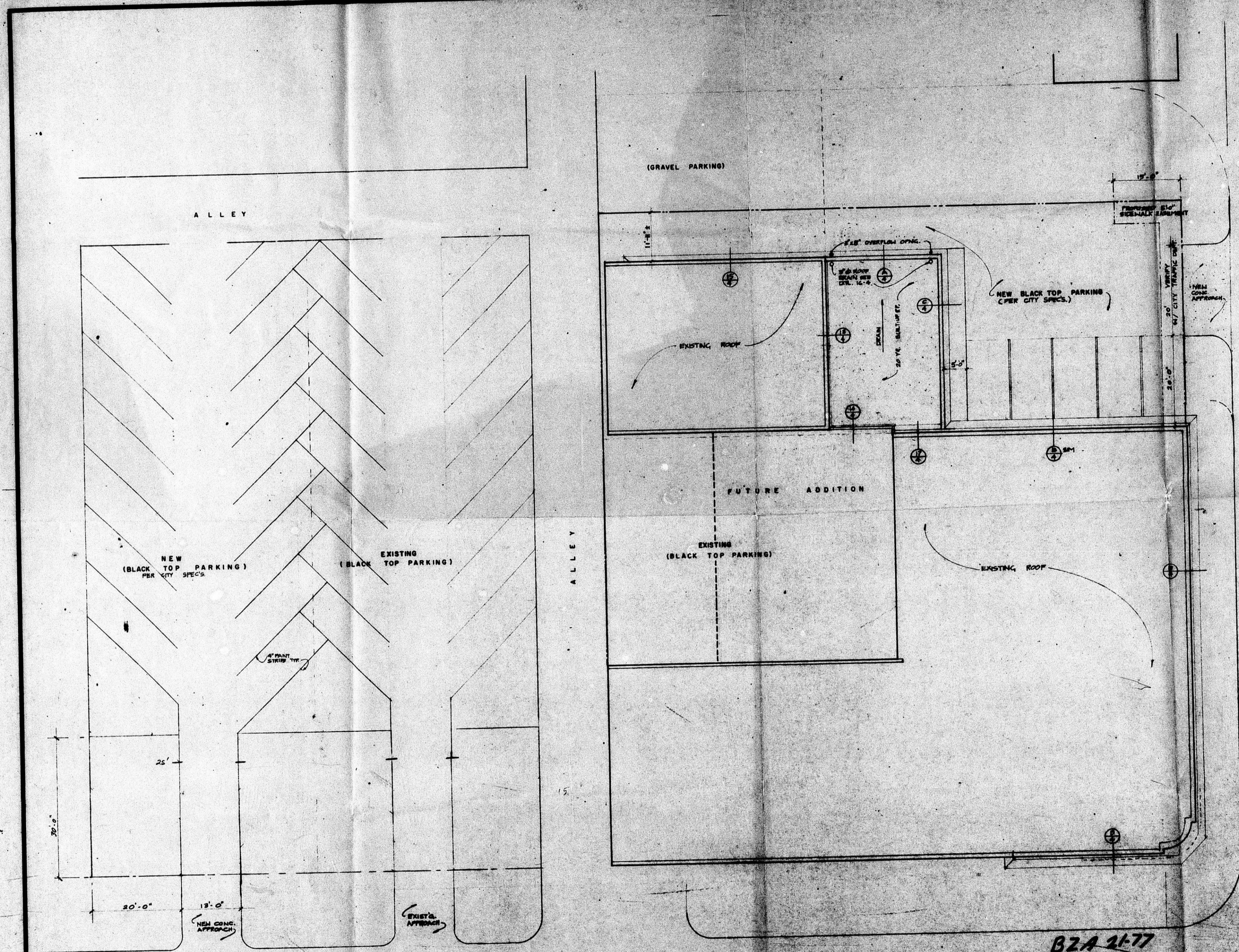



B2A 1-77



POPLAR ST  
**PLOT PLAN**  
 SCALE 1" = 10'-0"  
 NORTH

B2A 1-77

**LEGAL DESCRIPTION:**  
 243 EAST DOUGLAS  
 C-5228: LOTS 1 & 217 DOUGLAS AVENUE  
 SECOND SUB BLOCK SECOND RICHLAND ADD.  
 C-5229: LOTS 19 & 21 DOUGLAS AVENUE  
 SECOND SUB BLOCK SECOND RICHLAND ADD.  
 2418 EAST DOUGLAS  
 C-5227: LOTS 9, 11, 13 DOUGLAS AVENUE  
 SECOND SUB BLOCK SECOND RICHLAND ADD.  
 115 SOUTH POPLAR STREET  
 C-5240: LOTS 1 & 3 POPLAR STREET  
 SECOND SUB BLOCK 2 RICHLAND ADD.  
 117 SOUTH POPLAR STREET  
 C-5241: LOTS 5 & 7 POPLAR STREET  
 SECOND SUB BLOCK 2 RICHLAND ADD.

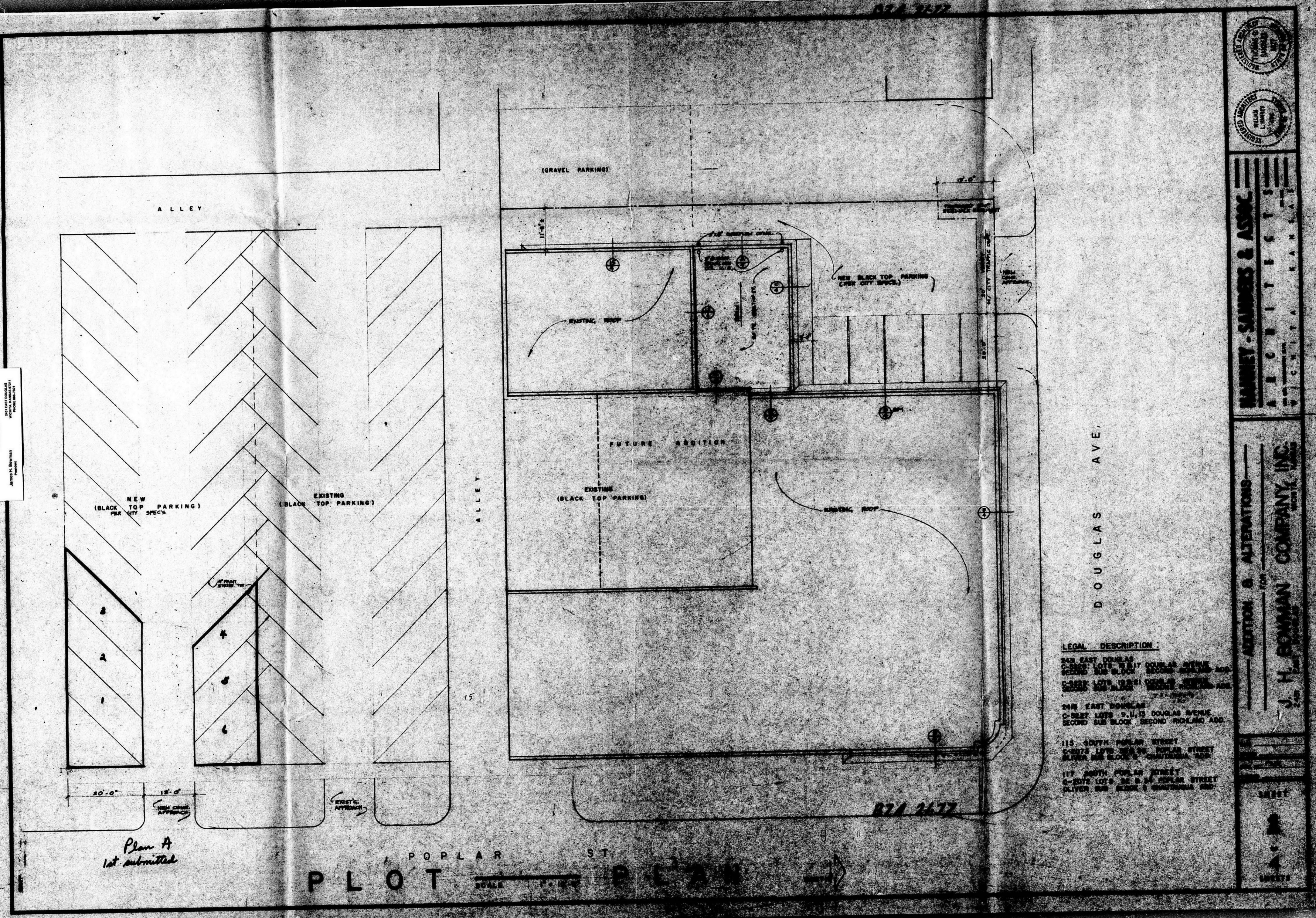


**HANNEY - SANDES & ASSOC.**  
**ARCHITECTS**  
 100 WEST WASHINGTON AVE.  
 WICHITA, KANSAS 67202

**ADDITION & ALTERATIONS**  
 FOR  
**J. H. BOWMAN COMPANY INC.**  
 WICHITA, KANSAS  
 EAST DOUGLAS 2431

SHEET  
**1**  
 OF  
**4**  
 SHEETS

**J. H. Bowman Co., Inc.**  
 ARCHITECTS  
 1117 SOUTH POPLAR STREET  
 MOBILE, ALABAMA 36684  
 PHONE 833-1111



*Plan A  
 1st submitted*

POPULAR ST  
**PLOT PLAN**  
 SCALE 1" = 10'-0"

**LEGAL DESCRIPTION:**  
 248 EAST DOUGLAS  
 CORNER LOTS 1 & 2 EAST DOUGLAS AVENUE  
 SECOND SUB BLOCK SECOND WILKINS ADD.  
 248 EAST DOUGLAS  
 CORNER LOTS 3 & 4 EAST DOUGLAS AVENUE  
 SECOND SUB BLOCK SECOND WILKINS ADD.  
 248 EAST DOUGLAS  
 CORNER LOTS 5, 6, 7 & 8 DOUGLAS AVENUE  
 SECOND SUB BLOCK SECOND WILKINS ADD.  
 115 SOUTH POPLAR STREET  
 CORNER LOTS 9 & 10 SOUTH POPLAR STREET  
 & 115 SOUTH POPLAR STREET  
 OLIVER WILKINS SUBDIVISION ADD.



**HANNETT - SANDERS & ASSOC.**  
 ARCHITECTS  
 1117 SOUTH POPLAR STREET  
 MOBILE, ALABAMA 36684

**J. H. BOWMAN COMPANY, INC.**  
 ARCHITECTS  
 1117 SOUTH POPLAR STREET  
 MOBILE, ALABAMA 36684

1117 SOUTH POPLAR STREET  
 MOBILE, ALABAMA 36684

FILMED FROM THE BEST  
 AVAILABLE COPY