Sheet 1 2 Sheets

# PAVING GEORGE WASHINGTON BOULEVARD FROM MADISON ST TO LINCOLN ST. CITY OF WICHITA KANSAS

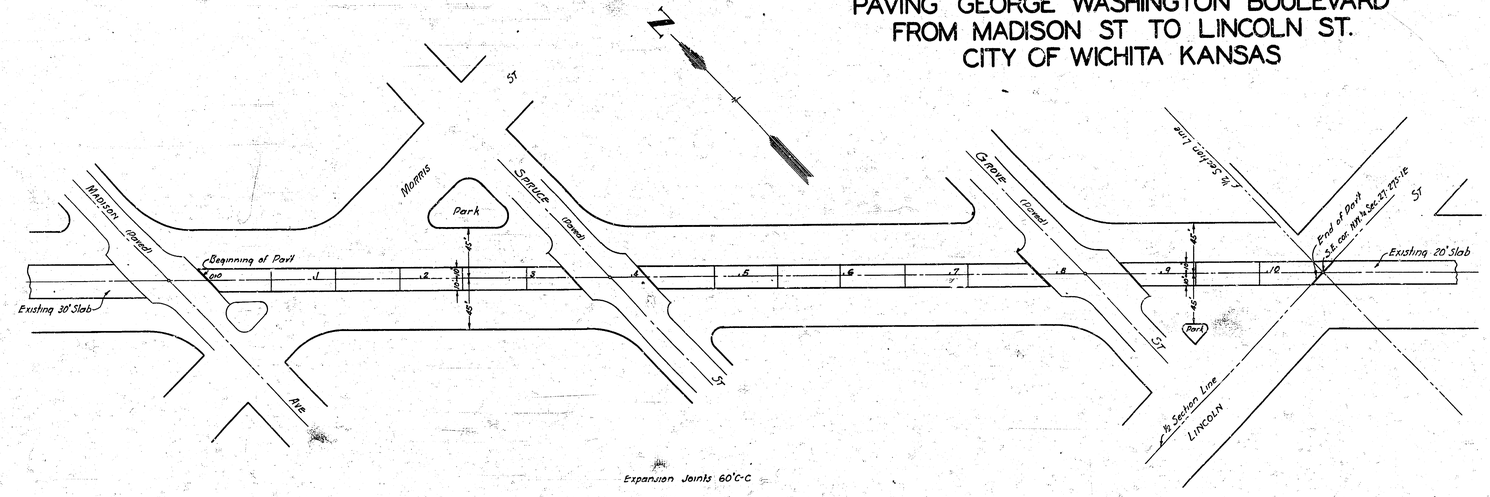


Scale
Plan Horiz 1"=50'
Vert 1"=50'
Profile Horiz 1"=50'
Vert 1"=5'

Engineering Department
City of Wichita, Kansas
R.L. Brockway City Engr.



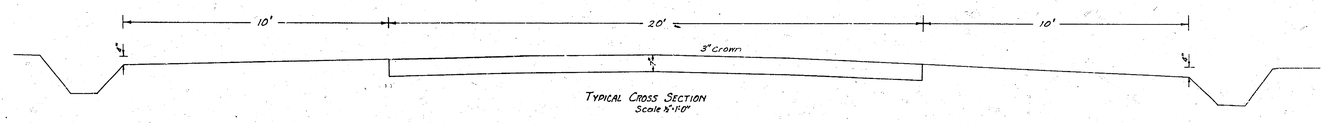


Typical Cross Section
Scale ¼"=1'0"

# PAVING GEORGE WASHINGTON BOULEVARD FROM MADISON ST TO LINCOLN ST CITY OF WICHITA KANSAS

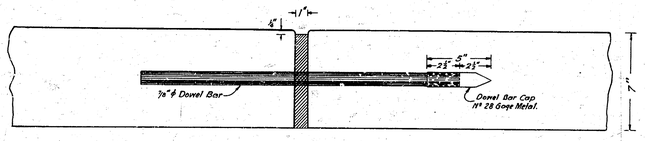


Expansion Joint Detail
Scale ¼"=1"

Note: All dowel bars shall be straight, and cut true to length with ends square and free from burrs or flattened surfaces. They shall be treated to destroy bond and shall be securely and rigidly fastened to remain in a position, normal to the expansion joint and in a plane parallel to the longitudinal surface of the pavement.

Note 1: Dowel Bar Caps shall be constructed with full end clearance of not less than 1" and with a dowel stop as shown. Other types may be used with the approval of the Engineer.

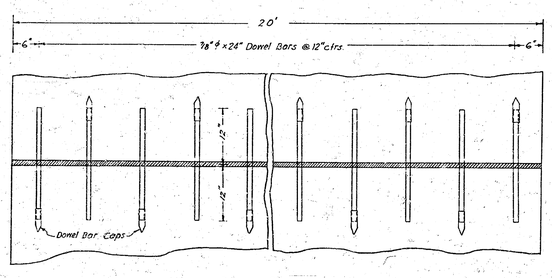


Plan of Expansion Joint
Scale 1"=1'0"




Plan of Steel Reinforcement
All steel is ½" ϕ bars.
Scale ¼"=1'0"

Engineering Department
City of Wichita, Kansas
P.L. Brochring City Engineer