M^cG. 2

F.B. 157^82 Top iron NE. Cor. Grove & 22nd

Excavation
Cut Fill

Cut	Fill
84.0	7.0
150.2	48.5
167.4	40.0
162.0	95.5
150.8	+10% 9.6
177.2	105.1 cu yds
192.8	
193.3	
152.2	
85.4	
13.1	
1528.4	
+10% 152.8	
1681.2 cu yds	

Excavation

Property –

Cut	Fill
1681.2	105.1
1360.8	1.1
431.2	106.2 cu yds x .45 = 48 Tons Stab. Sand fill
3473.2 cu yds	

City –
399.3 cu yds.

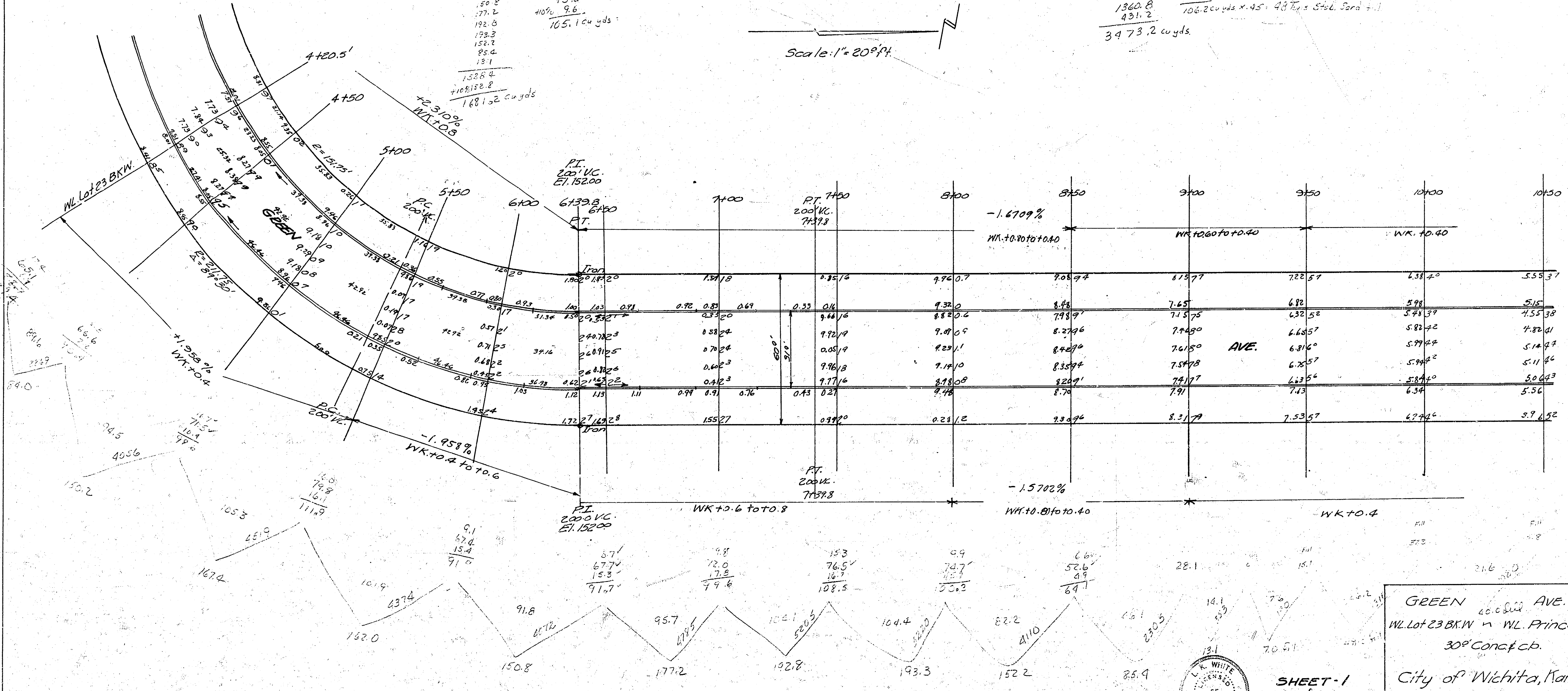
Scale: 1" = 20 Ft.
WL Lot 23 BK.W.
GREEN
AVE.
4+20.5'
4+50
5+00
5+50
6+00
6+39.8
6+50
7+00
7+50
8+00
8+50
9+00
9+50
10+00
10+50
+2.310%
WK.+0.8
R = 151.75'
P.I. 200' V.C. El. 152.00
P.C. 200' V.C.
P.T.
P.T. 200' V.C. 7+39.8
Iron
60'
-1.6709%
WK.+0.80 to +0.40
WK.+0.60 to +0.40
WK.+0.40
+1.958%
WK.+0.4
-1.958%
WK.+0.4 to +0.6
P.I. 200' V.C. El. 152.00
WK.+0.6 to +0.8
-1.5702%
WK.+0.81 to +0.40
WK.+0.4
Note: Stationing on E.P.
SHEET-1 of 3

GREEN AVE.
WL. Lot 23 BK.W – WL. Prince
30' Conc. & cb.

City of Wichita, Kansas
L.K. White – City Engineer
Date: 9-1-51 Proj. No. C11-69

McG 2

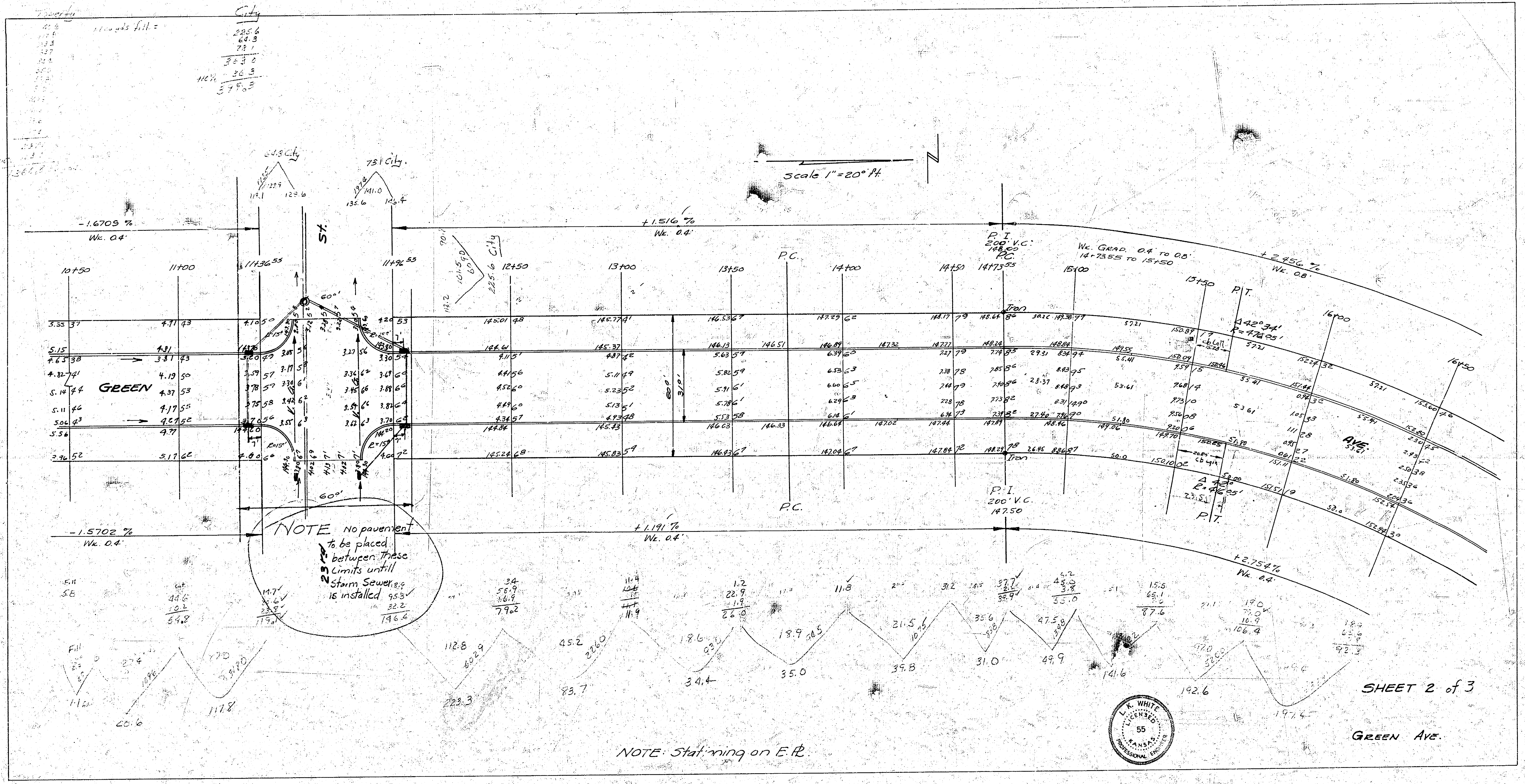

City
28.56
64.3
73.1
362.6
+10% 36.3
399.3
64.8 City
73.1 City
119.1
123.6
135.6
141.0
146.4
-1.6709 %
Wk. 0.4'
+1.516 %
Wk. 0.4'
St.
City
225.6
101.5
scale 1" = 20 ft.
P.I.
200' V.C.
148.00
P.C.
Wk. Grad. 0.4' to 0.8'
14+73.55 to 15+50
+2.456 %
Wk. 0.8'
10+50
11+00
11+36.55
11+96.55
12+50
13+00
13+50
14+00
14+50
14+73.55
15+00
15+50
16+00
16+50
P.C.
P.T.
Δ 42°34'
R = 476.05'
Iron
GREEN
AVE.
60'
31'
60.0'
R=15'
7'
P.C.
P.I.
200' V.C.
147.50
P.T.
-1.5702 %
Wk. 0.4'
+1.191 %
Wk. 0.4'
+2.754 %
Wk. 0.4'
Fill
Cut

NOTE No pavement to be placed between These Limits untill Storm Sewer is installed

23rd

SHEET 2 of 3

GREEN AVE.

NOTE: Stationing on E.P.

L. K. WHITE
LICENSED
55
KANSAS
PROFESSIONAL ENGINEER

17CG2

BM. 157.30 Iron in N.W. Cor. Green & Prince

163.6
150.1
78.3
392.0
+10% 39.2
431.2 cu yds

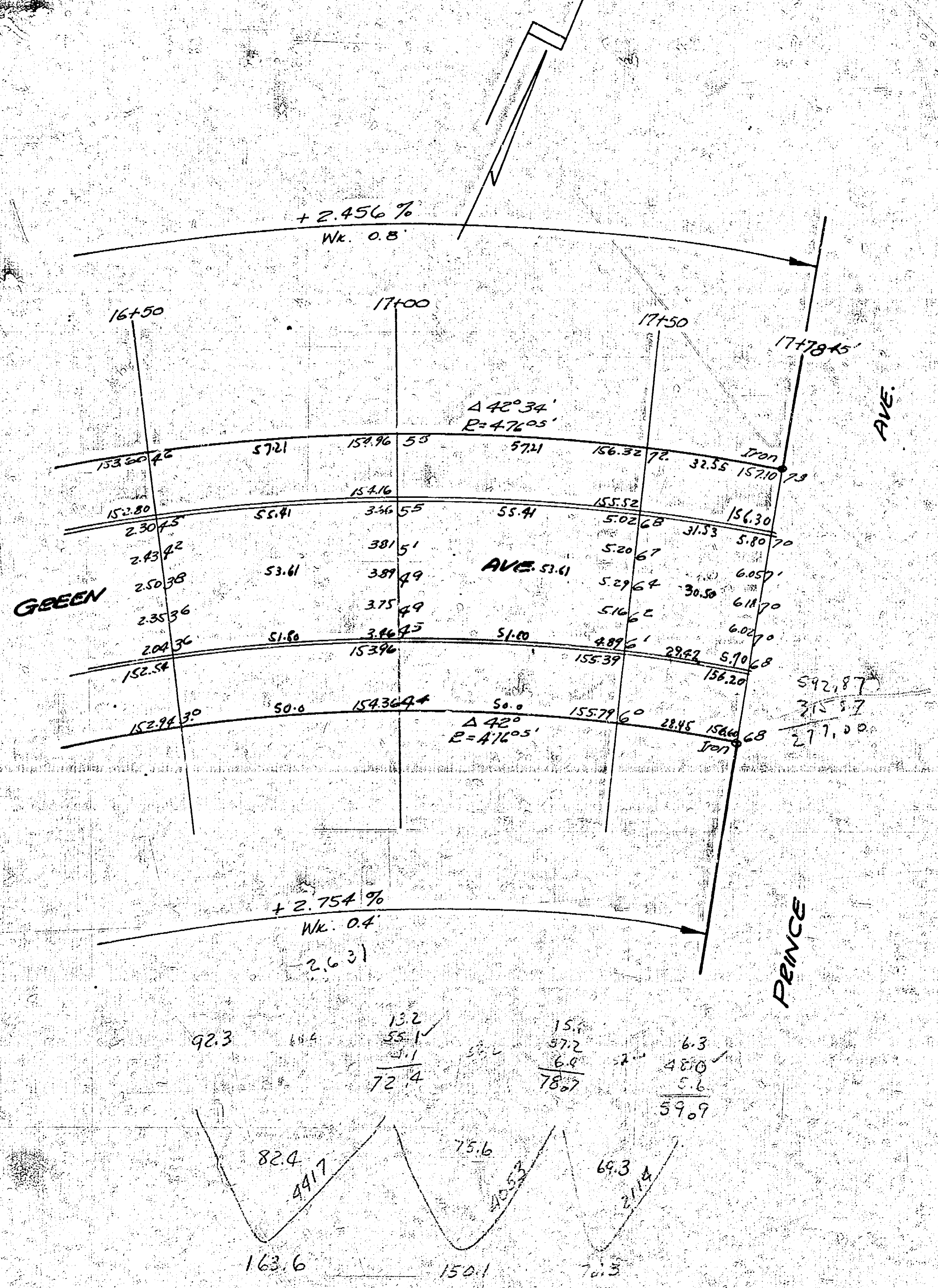

+2.456 %
Wk. 0.8'
16+50
17+00
17+50
17+78.45'
Δ 42°34'
R=476.05'
GREEN
AVE.
PRINCE
AVE.
Iron
57.21
55.41
53.61
51.80
50.0
153.30
152.80
152.54
152.94
154.96
154.16
153.96
154.36
156.32
155.52
155.39
155.79
157.10
156.30
156.20
156.66
32.55
31.53
30.50
29.42
28.45
Δ 42°
R=416.05'
592.87
315.87
277.00
+2.754 %
Wk. 0.4'
2.631
92.3
72.4
78.7
59.9
82.4
4417
75.6
4053
69.3
2114
163.6
150.1
78.3

SHEET-3 of 3

GREEN AVE.

L. K. WHITE
LICENSED
55
KANSAS
PROFESSIONAL ENGINEER

4 14 3 (51)