

HIGH ST.

N. L. SECOND TO S. L. ST. LOUIS


TYPICAL SECTIONS of 30' ASPHALTIC CONCRETE PAVEMENT




TYPICAL SECTION WITH STANDARD CROWN



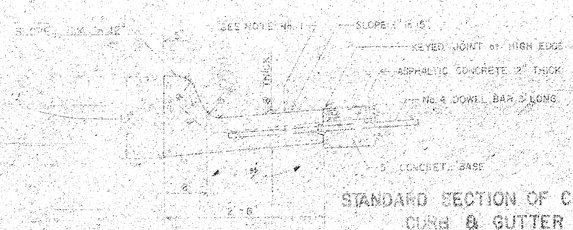
TYPICAL SECTION WITH ALTERNATE CROWN



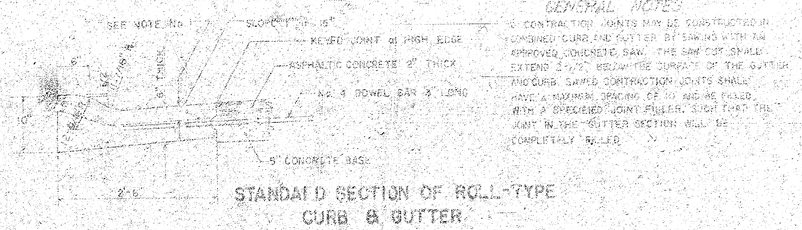
STEEL PATTERN



STEEL PATTERN



STANDARD SECTION OF COMBINED CURB & GUTTER



STANDARD SECTION OF ROLL-TYPE CURB & GUTTER

GENERAL NOTES

1. CONTRACTION JOINTS MAY BE CONSTRUCTED IN COMBINED CURB AND GUTTER BY SAWING WITH AN APPROVED CONCRETE SAW. THE SAW CUT SHALL EXTEND 2-1/2" BELOW THE SURFACE OF THE GUTTER AND CURB. SAWED CONTRACTION JOINTS SHALL HAVE A MINIMUM SPACING OF 10' AND BE FILLED WITH A SPECIFIED JOINT FILLER. AFTER THE JOINT IN THE GUTTER SECTION WILL BE COMPLETELY SEALED.

3684 REGISTERED KANSAS PROFESSIONAL ENGINEER

CITY OF WICHITA, KANSAS
Department of Public Works, Engineering Division
City Engineer

Date: Project No. DAKS 573056

1/8

FILMED FROM THE BEST AVAILABLE COPY

BASELINE IS 5' W. OF & PARALLEL TO & OF HIGH ST.

B.M. 119.81 NE COR. CONC. PORCH 4.09 HIGH
B.M. 118.415 N.W. COR. BOT. CONC. STEP 3.24 HIGH
B.M. 119.36 SET BY OTHERS - "M" IN MUELLER FIRE PLUG. SE COR. KNIGHT & 2ND
B.M. 120.56 NE COR. 1ST CONC. STEP HOUSE #3509 W 2ND
B.M. 122.45 SET BY OTHERS - "M" IN MUELLER FIRE PLUG. SW COR. HIGH & ST. LOUIS

SCALE 1" = 20'

NOTE: NEW STEEL TO BE TIED TO EXISTING STEEL IF POSSIBLE. UNDERPINNING TO BE USED IF IT IS NOT POSSIBLE TO UTILIZE EXISTING STEEL.

SURVEY: KEVIL BY: DLC/TP
PLAN: NOWELL
EXC: NOWELL
CHECKED

+0.1229%
W. GR. +0.3

Sc/ Grade
as shown for Dr.

0+00 | 0+15.58 | 0+35 | 0+40 | 0+50 | 1+00 | 1+50 | 2+00 | 2+50 | 3+00 | 3+50 | 4+00 | 4+50 | 5+00 | 5+50 | 6+00

6" CONC. WITH 2" BASE

REMOVE EXIST. PAVMT. (SAW JT.)

NEW CONC. TO MATCH EXIST. CONC. PAVMT.

BEGIN CONSTRUCTION

HIGH ST.

2nd ST.

ST.

8" AC WATER LINE

2" STL. GAS LINE

PROPOSED

EXISTING WALK TO REMAIN IN PLACE

BEGIN TYPICAL CROWN

HOUSE #312

HOUSE #324

HOUSE #321

DUPLEX 7 BASMT. #325

GARAGE 1174.9 FLOOR SAW JT. REMOVE STOOPS 10 FT.

WARP 90° ROUNDS INTO DR. RADIUS

SET TIE APPD @ 1174.4 FT.

SET TIE APPD @ 1170.9 FT.

SET TIE APPD @ 1174.7 FT.

WEST SIDE DR. 7+15.3 5' SILL Hook Up

IRON 35.00 RT.

IRON 34.70 RT.

IRON 25.10 LT.

IRON 25.20 LT.

IRON 25.30 LT.

IRON 25.10 CL 118.25 W.S.F.

IRON 34.82 RT.

TREE REMOVAL

NOTE: CONTRACTOR TO CLEAR RIGHT-OF-WAY, GRADE PARKINGS, AND CONSTRUCT COMPACTED FILL WHERE NECESSARY FOR PROPOSED SIDEWALK. SIDEWALK TO BE CONSTRUCTED BY OTHERS. FIELD ENGINEER IS TO DETERMINE THE TYPE OF SUBGRADE TREATMENT WHICH IS TO BE USED. SUBGRADE TREATMENT MAY CONSIST OF LIME TREATED SUBGRADE, CEMENT TREATED SUBGRADE, RE-COMPACTION OF EXISTING SUBGRADE MATERIAL AS SPECIFIED IN STANDARD SPECIFICATIONS, OR ANY COMBINATION OF THESE.

~EARTHWORK PROP~

EXCAVATION	1702.1 C.Y.	COMPACTED FILL	234.8 C.Y.
+10%	170.2 C.Y.	+10%	23.5 C.Y.
TOTAL	1872.3 C.Y.	TOTAL	258.3 C.Y.

~EARTHWORK CITY~

EXCAVATION	158.5 C.Y.	COMPACTED FILL	0.5 C.Y.
+10%	15.8 C.Y.	+10%	0.1 C.Y.
TOTAL	174.1 C.Y.	TOTAL	0.6 C.Y.

HIGH ST.
N.L. SECOND TO S.L. ST. LOUIS

ASPHALTIC CONCRETE PAVEMENT
31' B-B WITH COMB. CB & GTR.
CITY OF WICHITA, KANSAS
R.W. LINN CITY ENGINEER
PROJ. NO. DAKS 573056
DATE:

12/15

SURVEY KRUG BK. DLK 177
PLAN NOWELL
LAY OUT NOWELL
CHECKED

SCALE 1" = 20'

P.I.
No V.C.
ELEV. 118.40

P.V.I.
100' V.C.
ELEV. 120.00

+0.1229%

W. GR. +0.3

GRAD. W. GR. +0.3 TO +0.7

+0.64%

W. GR. +0.7

-1.564%

P.V.C.

6+00 6+50 7+00 7+50 8+00 8+50 9+00 9+25 9+50 10+00 10+50 11+00 11+25 11+50 11+75 12+00

HOUSE # 397 HOUSE # 403 HOUSE # 409 HOUSE # 415 HOUSE # 421 HOUSE

HIGH ST.

15'T 17'T 30'S 9'T 11'T 15'T 6'T

CONSTR. 105 L.F. ± RETAINING WALL TYPE A.

CONSTR. 128 L.F. ± RETAINING WALL TYPE C.

5' TEMPORARY EASEMENT

25' 25'

REMOVE APPR. WALK TO ℄

118.38 WEST IRON 26.50 LT.

6" AC WATER LINE

2" STL. GAS LINE

DO NOT MATCH GRADE

PROPOSED

W.V. PROPOSED

IRON 34.90 RT.

IRON 34.80 RT.

IRON 34.90 LT.

IRON 34.80 LT.

SET DK. @ 118.27 ℄

SET DK. @ 118.34 ℄

GARDEN

CONC. SLAB FOR CHURCH PARKING

CHURCH

BRICK RETAINING WALL

40' CONC. WALK

SUB-GRADE

TYPE OF SUB-GRADE TREATMENT SHALL BE DETERMINED BY THE FIELD ENGINEER. SUB-GRADE TREATMENT MAY CONSIST OF LIME TREATMENT, CEMENT TREATMENT, SUB-GRADE MODIFICATION, OR ANY COMBINATION OF THESE.

NOTE TO FIELD ENGINEER & CONTRACTOR

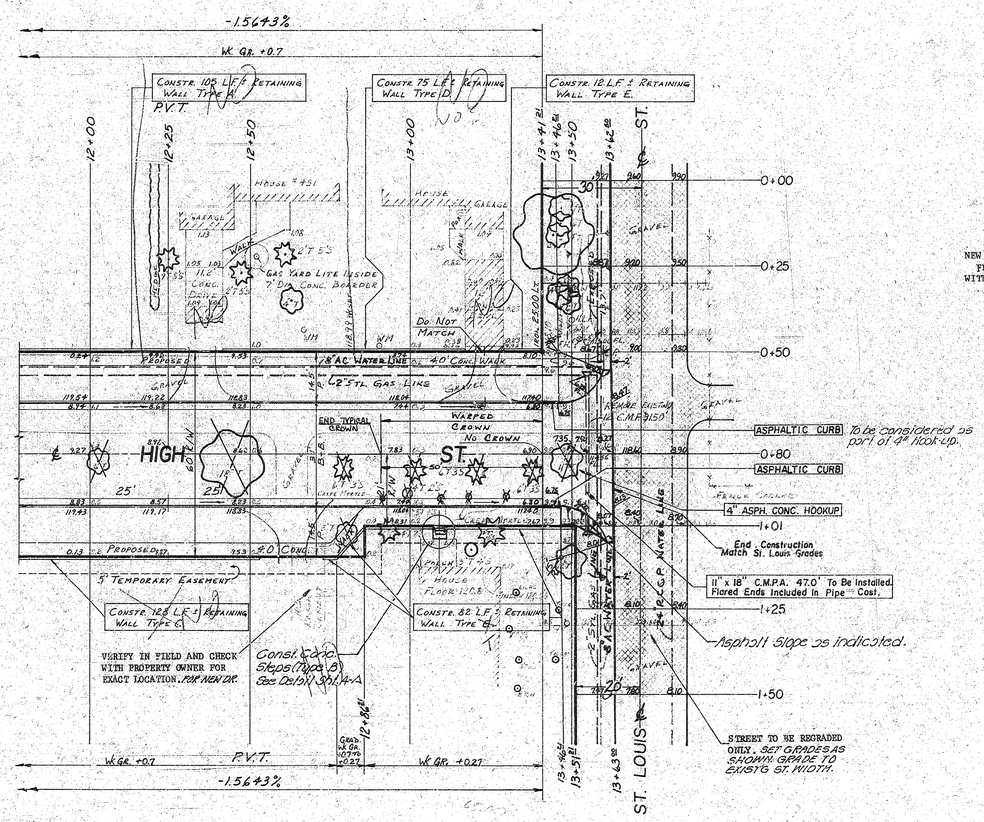
Grade parking and clear right-of-way for proposed sidewalk. Compact fill in sidewalk areas TO BE CONSTRUCTED BY "OTHERS".

HIGH ST.
N.L. SECOND TO S.L. ST. LOUIS

ASPHALTIC CONCRETE PAVEMENT
31' B-B WITH COMB. C.B. & GTR.
CITY OF WICHITA, KANSAS
R.W. LINN CITY ENGINEER
PROJ. NO. DAKS 573056 3/15
DATE:

SURVEY DATA: BK.DLK 177
PLAN: HOWELL
ACC: HOWELL
CHECKED

SCALE 1" = 20'



SUB-GRADE

TYPE OR SUB-GRADE TREATMENT SHALL BE DETERMINED BY THE FIELD ENGINEER. SUB-GRADE TREATMENT MAY CONSIST OF LIME TREATMENT, CEMENT TREATMENT, SUB-GRADE MODIFICATION, OR ANY COMBINATION OF THESE.

NOTE TO FIELD ENGINEER & CONTRACTOR

Grade parking and clear right-of-way for proposed sidewalk. Compact fill in sidewalk areas TO BE CONSTRUCTED BY "OTHERS".

DITCH GRADING DETAIL
SOUTHSIDE ST. LOUIS
Cross section Before & After

HIGH ST.
N.L SECOND TO S.L. ST. LOUIS

ASPHALTIC CONCRETE PAVEMENT
31' B-B WITH COMB. C.B. & GTR.
CITY OF WICHITA, KANSAS
R.W. LINN CITY ENGINEER
PROJ. No. DAKS 573056 (1/15)
DATE:

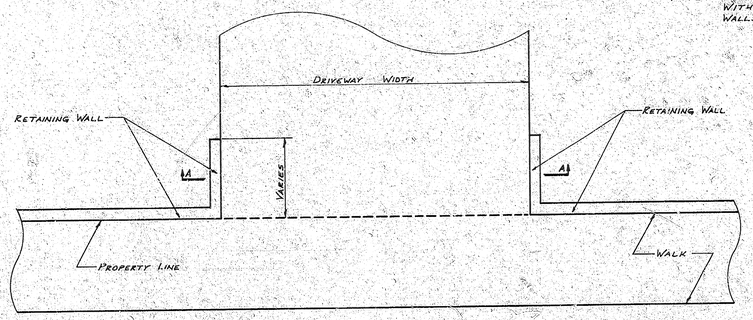
Details Of Driveways On Private Property

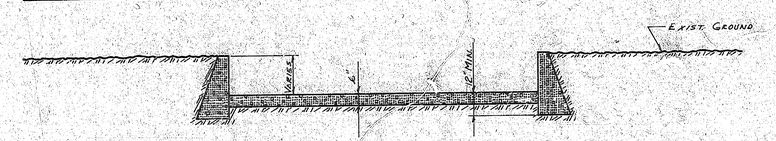
No Scale

Note: Property Owners To Be Given The Option Of Having Drives With Or Without Retaining Walls At Locations On Plans Calling For Retaining Walls Along The Sides Of Driveways.

Survey Kaus Jr. Dlk. 127
Plan Nowell
Enc.
Checked

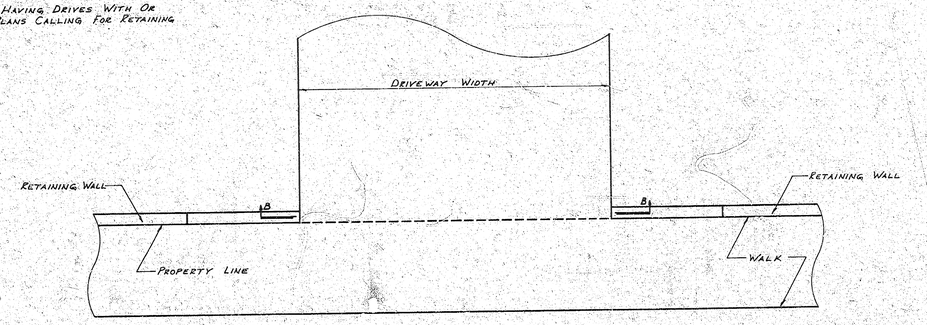
Driveway With Retaining Wall





Section A-A

Driveway Without Retaining Wall

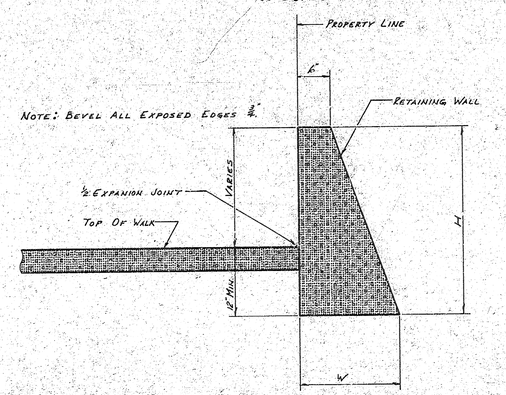




Section B-B

Retaining Wall Detail

No Scale



Note: Taper Ends Of Retaining Walls From Full Height To Top Of Walk Elevation At All Locations Where Retaining Walls Are Constructed Adjacent To Drives, Except Where The Drives Have Curbs Or Retaining Walls Along The Sides. Entire Length Of Tapered Section To Be Included In Pay Length Of Retaining Wall.

Type	H	W	C.Y. Of Conc. Per Ft.
A	2'-0"	13"	0.0586
B	2'-3"	15"	0.0729
C	2'-6"	17"	0.0887
D	2'-9"	18½"	0.1040
E	3'-0"	20"	0.1204

Class	H	Type
I	2'-0" To 2'-6"	A, B & C
II	2'-6" To 2'-9"	C & D
III	2'-9" To 3'-0"	D & E

High St.
N.L. Second To S.L. St. Louis

Asphaltic Concrete Pavement
31' B-B With Comb. C.B. & Gtr.
City Of Wichita, Kansas
R.W. Linn City Engineer
Proj. No. DAKS 573056
Date:

5/15