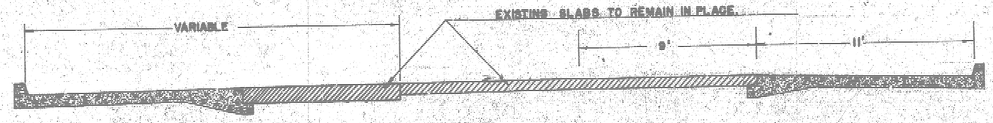
1948

HYDRAULIC AVENUE
S.L. HARRY — ℄ STAFFORD

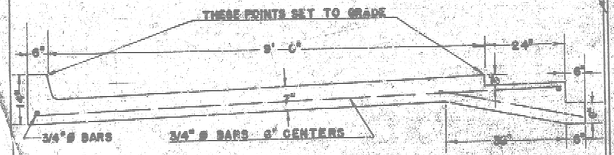


TYPICAL SECTION
STA. 0+0 — STA. 41+0

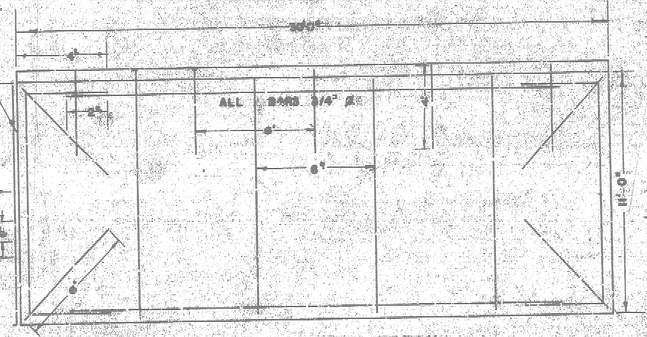


TYPICAL SECTION
STA. 41+0 — ℄ STAFFORD

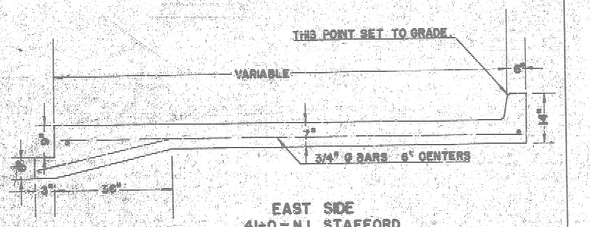
PROPOSED CROSS SECTIONS
SCALE 3/32" = 1'-0"



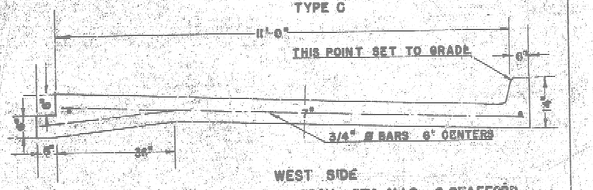
WIDENING DETAIL FROM STA. 0+0 — STA. 41+0
SCALE 3/4" = 1'-0"
TYPE A



REINFORCING STEEL DETAIL
SCALE 3/8" = 1'-0"



EAST SIDE
41+0 — N.L. STAFFORD
TYPE C



WEST SIDE
WIDENING DETAIL FROM STA. 41+0 — ℄ STAFFORD
SCALE 3/4" = 1'-0"
TYPE B

B.M. 100.90 "Wm HIRST. W.S. ☐ WK. SW. Cor. Hyd. & Harry.
B.M. 100.21 Std. SW. Cor. Hydraulic & Harry.

St.

INSTALL 2'x2' C.B.

① St. Lite Pole & Guy
② St. Sign Post
③ K.G.E. Pole
④ Fire Hyd.

INSTALL 2'x3' C.B.

INSTALL 2'x2' C.B.

INSTALL 2'x2' C.B.

Brick

Brick W.C.

Conc.

TO BE REMOVED

TO BE REMOVED

TO BE REMOVED

TO BE REMOVED

EXISTING SLAB TO BE USED AS BASE

REPLACE WITH 30'-0" GR. 6" CURB & G.B.

REPLACE APPR. WALKS TO R/L

REPLACE APPR. WALK TO R/L.

REPLACE DR. TO R/L.

NOTE: REMOVE & REPLACE AS REQ'D. CROWN INTERSECTION WITH 9" CONC. PAVT. & INST. CO. WITH 18" R.C.P. INSTALL 2'x2' CATCH BASINS AS INDICATED.

NOTE: PARKING EXCVN TO BE AS SHOWN ON X SECTIONS.

HARRY

E.P.L.


E. S.L.E.G. LINE

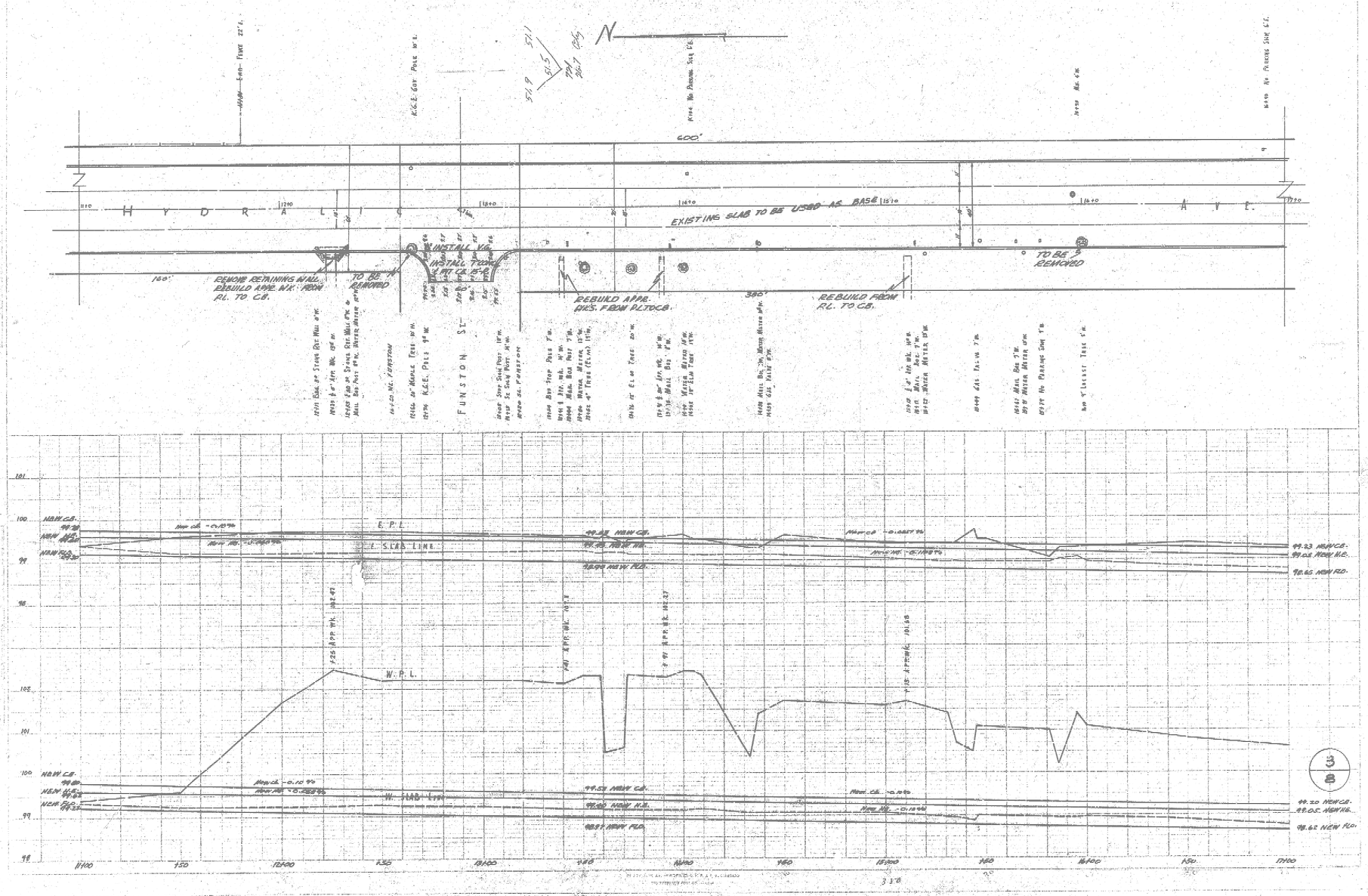
W.P.L.

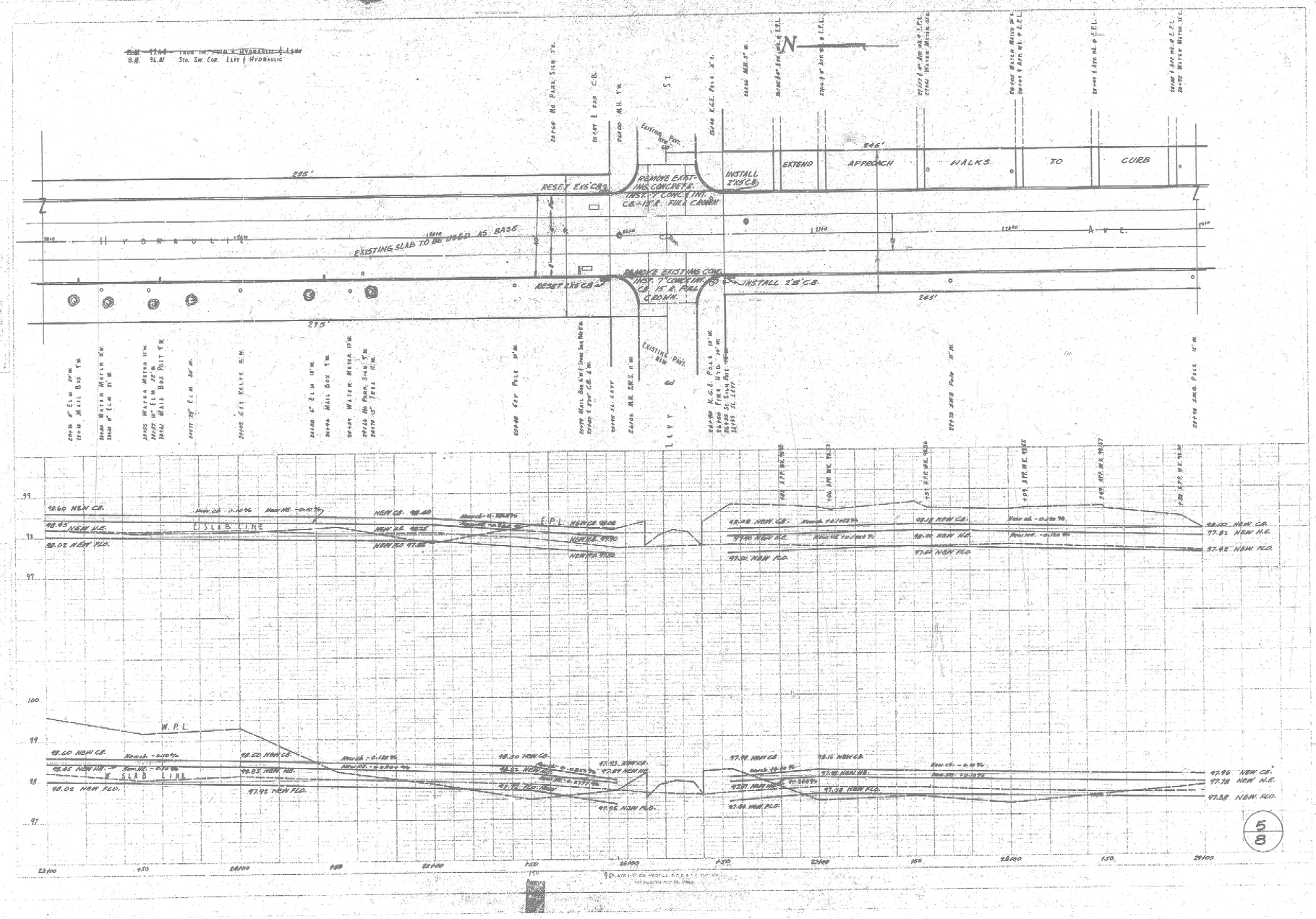
100.38 NEW C.B.
100.20 NEW M.E.
99.80 NEW FLO.

100.00 NEW C.B.
100.93 NEW M.E.
99.92 NEW FLO.

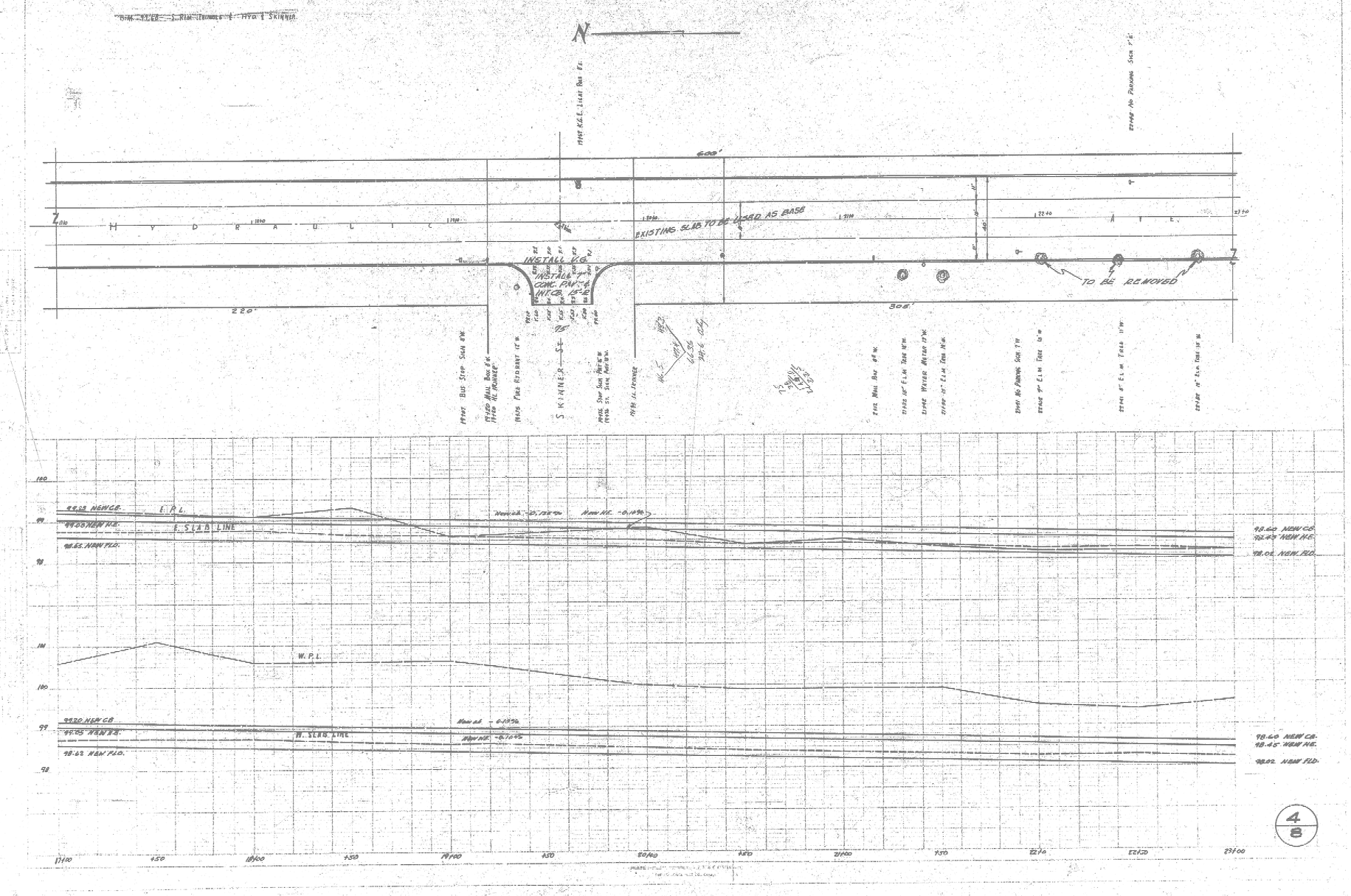
1/8

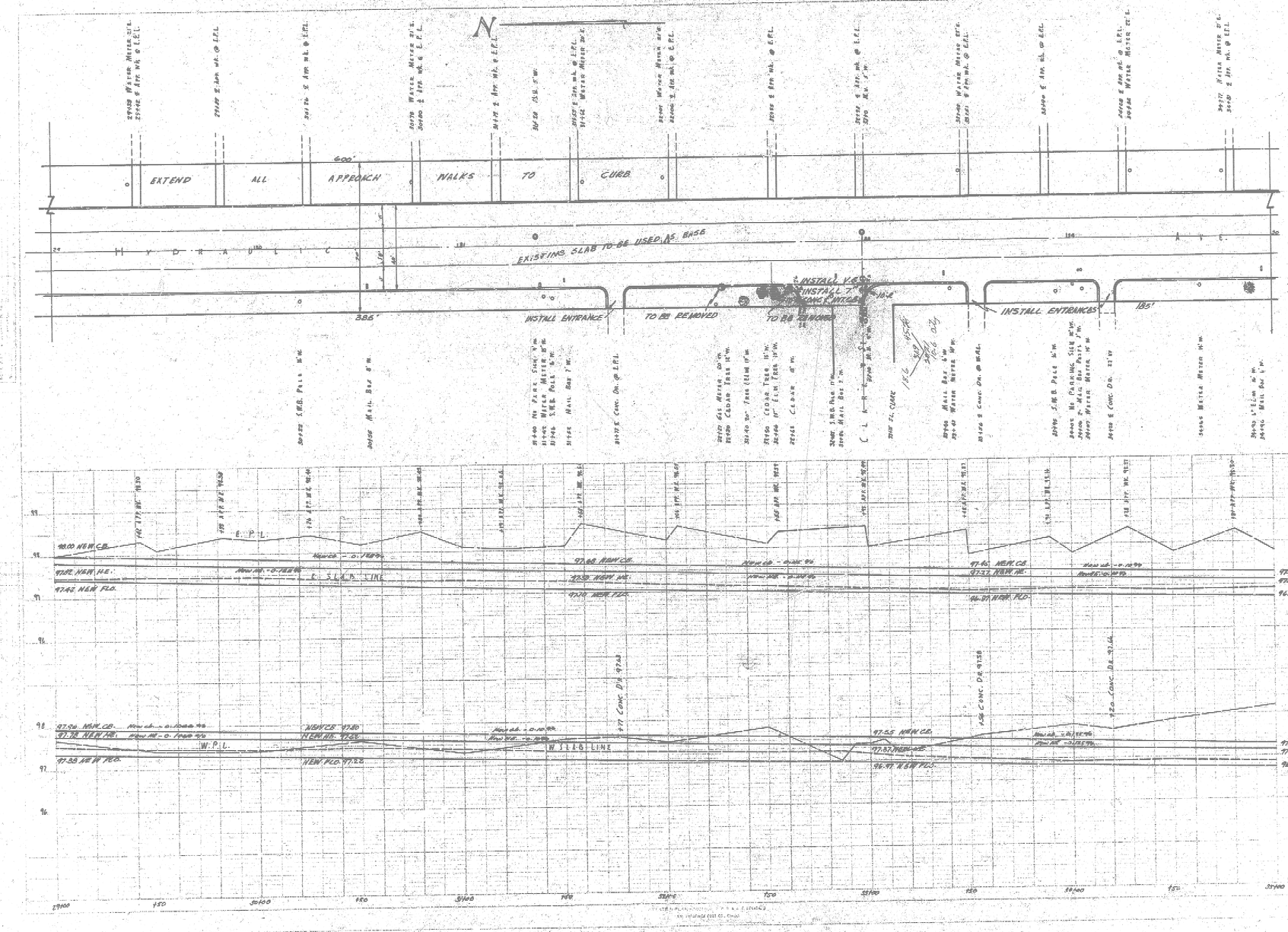

N
TO BE REMOVED
600'
H Y D
FROM 640 TO 740
REMOVE SLAB & INSTALL 6" BASE
EXISTING SLAB TO BE USED AS BASE
A V E.
INSTALL K.G.
C.B. TO BE REMOVED
ABANDON C.B.
700'
440'
REMOVE KINS FROM WEST 8 DIA. 6" SLAB REPLACE WITH 7" CONC. & INT. C.B. PER.
EXTEND TO C.B.
REPLACE TO P.L.
RE-BUILD FROM P.L. TO C.B.
TO BE REMOVED
REBUILD FROM P.L. TO C.B.
TWO NO PARKING SIGNS
F. P.L.
GRADE FOR NEW FACE OF E. SLAB LINE
100.28 NEW C.B.
100.38 NEW H.E.
99.88 NEW FLO.
99.52 NEW FLO.
100.18 NEW C.B.
99.98 NEW H.E.
98.78 NEW C.B.
99.60 NEW H.E.
99.20 NEW FLO.
W. P.L.
GRADE FOR NEW FACE OF W. SLAB LINE
100.30 NEW C.B.
100.38 NEW H.E.
99.91 NEW FLO.
99.57 NEW FLO.
100.14 NEW C.B.
99.80 NEW C.B.
99.62 NEW H.E.
99.22 NEW FLO.
5100
150
6400
150
7400
150
8400
150
9400
150
10400
150
1110

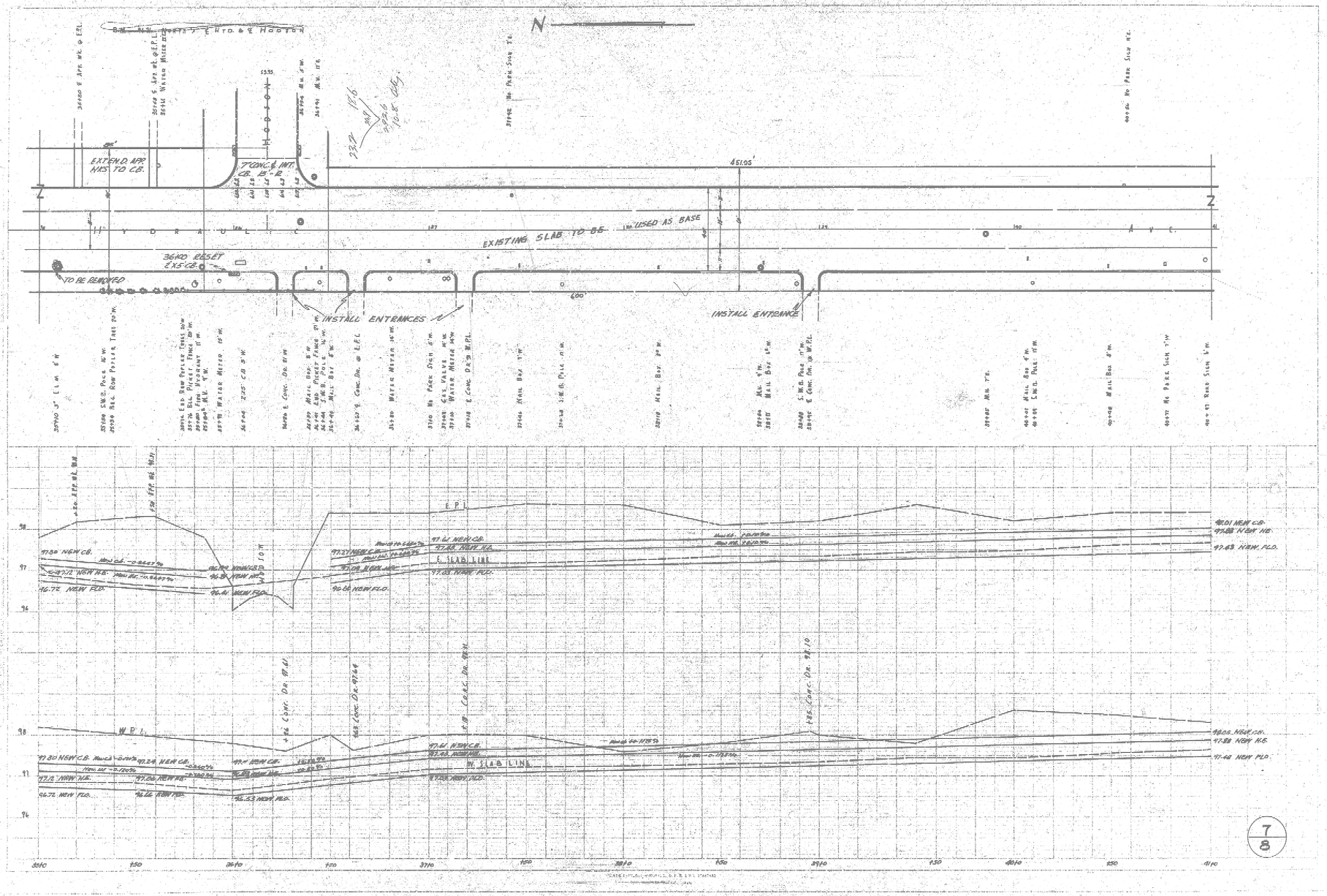

HYDRAULIC
AVE.
FUNSTON ST.
600'
EXISTING SLAB TO BE USED AS BASE
REMOVE RETAINING WALL, REBUILD APPR. WK. FROM R.L. TO C.B.
TO BE REMOVED
INSTALL V.C.
INSTALL T'CONC. CAT CH. BASIN
REBUILD APPR. WKS. FROM R.L. TO C.B.
REBUILD FROM R.L. TO C.B.
TO BE REMOVED
160'
385'
E.P.L.
S.L.B. LINE
W.P.L.
99.33 NEW C.B.
99.05 NEW H.E.
98.65 NEW F.O.
99.20 NEW C.B.
99.02 NEW H.E.
98.62 NEW F.O.
3
B

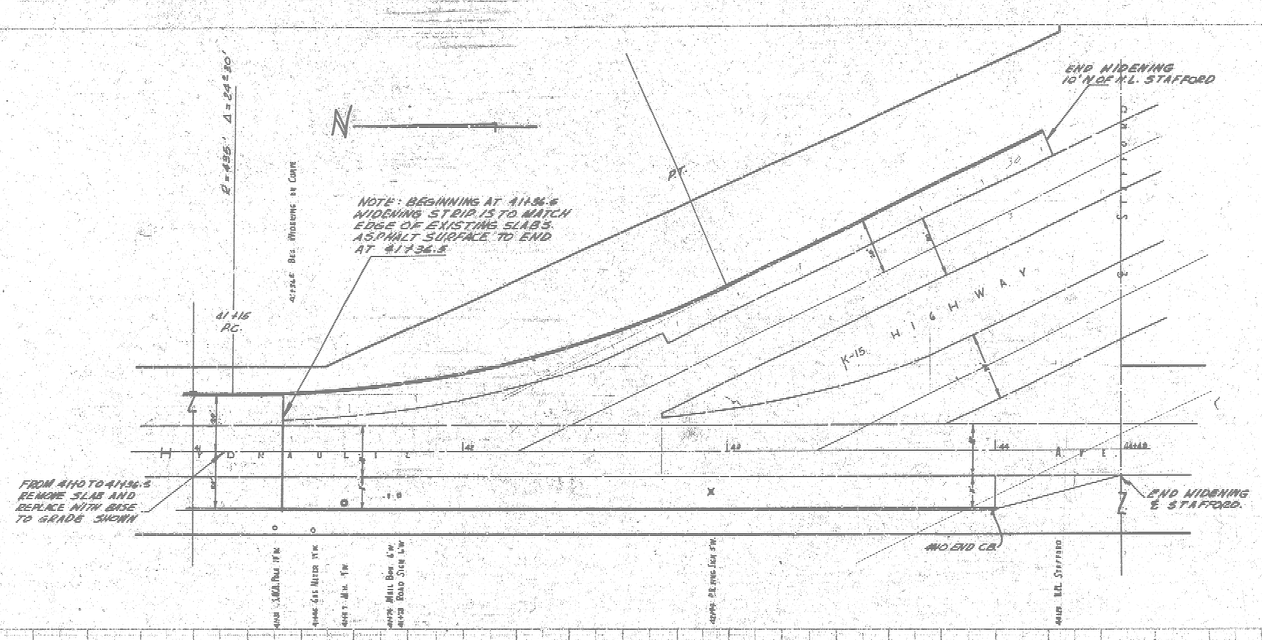

N
295'
345'
245'
275'
EXTEND APPROACH WALKS TO CURB
REMOVE EXIST. INS. CONC. & P. INST. 7" CONC. IN C.B. - 15" R. FULL CROWN
INSTALL 2'x3' C.B.
RESET 2'x3' C.B.
EXISTING SLAB TO BE USED AS BASE
REMOVE EXISTING CONC. INST. 7" CONC. IN C.B. 15" R. FULL CROWN.
INSTALL 2'x3' C.B.
RESET 2'x3' C.B.
EXISTING R.R. TRACK
E.P.L.
W. P. L.
E. SLAB LINE
W. SLAB LINE
98.60 NEW C.B.
98.45 NEW I.E.
98.05 NEW F.L.O.
98.20 NEW C.B.
98.05 NEW I.E.
97.95 NEW F.L.O.
98.30 NEW C.B.
97.98 NEW C.B.
97.88 NEW F.L.O.
98.16 NEW C.B.
97.96 NEW C.B.
97.78 NEW I.E.
97.38 NEW F.L.O.
98.18 NEW C.B.
97.82 NEW I.E.
97.62 NEW F.L.O.
98.22 NEW C.B.
97.82 NEW I.E.
97.42 NEW F.L.O.
23+00
24+00
25+00
26+00
27+00
28+00
29+00

5/8


N
600'
HYDRAULIC
EXISTING SLAB TO BE USED AS BASE
INSTALL C.G.
INSTALL CONC. PAVING INTER. SLAB
TO BE REMOVED
220'
300'
75'
SKINNER ST.
E. P. L.
E. SLAB LINE
W. P. L.
W. SLAB LINE
98.93 NEW C.G.
98.08 NEW H.E.
98.65 NEW F.G.
98.60 NEW C.G.
98.45 NEW H.E.
98.02 NEW F.G.
4
8


EXTEND
ALL
APPROACH
WALKS
TO
CURB
600'
EXISTING SLAB TO BE USED AS BASE
INSTALL ENTRANCE
TO BE REMOVED
INSTALL ENTRANCES
185'
386'
HYDRAULIC
E.P.L.
W.P.L.
E. SLAB LINE
W. SLAB LINE
98.00 NEW C.B.
97.92 NEW H.E.
97.42 NEW FLO.
97.68 NEW C.B.
97.30 NEW H.E.
96.71 NEW FLO.
97.45 NEW C.B.
97.37 NEW H.E.
96.87 NEW FLO.
97.30 NEW C.B.
97.12 NEW H.E.
96.72 NEW FLO.
97.58 NEW C.B.
97.18 NEW H.E.
97.38 NEW FLO.
97.80
97.62
97.22
97.55 NEW C.B.
97.37 NEW H.E.
97 CONC. DR. 97.43
98 CONC. DR. 97.38
92 CONC. DR. 97.64
6
8


N
EXTEND APR. MAS TO C.B.
7' CONC. INT. CB. B-12
451.05'
EXISTING SLAB TO BE USED AS BASE
36+40 RELOC. EXIS. C.B.
TO BE REMOVED
INSTALL ENTRANCES
INSTALL ENTRANCE
E P.I.
W P.I.
E. SLAB LINE
W. SLAB LINE
97.30 NEW C.B.
97.11 NEW C.B.
97.01 NEW C.B.
97.03 NEW H.B.
97.03 NEW FLO.
96.72 NEW FLO.
97.20 NEW C.B.
97.24 NEW C.B.
97.12 NEW H.B.
96.72 NEW FLO.
96.53 NEW FLO.
97.11 NEW C.B.
97.40 NEW H.B.
97.25 NEW FLO.
98.05 NEW C.B.
97.88 NEW H.B.
97.43 NEW FLO.
97.48 NEW H.B.
96.68 NEW FLO.
96.84 NEW FLO.
98
97
96
7
8


N
R=435' Δ=24°40'
PT.
NOTE: BEGINNING AT 41+96.6 WIDENING STRIP IS TO MATCH EDGE OF EXISTING SLABS. ASPHALT SURFACE TO END AT 41+36.3
END WIDENING 10' N OF ℄ L. STAFFORD
41+16 P.C.
K-15 HIGHWAY
HYDRAULIC
FROM 41+10 TO 41+36.3 REMOVE SLAB AND REPLACE WITH BASE TO GRADE SHOWN
END WIDENING ℄ STAFFORD.
AND END CB.
E. P. L.
NEW CB. 98.01
NEW INS. 97.69
NEW FLO. 97.49
97.40 TOP OF NEW BASE
℄ SLAB LINE
10.10 % New C.B.
98.99 NEW. CB
97.77 NEW FLO.
W. P. L.
New C.B. 10.10 %
98.34 NEW. C.B.
NEW CB. 98.01
NEW INL. 97.69
NEW FLO. 97.49
97.40 TOP OF NEW BASE
℄ SLAB LINE
97.78 NEW FLO.
98
97
96
99
98
97
4140
150
4240
150
4390
150
4540
150

8/8

41+38