ORME STREET & WILDCAT LANE

E.L. WEBB RD. TO S.L. KELLOGG ST.


℄
SLOPE 3/8" PER FOOT
12"
12"
SLOPE 3/8" PER FOOT
1/8" ROUNDING
4" BITUMINOUS BASE
6"
2" ASPHALTIC CONCRETE WEARING SURFACE
3"
4"
2 1/8"
7" Bituminous base to be paved in two lifts.
6" Subgrade Treatment
SUB GRADE TREATMENT AS PER CITY SPECIFICATIONS
2'-6"
18'-0"
18'-0"
2'-6"
1'-0"

TYPICAL SECTION

41' ASPHALTIC CONCRETE PAVEMENT WITH BITUMINOUS BASE

A TACK COAT OF EMULSIFIED ASPHALT (SS-1H) SHALL BE APPLIED AT AN APPROXIMATE RATE 0.05 GALLONS PER SQ YD BETWEEN LIFTS OF ASPHALTIC MATERIALS WHEN ORDERED BY THE ENGINEER. TACK COAT WILL NOT BE PAID FOR DIRECTLY AND SHALL BE CONSIDERED AS SUBSIDIARY TO PRICE BID FOR ASPHALTIC PAVEMENT.

BITUMINOUS BASE AND ASPHALTIC CONCRETE WEARING SURFACE SHALL BE PLACED WITH A LAYDOWN MACHINE HAVING AUTOMATIC ELECTRONIC CONTROLS FOR CROWN AND GRADE. CONSTRUCTION JOINTS IN EACH LIFT SHALL BE STAGGERED A MINIMUM DISTANCE OF 1' WITH JOINTS IN PRECEDING LIFTS AND SUCH THAT A JOINT WILL BE CONSTRUCTED ON THE PAVEMENT CENTERLINE IN THE TOP LIFT.

The A.C. pavement between the comb curb & gutter shall be paid as sq yds 9" A.C. pavement (7" Bituminous Base). The Bituminous Base under the comb curb & gutter shall be paid as sq yds 7" bituminous base.

COMBINED CURB & GUTTER

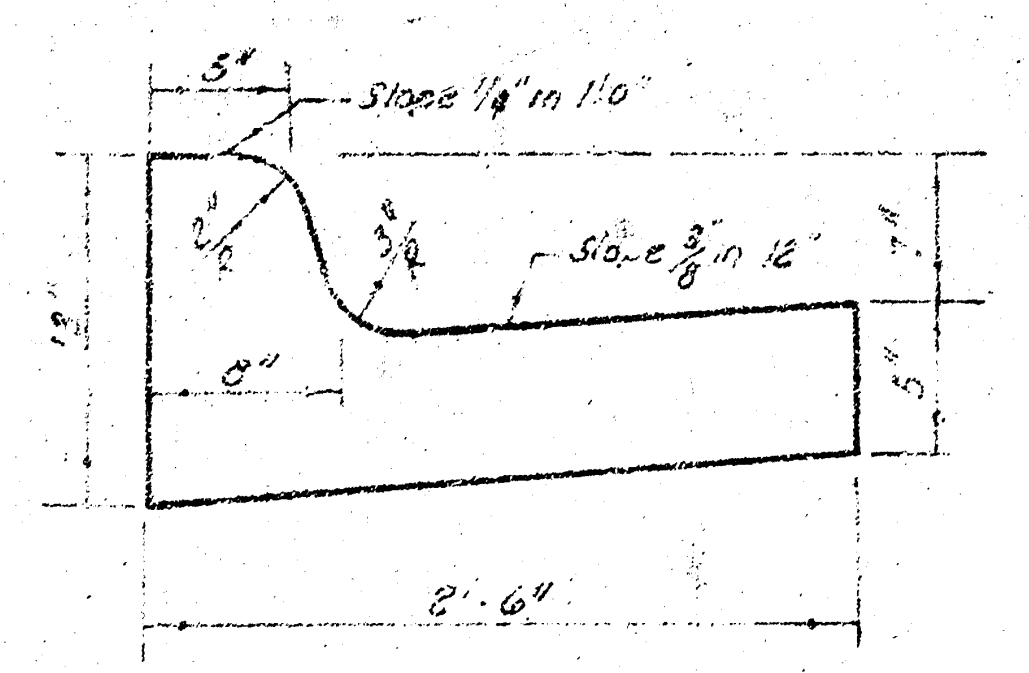
5"
Slope 1/4" in 1'0"
2"R
3"R
Slope 3/8" in 12"
12"
7"
5"
8"
2'-6"

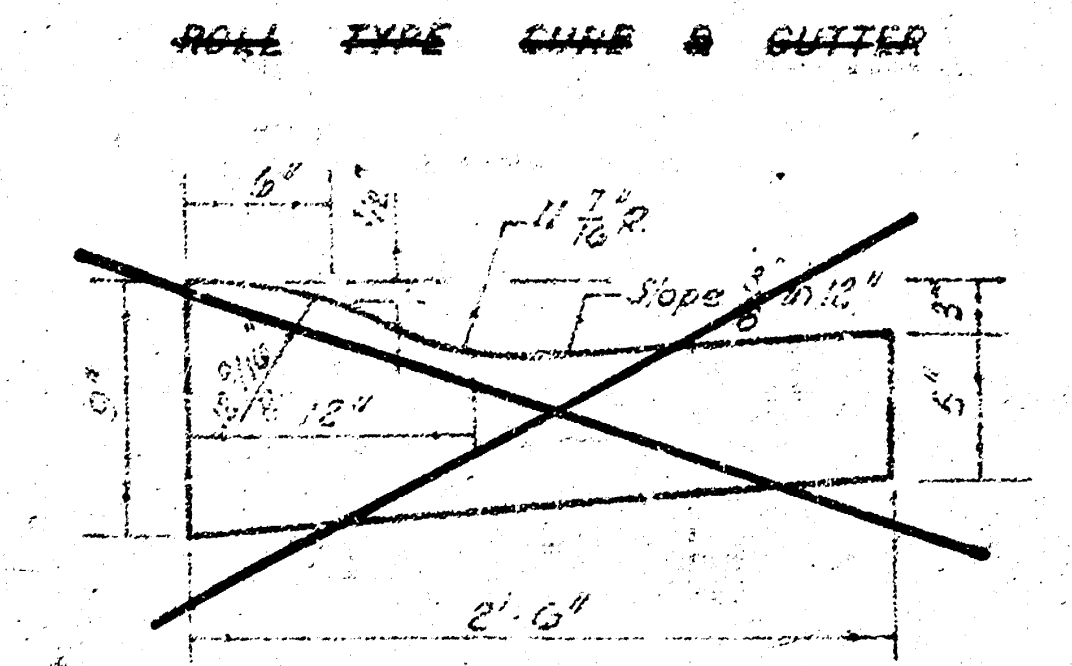
~~ROLL TYPE CURB & GUTTER~~
6"
1/2"
11 7/16"R
Slope 3/8" in 12"
9/16"R
12"
9"
3"
5"
2'-6"

DETAIL OF TRANSVERSE CONSTRUCTION JOINTS

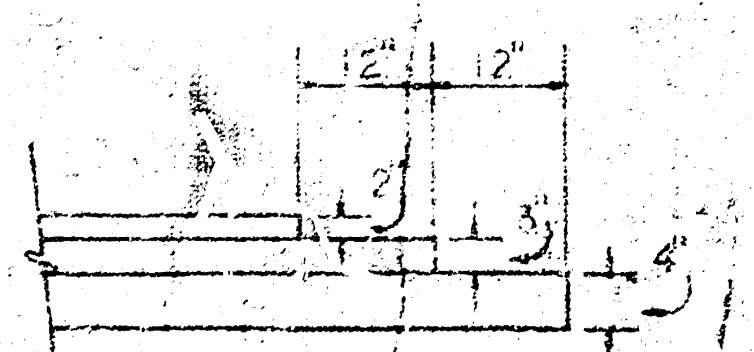

TRANSVERSE CONSTRUCTION JOINTS SHALL BE CONSTRUCTED IN FLEXIBLE BASE PAVEMENTS AT LOCATIONS WHERE PAVEMENT TEMPORARILY ENDS TO FACILITATE FUTURE PAVEMENT CONSTRUCTION AS SHOWN BY DETAIL. THE COST OF CONSTRUCTING THE TRANSVERSE CONSTRUCTION JOINTS SHALL NOT BE MEASURED OR PAID FOR DIRECTLY BUT SHALL BE INCLUDED IN THE BID PRICE FOR SQUARE YARDS OF ASPHALTIC CONCRETE PAVEMENT.

STEPHEN R. LACKEY
7714

CITY OF WICHITA, KANSAS
DEPARTMENT of PUBLIC WORKS - Engineering Division.
R.W. LINN CITY ENGINEER
DATE Nov. 3, 1978 Proj No
472-T6-245-80606-000-000-001

1/5

B.M. 179.16 City Std. 7.4' S. & 31' E. of ℄ Kellogg & Webb.
B.M. 178.81 40d Nail E. Side PP 4' ± N of ℄ Orme on E. Line Webb Rd.
approx. 730' S. of ℄ Kellogg.

Baseline is ℄ Orme.

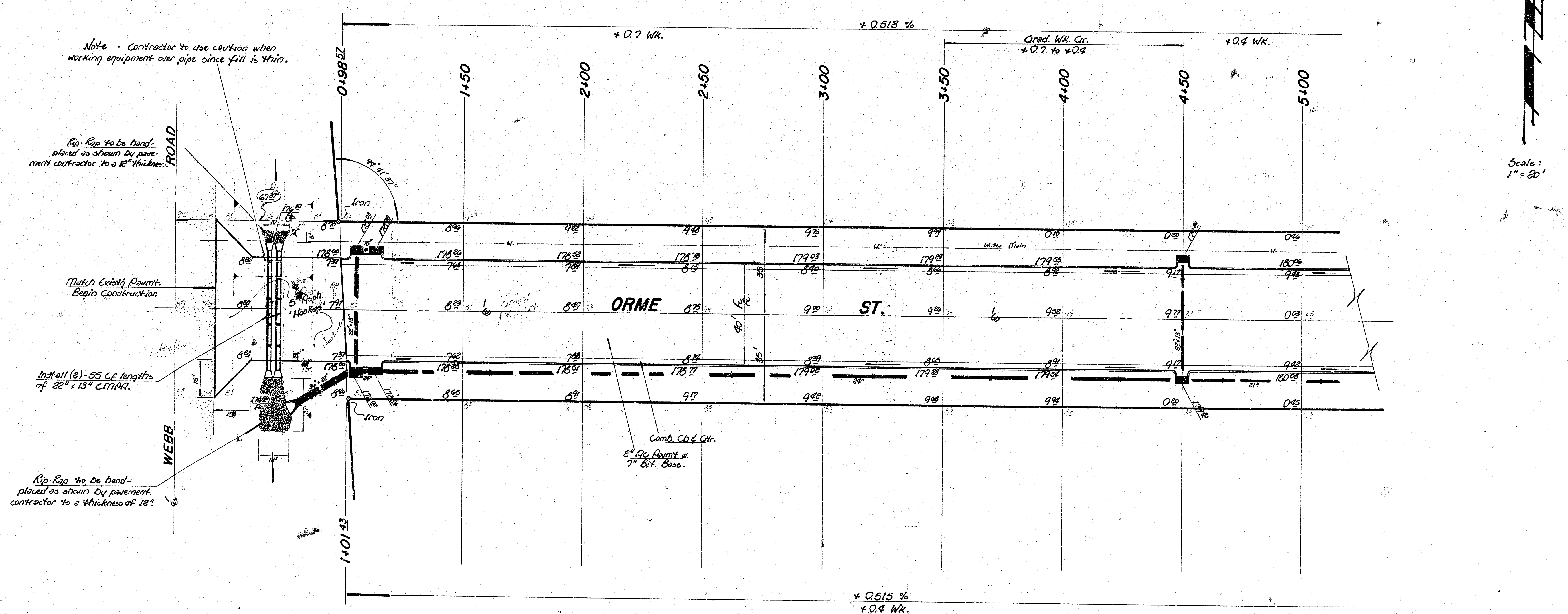
Note · Contractor to use caution when working equipment over pipe since fill is thin.
Rip-Rap to be hand-placed as shown by pavement contractor to a 12" thickness.
Match Exist'g Pavmt. Begin Construction
Install (2) - 55 LF lengths of 22" x 13" CMPA.
Rip-Rap to be hand-placed as shown by pavement contractor to a thickness of 12".
WEBB ROAD
℄
0+98.57
1+01.43
94° 41' 37"
Iron
Iron
67.37'
5" Asph. 'Hookup'
22" x 13"
15'
13'
+0.7 Wk.
+0.513 %
Grad. Wk. Gr. +0.7 to +0.4
+0.4 Wk.
1+50
2+00
2+50
3+00
3+50
4+00
4+50
5+00
ORME ST.
Water Main
35'
35'
40'
178.00
178.26
178.52
178.78
179.03
179.29
179.55
180.06
Comb. Cb & Gtr.
8" Ac Pavmt w. 7" Bit. Base.
+0.515 %
+0.4 Wk.
Scale: 1" = 20'

Survey Kevin
Plan Wooten
Exc "
Checked
Bk OLK 313
JFG 235

▭ – Indicates Removal.

Note –
Irons located at Sta. 0+97.50, 35' Lt. & Sta. 1+02.50, 35' Lt.
Ties to be taken and any 'Irons' either moved or destroyed during construction shall be replaced.
End sections shall be considered as incidental to LF CMPA.
[redacted]
Pavement Contractor shall co-ordinate construction w. Storm Sewer Contractor.

Earthwork Quantities

Property
Excavation = 2105.5 cy
+ 10 % = 210.6 cy
Total = 2316.1 cy
Comp. Fill = 150.8 cy
+ 10 % = 15.1 cy
Total = 165.9 cy
Manipulation = 6230.0 sy

City
Excavation = 123.2 cy
+ 10 % = 12.3 cy
Total = 135.3 cy
Comp. Fill = 26.2 cy
+ 10 % = 2.6 cy
Total = 28.6 cy
Manipulation = 580.2 sy.

SUB-GRADE

TYPE OF SUB-GRADE TREATMENT SHALL BE DETERMINED BY THE FIELD ENGINEER. SUB-GRADE TREATMENT MAY CONSIST OF LIME TREATMENT, CEMENT TREATMENT, SUB-GRADE MODIFICATION, OR ANY COMBINATION OF THESE.

Orme St. & Wildcat Lane
E.L. Webb Rd. to S.L. Kellogg St.
41' BB - 9" Asph. Conc. Pavmt. w. Comb. Cb.-Gtr.
City of Wichita, KS.
R. W. Linn ———— City Engineer
Project No.
47[illegible]-245-80606-000-000-001
Date Nov. 3, 1978

2/53

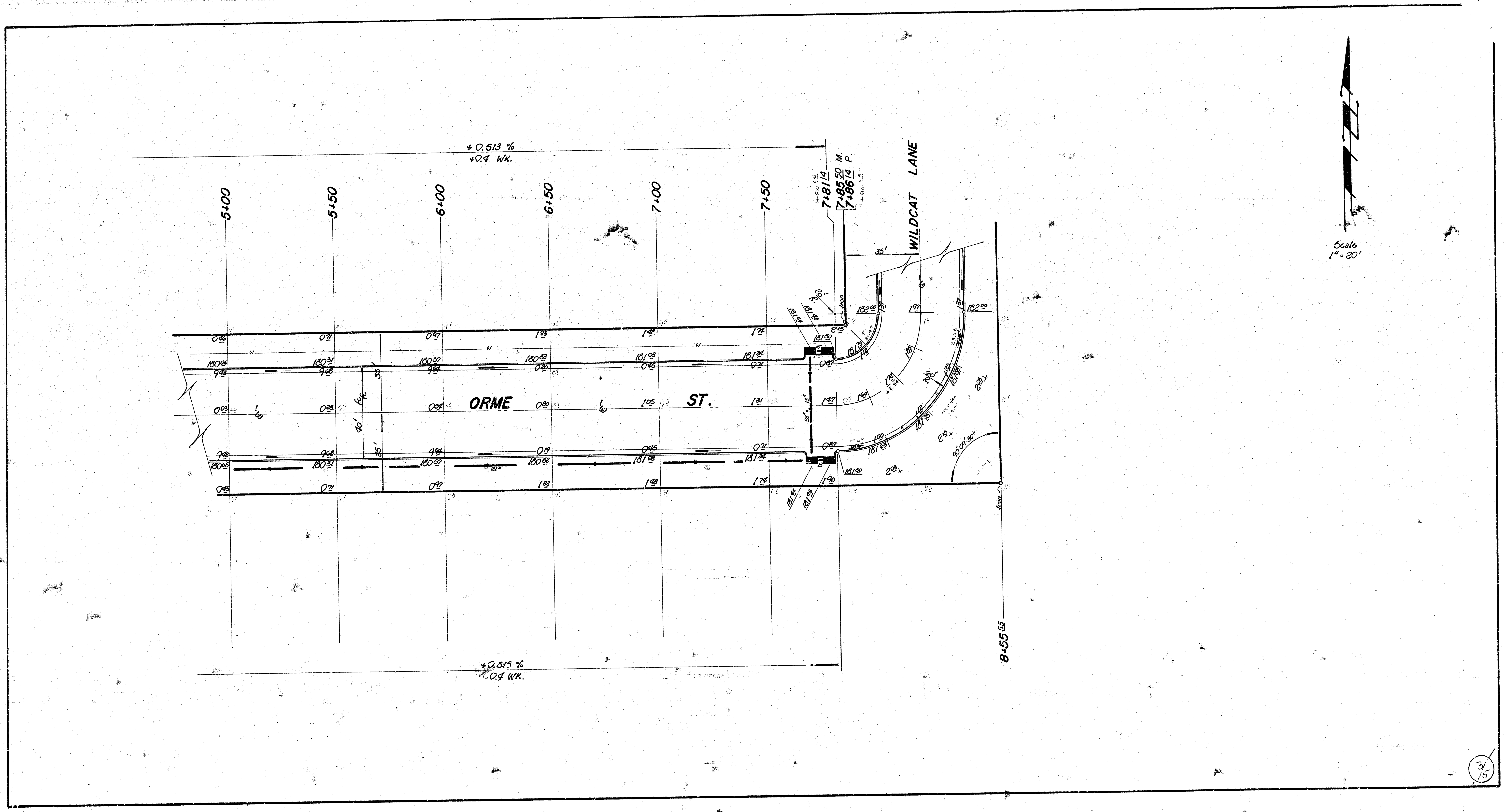
+0.513 %
+0.4 WK.
5+00
5+50
6+00
6+50
7+00
7+50
7+80.65
7+81.14
7+85.50 M.
7+86.14 P.
7+86.65
WILDCAT LANE
35'
ORME
ST.
40'
35'
35'
182.00
182.00
181.50
181.50
181.44
181.48
181.75
181.88
180.31
180.37
180.63
181.08
181.34
180.05
180.52
180.82
+0.515 %
-0.4 WK.
8+55.55
Scale
1" = 20'

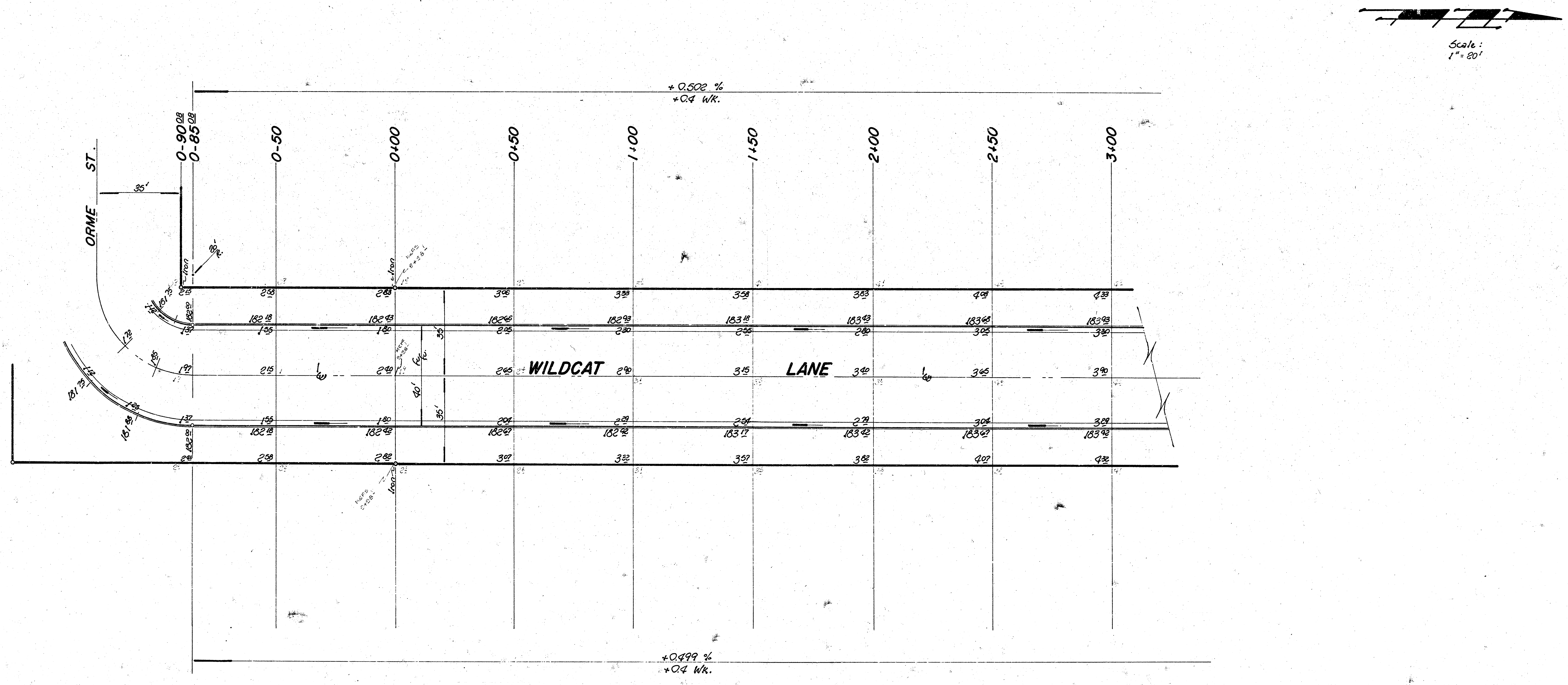
Scale :
1" = 20'
+0.502 %
+0.4 WK.
0-90 08
0-85 08
0-50
0+00
0+50
1+00
1+50
2+00
2+50
3+00
ORME ST.
35'
20' R.
Iron
WILDCAT LANE
2 15
2 58
2 83
3 08
3 33
3 58
3 83
4 08
4 33
181 35
182 20
182 18
182 43
182 66
182 93
183 18
183 43
183 68
183 93
1 37
1 55
1 80
2 05
2 30
2 55
2 80
3 05
3 30
1 72
1 85
1 97
2 15
2 40
2 65
2 90
3 15
3 40
3 65
3 90
1 12
1 25
181 75
181 88
1 37
1 55
1 80
2 04
2 29
2 54
2 79
3 04
3 29
182 81
182 18
182 42
182 67
182 92
183 17
183 42
183 67
183 92
2 40
2 58
2 82
3 07
3 32
3 57
3 82
4 07
4 32
35'
40'
35'
Iron
+0.499 %
+0.4 Wk.

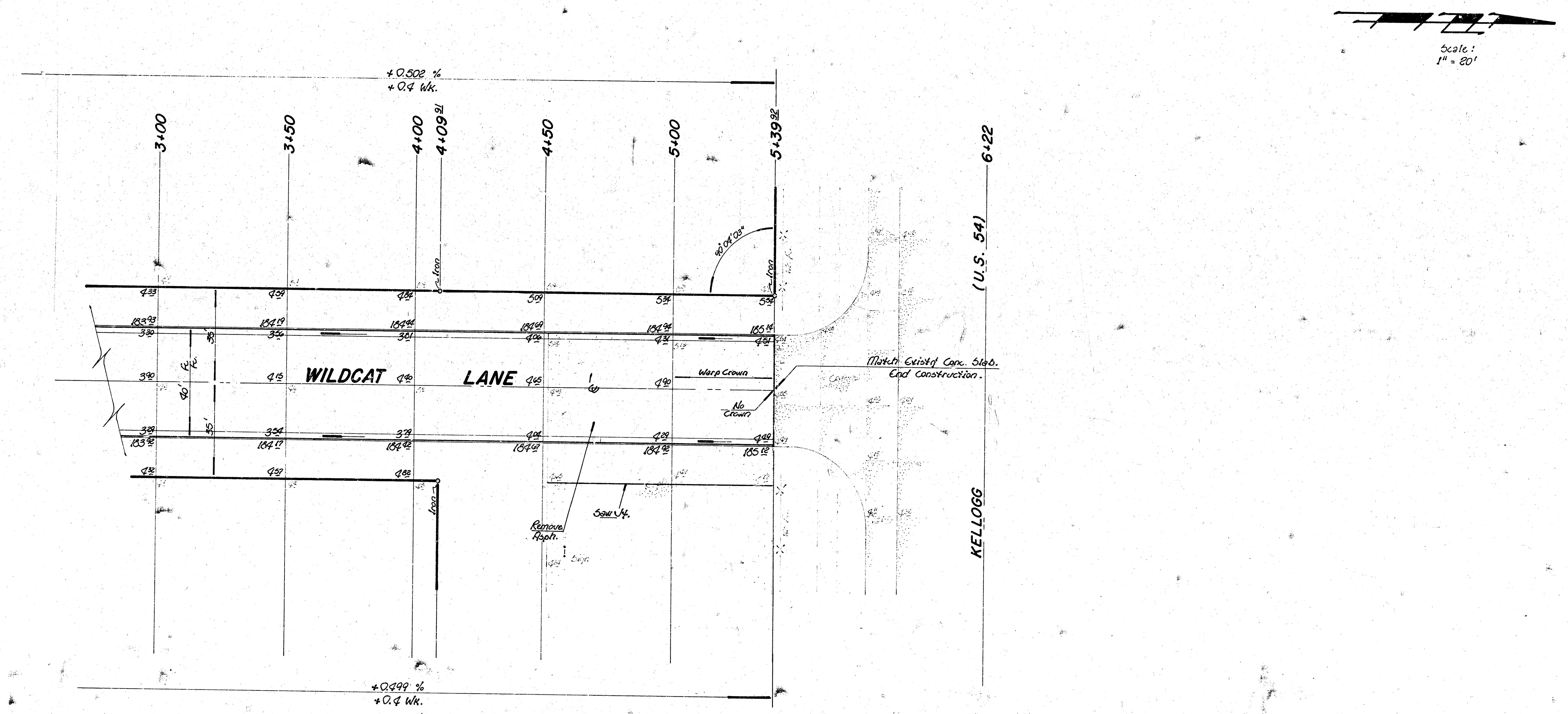
Scale:
1" = 20'
+0.502 %
+0.4 Wk.
3+00
3+50
4+00
4+09 91
4+50
5+00
5+39 92
6+22
Iron
90°04'03"
Iron
4 33
4 59
4 84
5 09
5 34
5 59
183 93
184 19
184 44
184 69
184 94
185 14
3 30
3 56
3 81
4 06
4 31
4 51
35'
40'
℄
3 90
4 15
WILDCAT
4 40
LANE
4 65
4 90
℄
Warp Crown
No Crown
Match Exist'g Conc. Slab.
End Construction.
(U.S. 54)
KELLOGG
35'
3 29
3 54
3 79
4 04
4 29
4 49
183 92
184 17
184 42
184 67
184 92
185 12
4 32
4 57
4 82
Iron
Saw Jt.
Remove Asph.
+0.499 %
+0.4 Wk.