
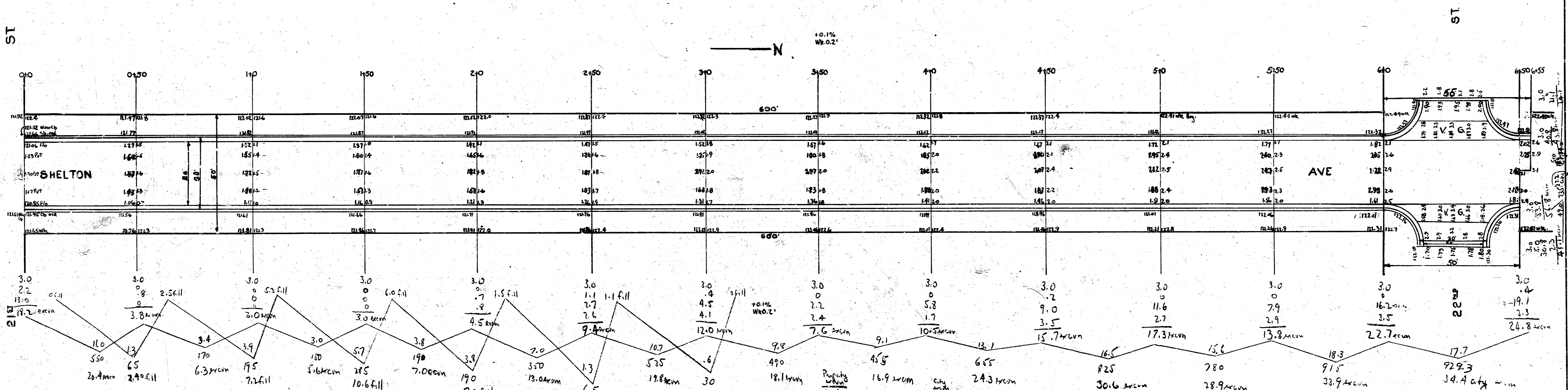


BM 121.64 Belt 3/8 of S.E. Cor. Brick Filling Sta. Arkansas Co 21st



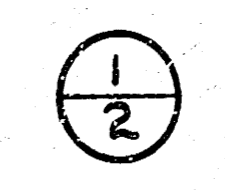
Prop	2.4
Exc	7.2
	40.6
	7.0
	2.4
	1.1
	30.7
	10%
	33.8 cu yds fill

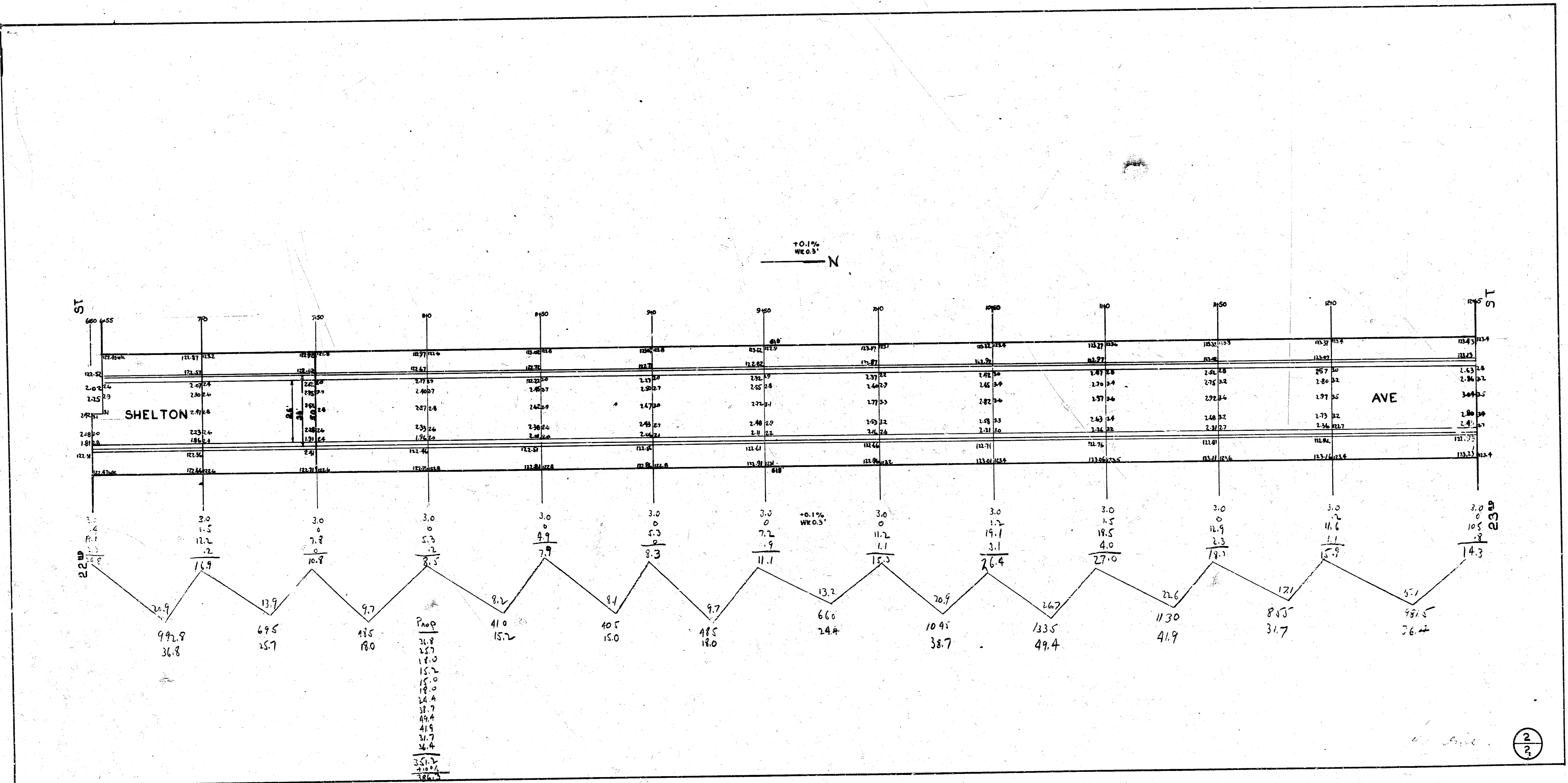
Prop	30.4
Exc	5.6
	7.0
	13.0
	18.8
	16.9
	34.3
	30.6
	18.9
	33.9
	214.8
	10%
	247.3 cu yds

TOTALS

PROP	307.3
CITY	326.3
	633.6

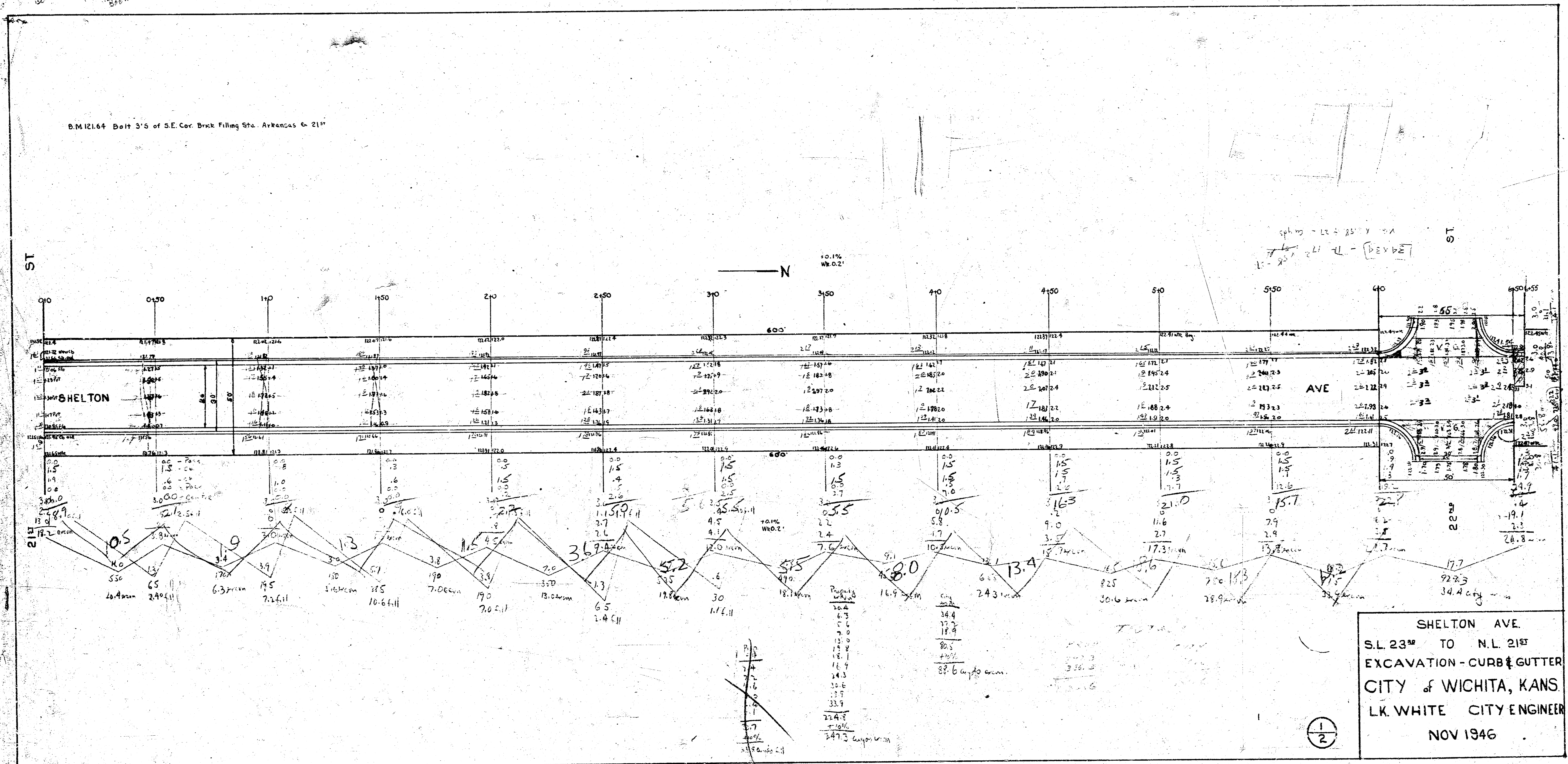
SHELTON AVE.
 S.L. 23⁰⁰ TO N.L. 21⁰⁰
 EXCAVATION - CURB & GUTTER
 CITY OF WICHITA, KANS.
 L.K. WHITE, CITY ENGINEER
 NOV 1946





K.A. Book B Final A Section Book B

B.M. 121.64 Bolt 3' S of S.E. Cor. Brick Filling Sta. Arkansas Co. 21"



Profile	City	Total
38.7	16	362.3
23.2	16	
20.6		
19.4		
20.0		
21.1		
26.4		
43.4		
49.4		
37.1		
31.2		
31.8		
<u>362.3</u>		

±0.1%
WR0.3'
N

