SCALE: 1"=20'

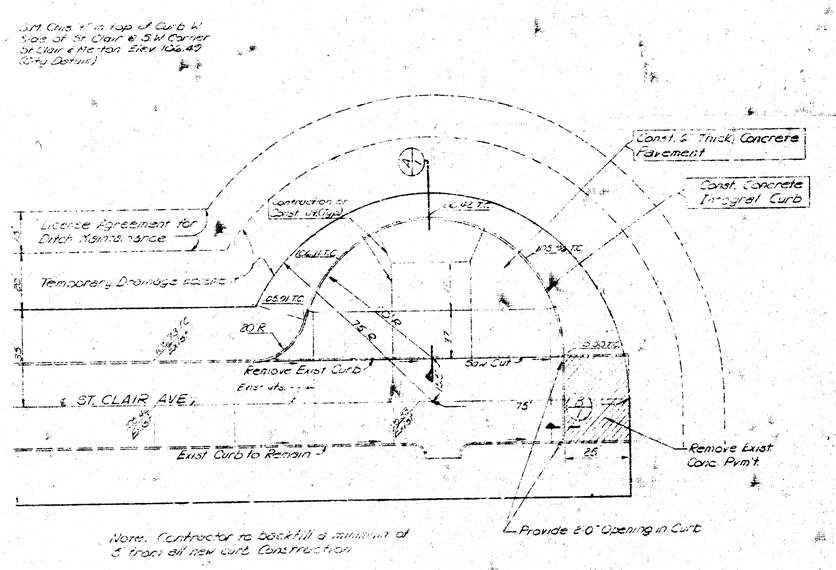

PLAN

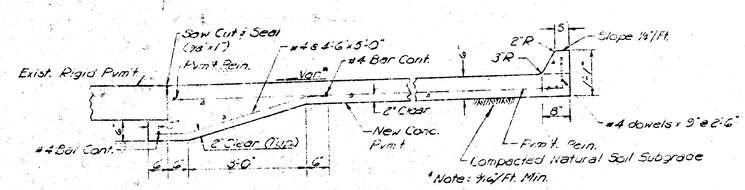

SECTION A/1

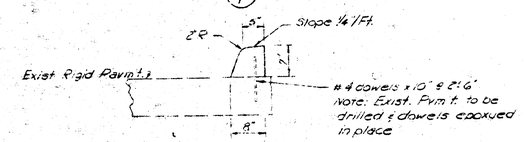

SECTION B/1



TYPICAL CONSTRUCTION JOINT C/1



TYPICAL CONTRACTION JOINT D/1

GENERAL NOTES

All materials shall conform to City of Wichita Specifications

All work shall be subject to inspection by the City of Wichita

NOTE TO CONTRACTOR

This project will be constructed under the supervision of the CITY ENGINEER and conforming to the SPECIFICATIONS of the CITY OF WICHITA. The CONTRACTOR will reimburse the City of Wichita for all cost of [redacted] Inspection.

CITY OF WICHITA
APPROVED: Approval does not relieve the contractor from any responsibility for errors or omissions, from the contract requirements or for the authorization of substandard work or materials.
Date 4-25-73
Engineering Div. D.E.S.

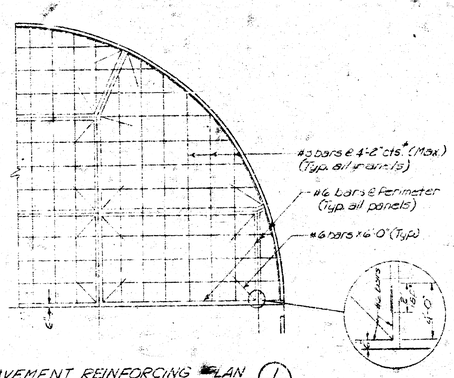

PAVEMENT REINFORCING PLAN 1/1

ESTIMATED	QUANTITIES	
ITEM	QUANTITY	UNIT
Conc. Integral Curb	194.2	Lin. Ft.
6" Uniform Pavement (Reinf.)	442.0	Sq. Yds.
Removal of Exist. Pavement	84.0	Sq. Yds.
Removal of Exist. Curb	118.0	Lin. Ft.
Unoc. pinning	115.0	Lin. Ft.
Pavement Reinforcing (#6 Bars)	820.0	Lin. Ft.
Pavement Reinforcing (#3 Bars)	1450.0	Lin. Ft.

* Note: Typical all corners of panels & all splices

#3 bars shall extend through all contraction joints

No.	Revision	By	Date

Project No. BHK.B503022
Santa Fe Orient Industrial District
Proposed Improvements: St. Clair Avenue South of Merton Avenue

PROFESSIONAL ENGINEERING CONSULTANTS
ENGINEERS
WICHITA, KANSAS

11 8 5 (1a) 72-93