

Book 16 P

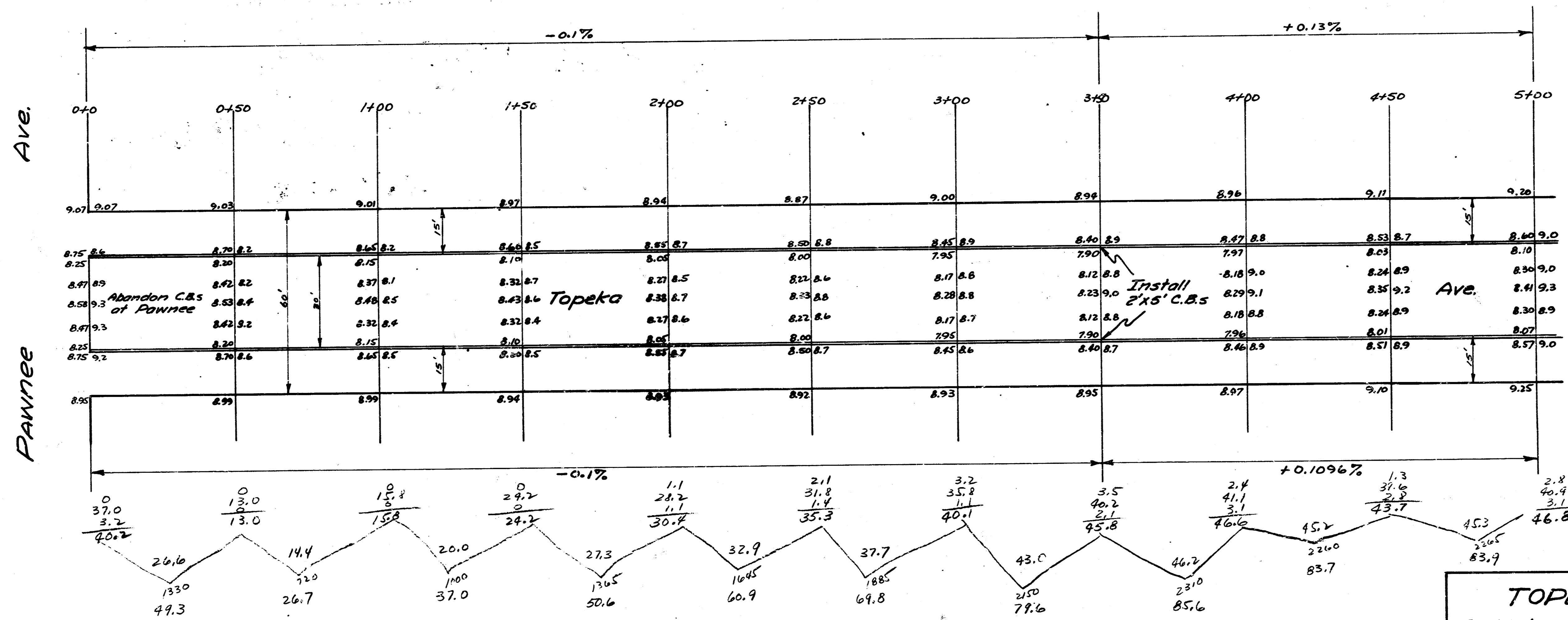
B.M. 100.08 "J" in Jones back of WK. No. N.W. Cor. Topeka & Kinkaid



Note: If necessary lower existing walk to permit installation of driveway entrances.

Prop.
49.3
26.7
37.0
50.6
60.9
69.8
79.6
85.6
83.9
627.1 C.W.Ys.

Grand Total
Krop
627.1
878.8
155.3
1681.2
+10% 168.12
1849.3 C.W.Ys.

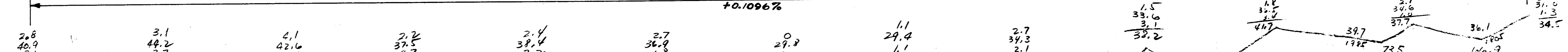
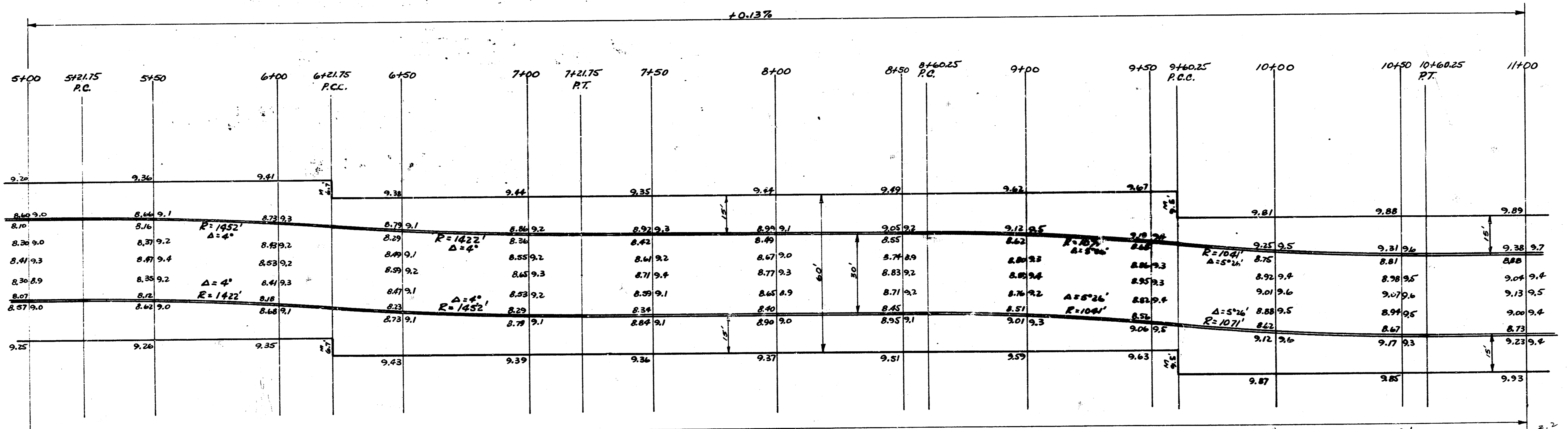


1
3

TOPEKA AVE.
S.L. Kinkaid - N.L. Pawnee
30' Conc. Paving & Curb
City of Wichita, Kansas
L.K. White City Engineer
2-48 C17-166



Prop.
 87.6
 92.2
 85.2
 79.1
 78.1
 65.9
 52.7
 65.6
 71.7
 74.1
 73.5
 64.9
 898.8 C.C.Yds.



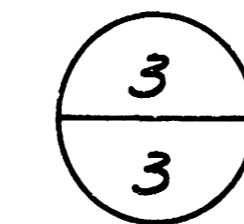
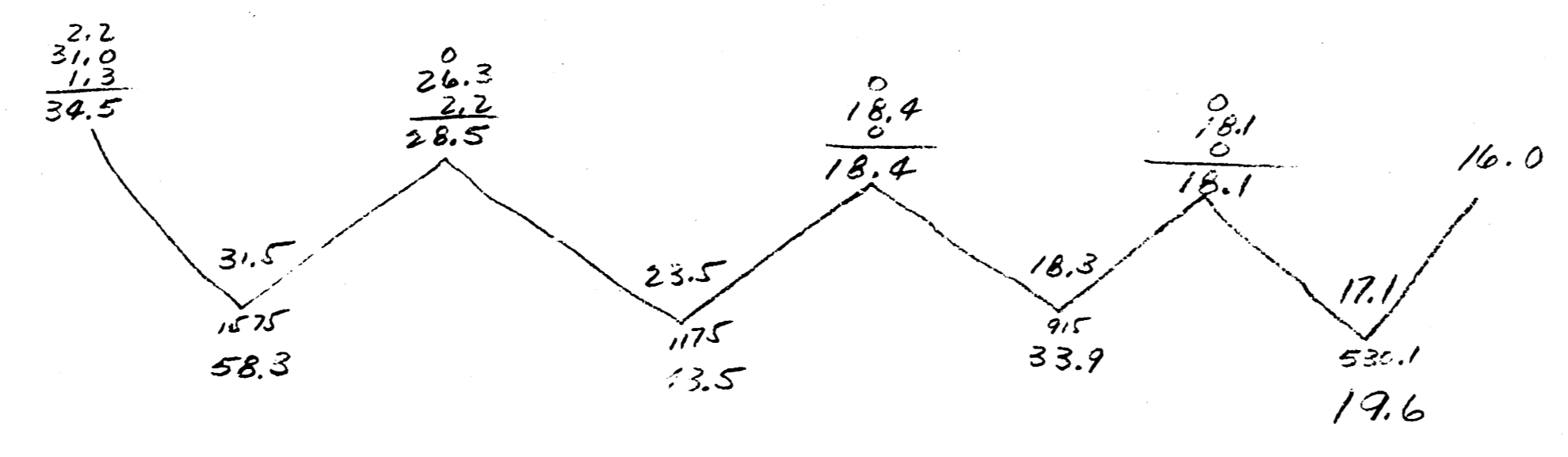
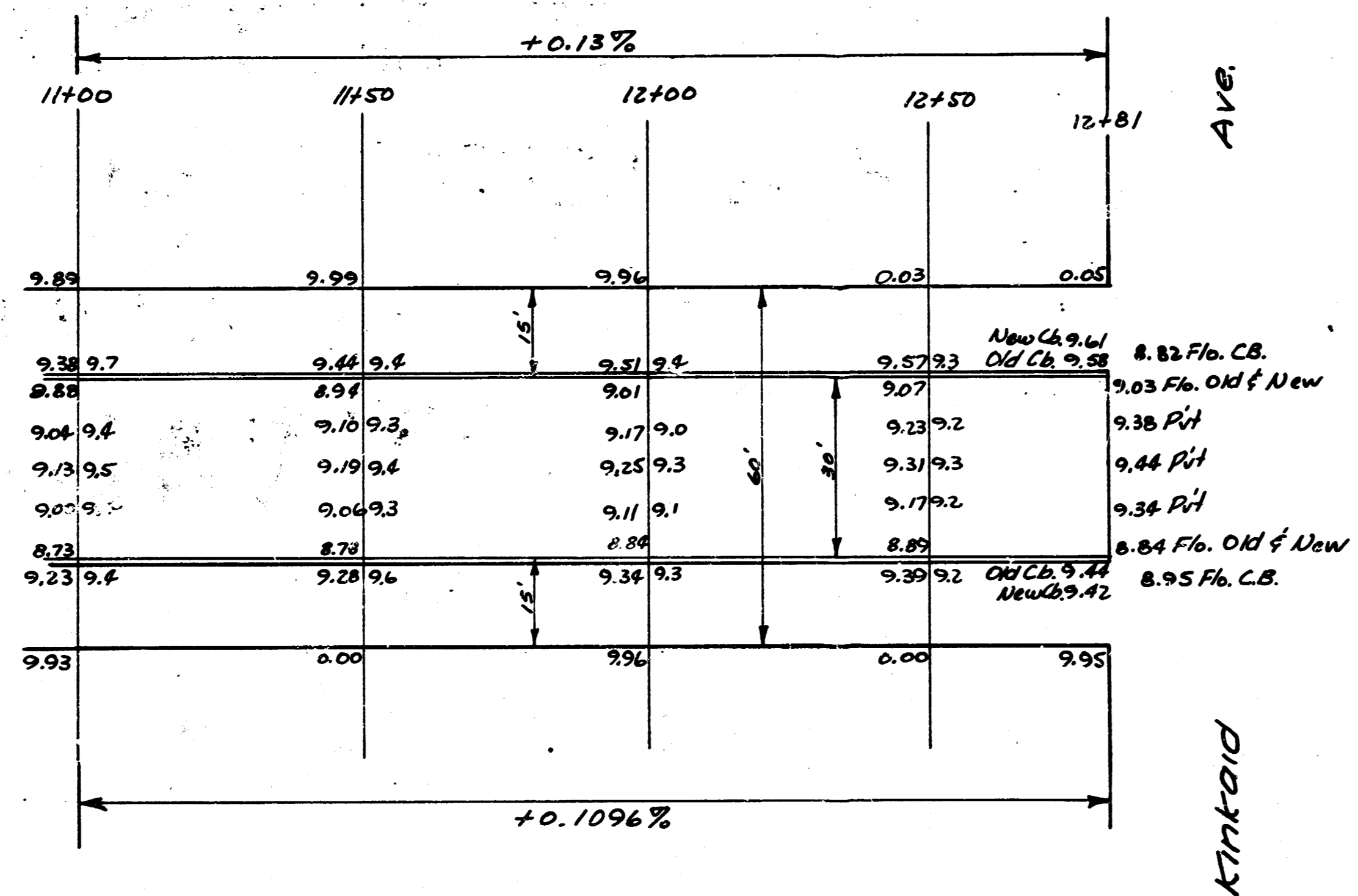
2
3

TOPEKA AVE.
 S.L. Kinkaid - N.L. Pawnee
 30' Conc. Paving & Curb
 City of Wichita, Kansas
 L.K. White - City Engineer
 2-48 C-17-166



Prop.
 58.3
 43.5
 33.9
 19.6

 155.3 Cu. Yds.



TOPEKA AVE.
 S.L. Kinkaid - N.L. Pawnee
 30' Conc. Paving & Curb
 City of Wichita, Kansas
 L.K. White - City Engineer
 2-48 C17-166