

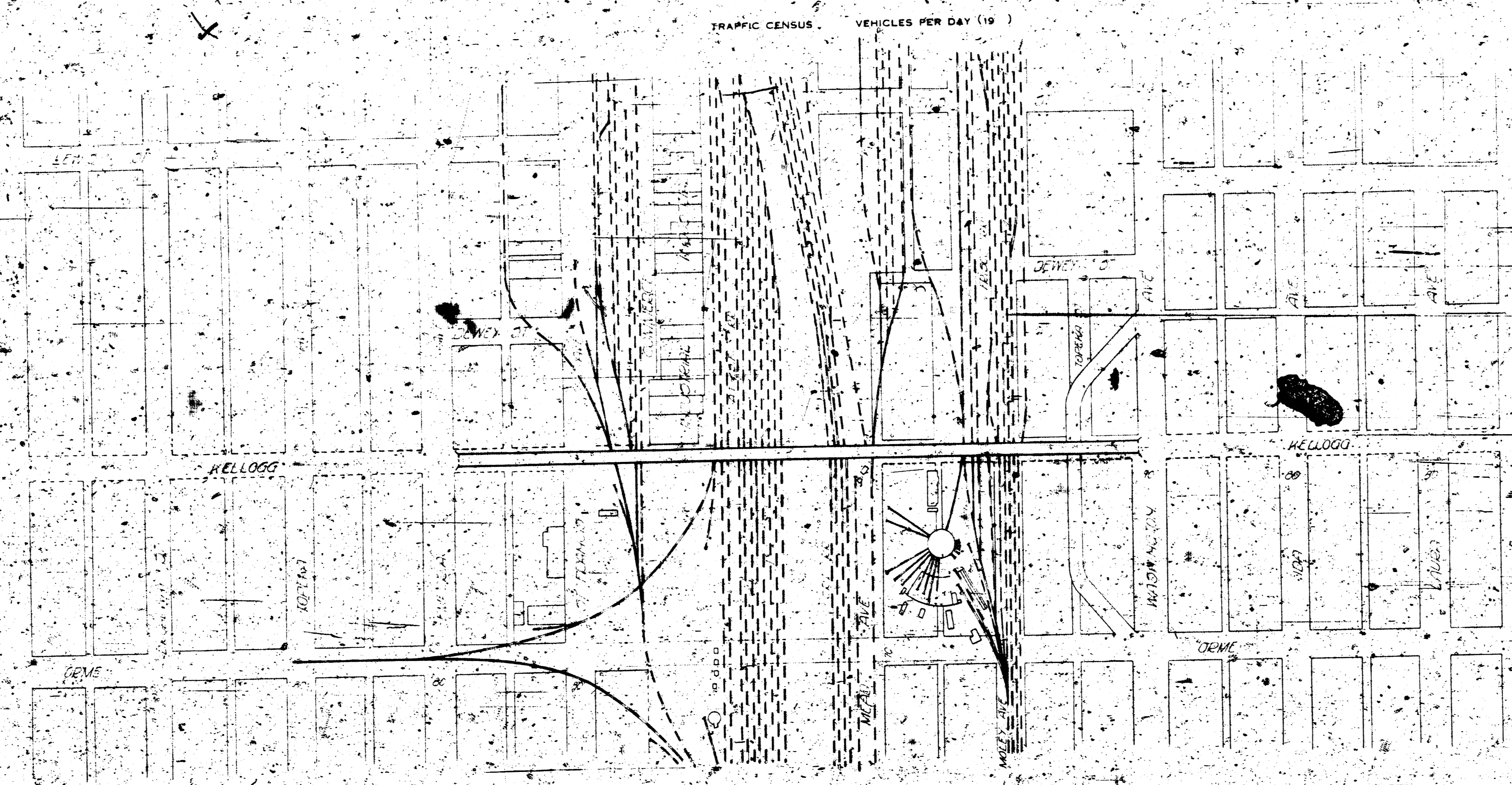
PUB. ROAD DIV. NO.	STATE	PROJECT NO.	FISCAL YEAR	SHEET NO.	TOTAL SHEETS
5	KANSAS		194		

# STATE OF KANSAS STATE HIGHWAY COMMISSION

## PLAN AND PROFILE FEDERAL AID SECONDARY PROJECT

**INDEX OF SHEETS**

SHEET NO.	TITLE SHEET
1	TYPICAL CROSS SECTIONS
2	PLAN AND PROFILE



PLANS PREPARED BY \_\_\_\_\_  
DATE 194

APPROVED \_\_\_\_\_  
DATE 194

**CONVENTIONAL SIGNS**

COUNTY LINE	-----
SECTION LINE	-----
WIRE FENCE	-----
HEDGE ROW	-----
RAILROADS	-----
SURVEY LINE	-----
RIGHT OF WAY	-----
TELEPHONE POLE	-----
POWER POLE	-----
TRAVELED WAY	-----

GROSS LENGTH OF PROJECT	FT.	
ADDITIONS	FT.	
EXCEPTIONS	FT.	
NET LENGTH OF PROJECT	FT.	MILES
NET LENGTH OF BRIDGES	FT.	MILES
NET LENGTH OF ROAD	FT.	MILES

RECOMMENDED FOR APPROVAL DATE \_\_\_\_\_  
ENGINEER OF SECONDARY ROADS  
STATE HIGHWAY COMMISSION OF KANSAS

APPROVED DATE \_\_\_\_\_  
STATE HIGHWAY ENGINEER  
STATE HIGHWAY COMMISSION OF KANSAS

RECOMMENDED FOR APPROVAL DATE \_\_\_\_\_  
DISTRICT ENGINEER  
PUBLIC ROADS ADMINISTRATION  
FEDERAL WORKS AGENCY

APPROVED DATE \_\_\_\_\_  
DIVISION ENGINEER  
PUBLIC ROADS ADMINISTRATION  
FEDERAL WORKS AGENCY

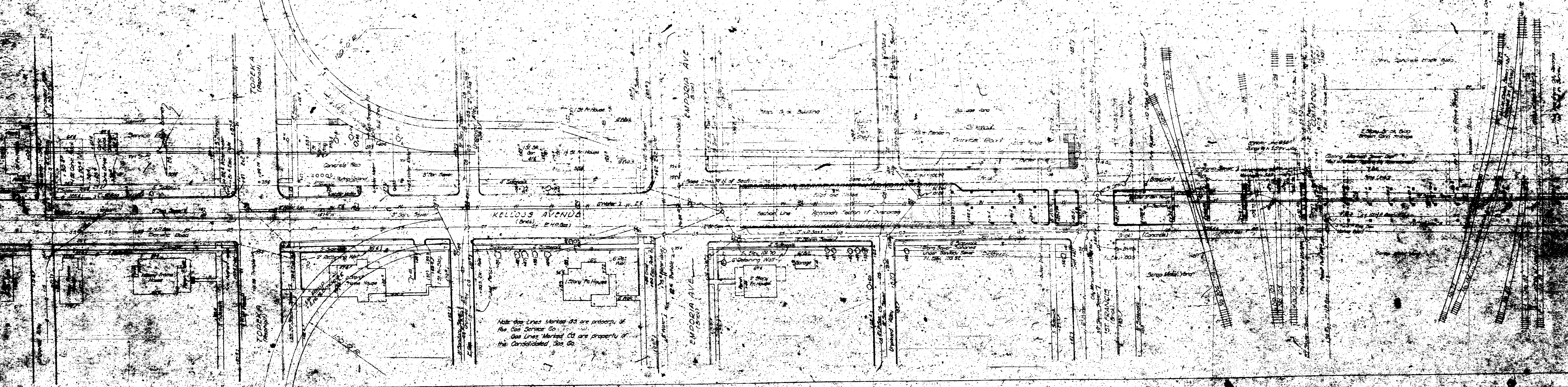
104'-5" 176'-0" 85'-0" 55'-0" 45'-0" 55'-0" 70'-0" 80'-0" 88'-0" 92'-0" 94'-0"

Contract No. 1

1. 2" to 1" scale  
 2. 1" to 1" scale  
 3. 1" to 1" scale  
 4. 1" to 1" scale  
 5. 1" to 1" scale

1. 2" to 1" scale  
 2. 1" to 1" scale  
 3. 1" to 1" scale  
 4. 1" to 1" scale  
 5. 1" to 1" scale

**BENCH MARKS**  
 BM 45 - X in top of Post (Road) to P.O. Corner  
 Elev. 108.77  
 BM 46 - W in top of Post - SE Cor. Washington  
 & Kellogg Ave. Elev. 109.18  
 BM 47 - X in SW Cor. Post & Island  
 Elev. 108.91  
 BM 48 - X in Eastern Wall - East of W. Wall  
 of Camp St. Elev. 110.00

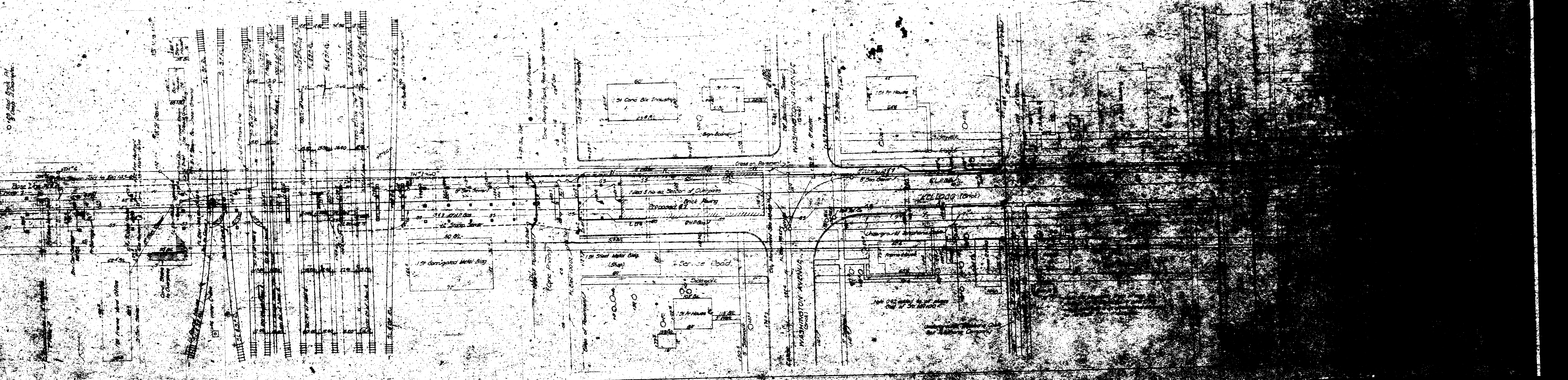





76.0 77.0 78.0 79.0 80.0 81.0 82.0 83.0 84.0 85.0 86.0 87.0 88.0 89.0 90.0 91.0 92.0 93.0 94.0 95.0 96.0 97.0 98.0 99.0 100.0

1. All work to be done in accordance with the specifications and drawings.  
2. The contractor shall be responsible for obtaining all necessary permits.  
3. The contractor shall maintain access to all existing utilities.  
4. The contractor shall be responsible for the safety of all workers and the public.  
5. The contractor shall be responsible for the protection of all existing structures and utilities.  
6. The contractor shall be responsible for the removal and disposal of all waste materials.  
7. The contractor shall be responsible for the cleanup of all work areas.  
8. The contractor shall be responsible for the maintenance of all equipment and tools.  
9. The contractor shall be responsible for the payment of all taxes and fees.  
10. The contractor shall be responsible for the completion of all work within the specified time frame.

1. All work to be done in accordance with the specifications and drawings.  
2. The contractor shall be responsible for obtaining all necessary permits.  
3. The contractor shall maintain access to all existing utilities.  
4. The contractor shall be responsible for the safety of all workers and the public.  
5. The contractor shall be responsible for the protection of all existing structures and utilities.  
6. The contractor shall be responsible for the removal and disposal of all waste materials.  
7. The contractor shall be responsible for the cleanup of all work areas.  
8. The contractor shall be responsible for the maintenance of all equipment and tools.  
9. The contractor shall be responsible for the payment of all taxes and fees.  
10. The contractor shall be responsible for the completion of all work within the specified time frame.







Scale 1/4" = 1'-0"  
WICHITA VALLEY COLLEGE  
WICHITA, KANSAS



10 W. 1ST ST. SEASBROOK, CO.  
W. 1ST ST. SEASBROOK, CO.  
10 W. 1ST ST. SEASBROOK, CO.



NIGHTS. VACUUM.  
PROPOSED "LAMP" LIGHTS. ONE  
P. 1000  
MAY 1950