

SCALE : 1" = 20' (H)
1" = 2' (V)

Sta. 0+00
Connect to Existing
Storm Inlet

Install 15" RCP,
68, L.F.

Sta. 0+66
Construct Type 1A
Inlet, W = 4'-4"

Bench Mark: Top of Existing
Inlet @ Sta. 0+00
Elev. = 111.91

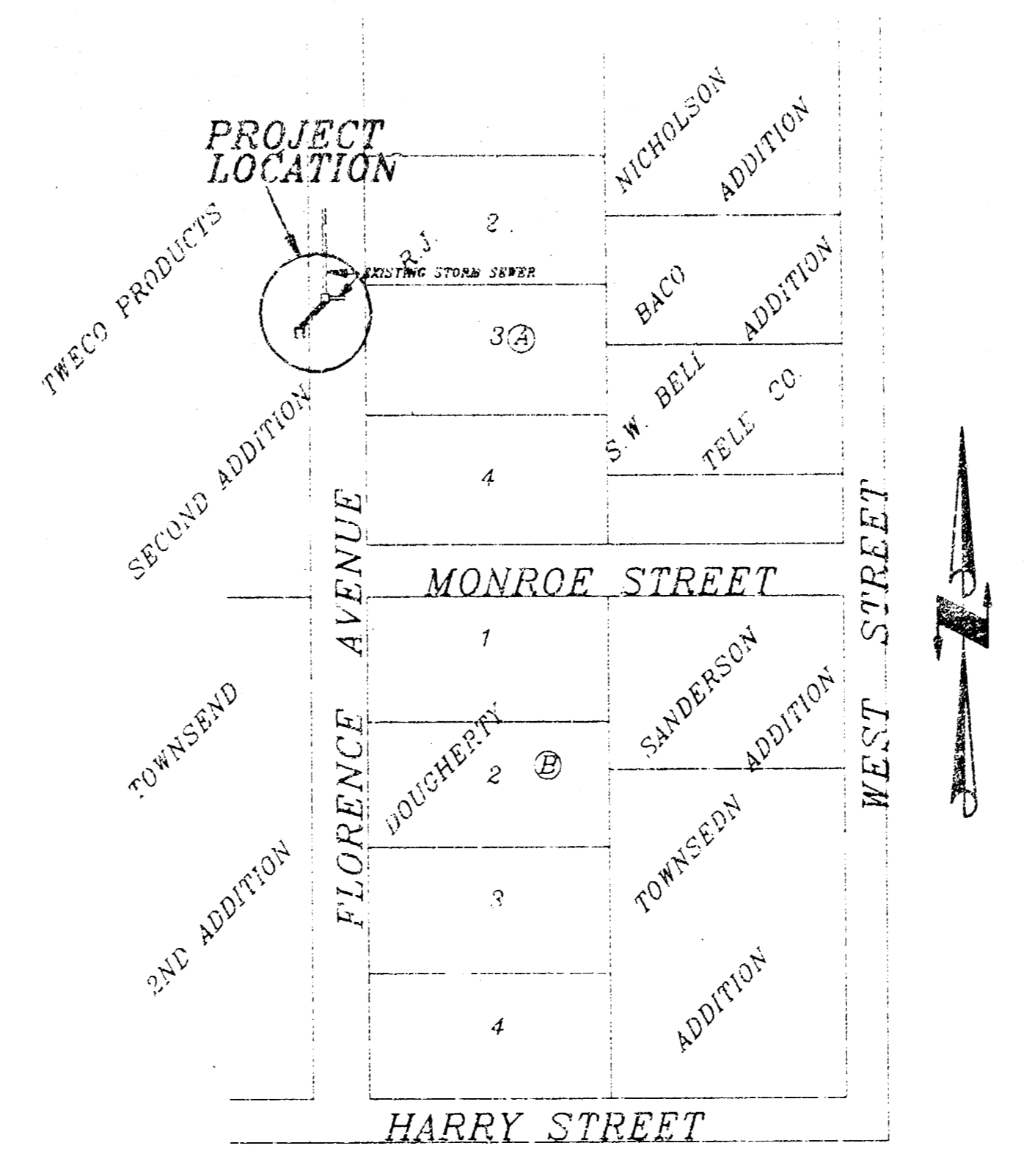
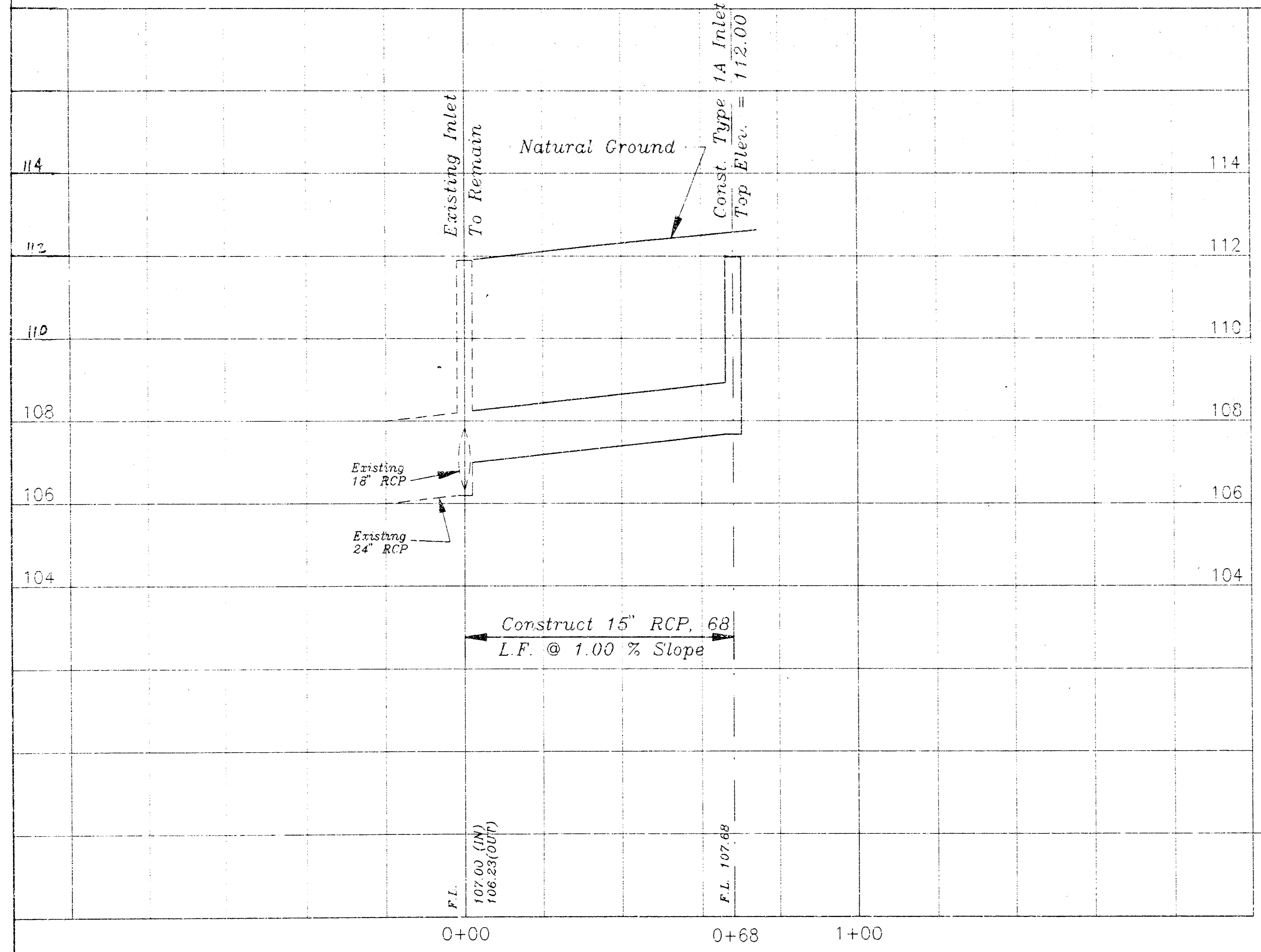
- GENERAL NOTES:**
- CONTRACTOR WILL BE REQUIRED TO PROVIDE A MINIMUM ADVANCE NOTICE OF TWENTY-FOUR (24) HOURS TO UTILITY COMPANIES PRIOR TO STARTING ANY EXCAVATION.
 - ALL WORK SHALL BE INSTALLED IN ACCORDANCE WITH CITY OF WICHITA, KANSAS STANDARD SPECIFICATIONS.
 - EXISTING UTILITIES AND THEIR LOCATIONS, AS SHOWN ON THE PLANS, REPRESENT THE BEST INFORMATION OBTAINABLE FOR DESIGN. LOCATION INFORMATION HAS BEEN OBTAINED FROM THE VARIOUS UTILITY COMPANIES AND IS EITHER FROM COMPANY RECORD DRAWINGS OR COMPANY PROVIDED FIELD LOCATIONS. THE CONTRACTOR WILL BE REQUIRED TO WORK AROUND EXISTING UTILITIES WITHIN THE RIGHT-OF-WAY WHICH DO NOT CONFLICT WITH PROPOSED CONSTRUCTION.
 - RUBBLE FROM THE REMOVAL OF MISCELLANEOUS STRUCTURES AND EXCESS EXCAVATION WHICH IS TO BE WASTED SHALL BE DISPOSED OF ON SITES TO BE PROVIDED BY THE CONTRACTOR. THESE SITES SHALL BE APPROVED BY THE ENGINEER AS TO SUITABILITY, APPEARANCE AND SITE LOCATION. LOCATIONS THAT IN THE OPINION OF THE ENGINEER WILL LEAVE UNSIGHTLY APPEARANCE WILL NOT BE APPROVED.
 - THE CONTRACTOR SHALL BE RESPONSIBLE FOR PRESERVING PROPERTY IRONS. THE CONTRACTOR WILL BE REQUIRED TO RE-ESTABLISH ANY PROPERTY IRONS WHICH ARE DAMAGED OR DESTROYED BY HIS CONSTRUCTION OPERATIONS. SUCH IRONS SHALL BE RE-ESTABLISHED BY A LICENSED LAND SURVEYOR OR IN ACCORDANCE WITH STATE LAW.
 - GRASS AREAS DISTURBED BY CONSTRUCTION OR STORAGE OF MATERIALS SHALL BE REPLANTED EITHER BY SEEDING OR SODDING WITH THE SAME TYPE OF GRASS AS WAS EXISTING PRIOR TO CONSTRUCTION. SEE "SPECIAL PROVISIONS" IN THE STANDARD SPECIFICATION NO. 1455 FOR SEEDING AND SODDING OF COOL SEASON AND WARM SEASON GRASSES.
 - CONTRACTOR SHALL BE RESPONSIBLE FOR PROVIDING CONSTRUCTION STAKING AND CONSTRUCTION INSPECTION FOR THIS PROJECT IN ACCORDANCE WITH CITY OF WICHITA, KANSAS REQUIREMENTS.

NOTE TO CONTRACTOR

INSPECTION AND TESTING FOR THIS PROJECT IS TO BE PROVIDED BY A LICENSED CONSULTING ENGINEERING FIRM UNDER CONTRACT WITH THE OWNER/DEVELOPER. SAID INSPECTION TO BE IN ACCORDANCE WITH THE CITY OF WICHITA STANDARD ENGINEERING PRACTICES AND CERTIFIED BY A LICENSED PROFESSIONAL ENGINEER. NO WORK SHALL BE PERFORMED IN DEDICATED EASEMENTS OR PUBLIC RIGHT-OF-WAY BY THE CONTRACTOR WITHOUT SUCH INSPECTION NOR SHALL ANY WORK BE COMMENCED IN DEDICATED EASEMENTS OR PUBLIC RIGHT OF WAY WITHOUT WRITTEN AUTHORIZATION BY THE CITY ENGINEER.

APPROVED AS NOTED
BY CITY ENGINEER OF WICHITA


Sanitary Sewers _____
Storm Sewers VRH 4/22/93
Driveway Approaches _____
Water Mains _____
Paving _____



LOCATION MAP
SCALE 1" = 40'

LEGEND

- EXISTING TREE
- GAS METER
- EXISTING FIRE HYDRANT
- EXISTING LIGHT POLE
- EXISTING POWER POLE
- CORrugATED METAL PIPE
- REINFORCED CONCRETE PIPE
- EXISTING CONTOURS
- EXISTING SPOT ELEVATIONS
- PARKING METER
- SIGNS
- TRAFFIC SIGNAL
- UNDERGROUND WATER LINE
- UNDERGROUND TELEPHONE
- UNDERGROUND ELECTRICAL
- UNDERGROUND GAS
- EXISTING WATER VALVE
- EXISTING WATER METER
- EXISTING MANHOLE



**STORM SEWER IMPROVEMENTS TO SERVE
TWECO PRODUCTS INC. FIRST ADDITION
WICHITA, KANSAS**

SCALE: As Shown	APPROVED: B.K.	DRAWN BY: D.W.
DATE: 4-15-93	CHECKED:	
PRIVATE PROJECT NO.:	SHEET NO.	1 OF 1

384EPC (107661)

MUNICIPAL ENGINEERS
254-LAURA, SUITE 201
WICHITA, KANSAS 67211
316-662-3842