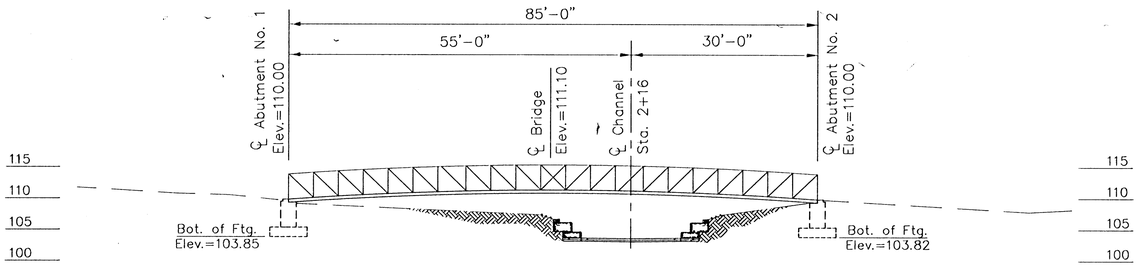

ELEVATION
(Looking Upstream)

85'-0" Steel Span Pedestrian Bridge
10'-0" Treadway

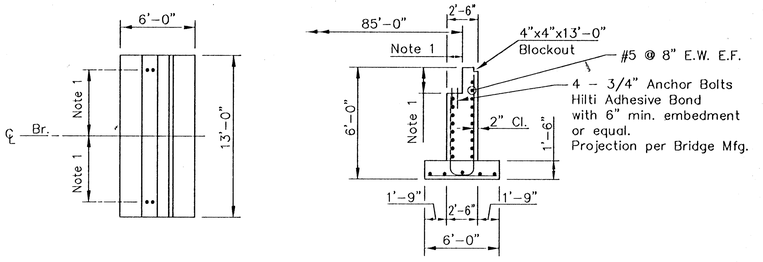

Note 1: Dimensions per Bridge manufacturer.

ABUTMENT DETAILS

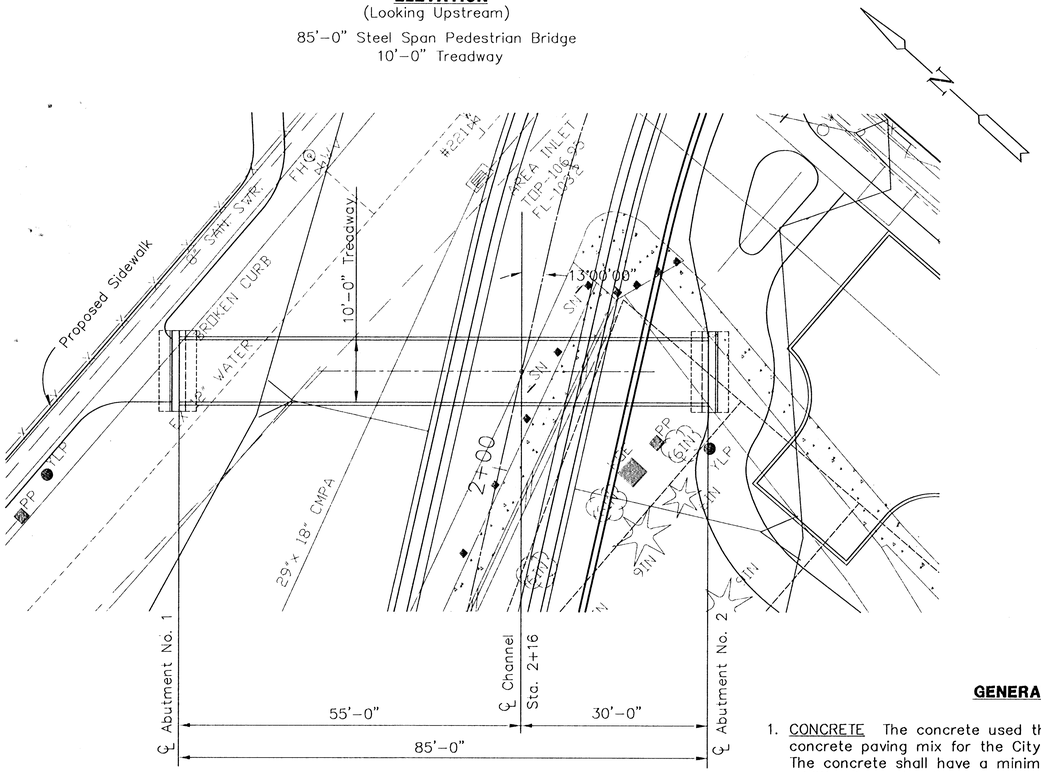

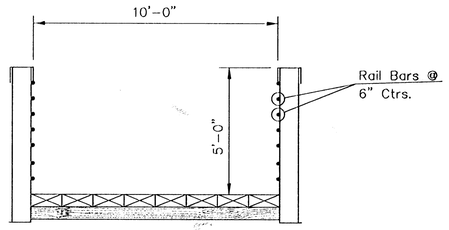

TYPICAL BRIDGE SECTION

The bridge shall be designed for a live load of 85 pounds per square foot. Design drawings and calculations shall be prepared by an engineer licensed in the state of manufacture. These shall be submitted to the design engineer for approval prior to fabrication.

Main members of the bridge truss shall be fabricated of structural tubing.

The railing shall have a maximum opening of 6".

The transverse decking shall be a nominal 3" thickness and the longitudinal decking shall be a nominal 2" thickness. The decking shall be CCA treated to AWPA specifications. The decking shall be stress graded coastal fir or southern yellow pine.

Certification of the treatment and stress graded shall be provided by the AWPA pressurer and stress grading mill. Mill test reports will be required for all steel. These reports shall be approved by the design engineer.

The pedestrian bridge is available through BIG R, Greeley, Colorado, 1-800-234-0734, or approved equal.

GENERAL NOTES:

1. CONCRETE The concrete used throughout the structure shall be the concrete paving mix for the City of Wichita (fc'(min.)=4,000 psi.) The concrete shall have a minimum age of 14 days prior to additional construction of the foundations.

2. REINFORCING The reinforcing used throughout shall conform to ASTM A615, Grade 40 or Grade 60. All bonding and placing shall conform to the "Manual of Standard Practice", Concrete Reinforcing Steel Institute.

3. EARTH FILL Earth Fill areas at abutments shall be compacted to 90% Standard Density.

MID-KANSAS ENGINEERING
CONSULTANTS, INC.
411 N. WEBB ROAD
WICHITA, KS. 67206
316-684-9600

AREA "K" - 3RD STREET STORM WATER IMPROVEMENTS
PROJECT NAME

PEDESTRIAN BRIDGE DETAILS CL CHANNEL STA. 2+16
SHEET TITLE

DESIGN BY:	DRAWN BY: DPG	CHECKED BY:
DATE: JUNE, 1996	JOB NO. 93031	SHEET/OF 41 / 77