LOCATION MAP

STORM WATER SEWER NO. 67

CITY OF WICHITA

B.E. SMITH CITY ENGINEER

PROJ. NO. C26-19

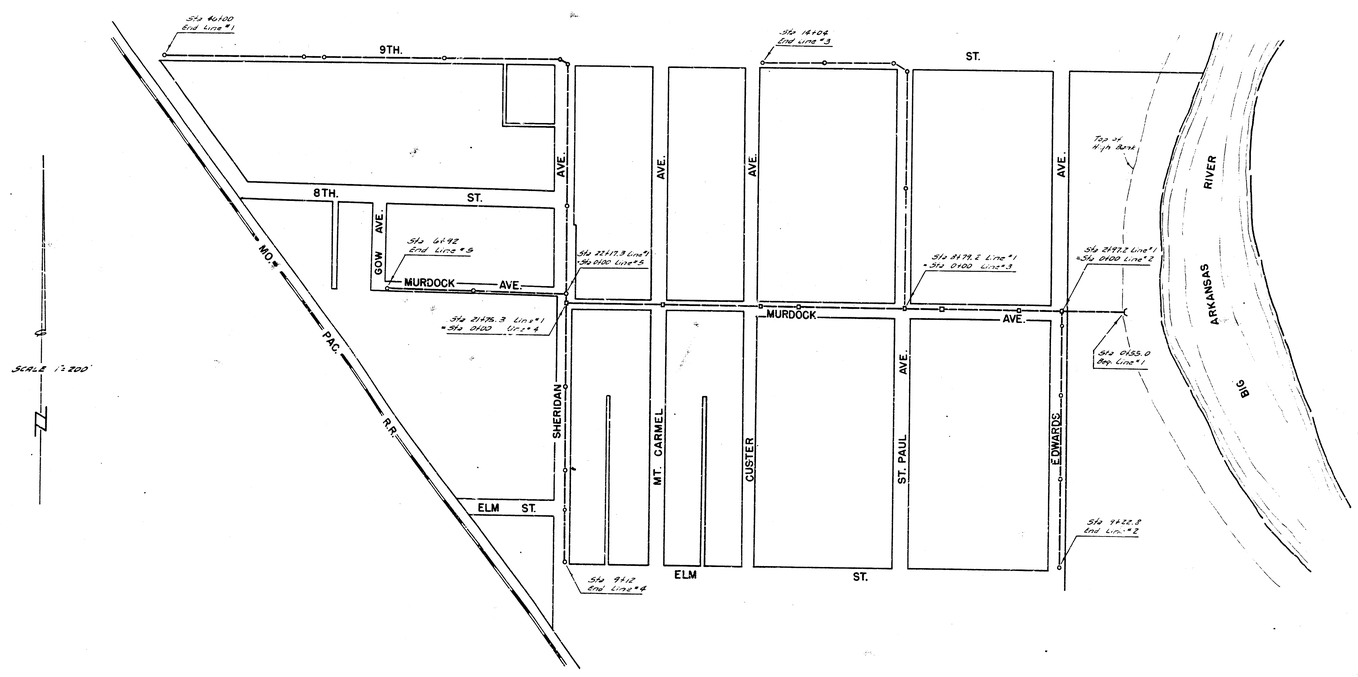

STORM WATER SEWER NO. 67
PROJ. NO. C26-19 SHEET 1 OF 14

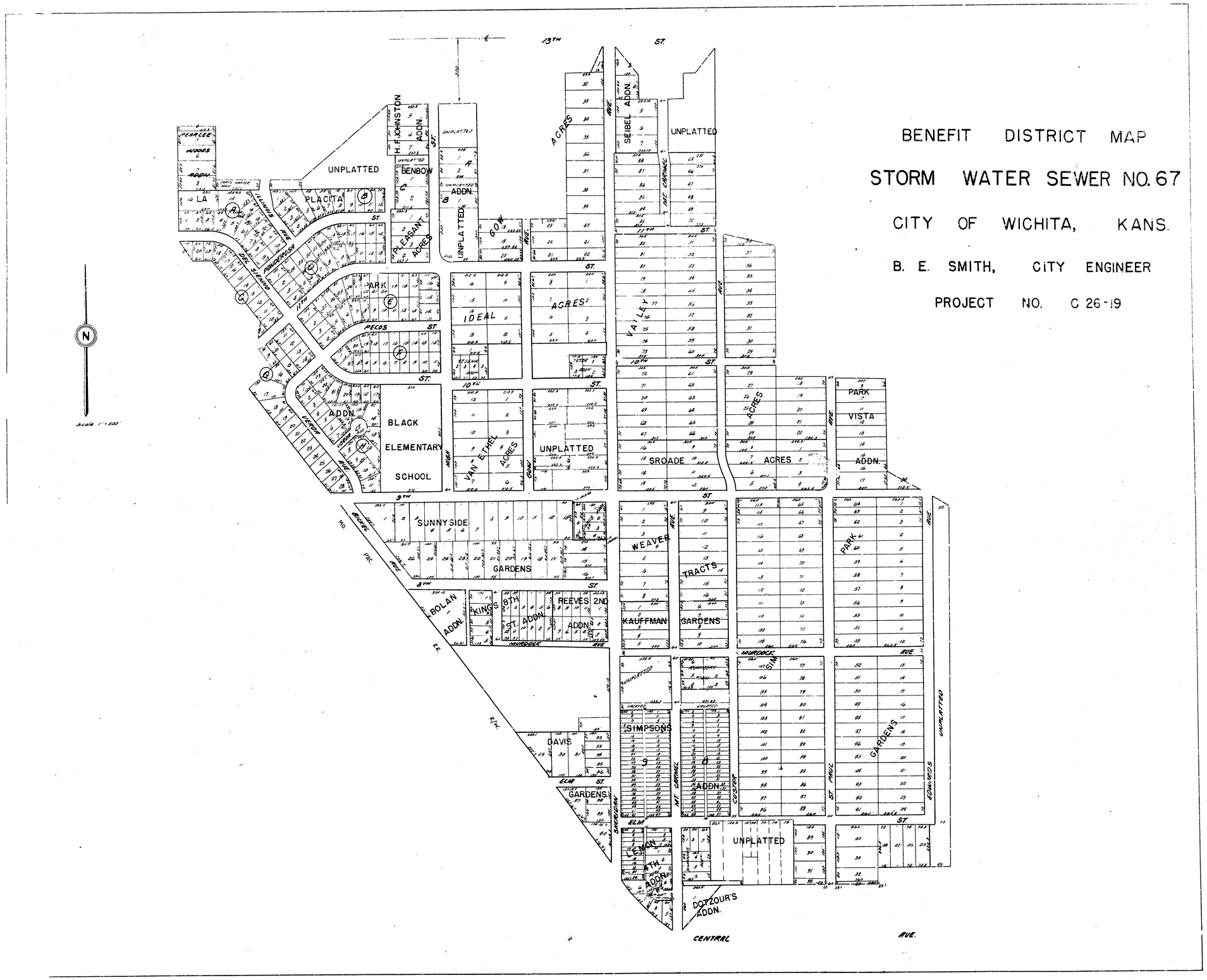
BENEFIT DISTRICT MAP
STORM WATER SEWER NO. 67
CITY OF WICHITA, KANS.
B. E. SMITH, CITY ENGINEER
PROJECT NO. C 26-19
Scale 1" = 200'
N
13TH ST.
UNPLATTED
H. F. JOHNSTON ADDN.
BENBOW ADDN.
PLACITA
PLEASANT ACRES
PEARLEE WOODS ADDN.
LA
PONDEROSA
DEL REYNO
LIMAS AVE.
PECOS ST.
PARK
IDEAL
ACRES
GOW AVE.
SEIBEL ADDN.
VALLEY
NAT. CEMETERY
11TH ST.
10TH ST.
ADDN.
BLACK ELEMENTARY SCHOOL
HIGH
VAN ETHEL ACRES
SROADE
PARK VISTA ADDN.
9TH ST.
SUNNYSIDE GARDENS
WEAVER TRACTS
KAUFFMAN GARDENS
BOLAN ADDN.
KINGS 8TH ST. ADDN.
REEVES 2ND ADDN.
MURDOCK AVE.
SIMPSONS 9 & 6 ADDN.
DAVIS GARDENS
ELM ST.
SHERIDAN
LEMON 4TH ADDN.
DOTZOUR'S ADDN.
CUSTER
ST. PAUL
EDWARDS
CENTRAL AVE.

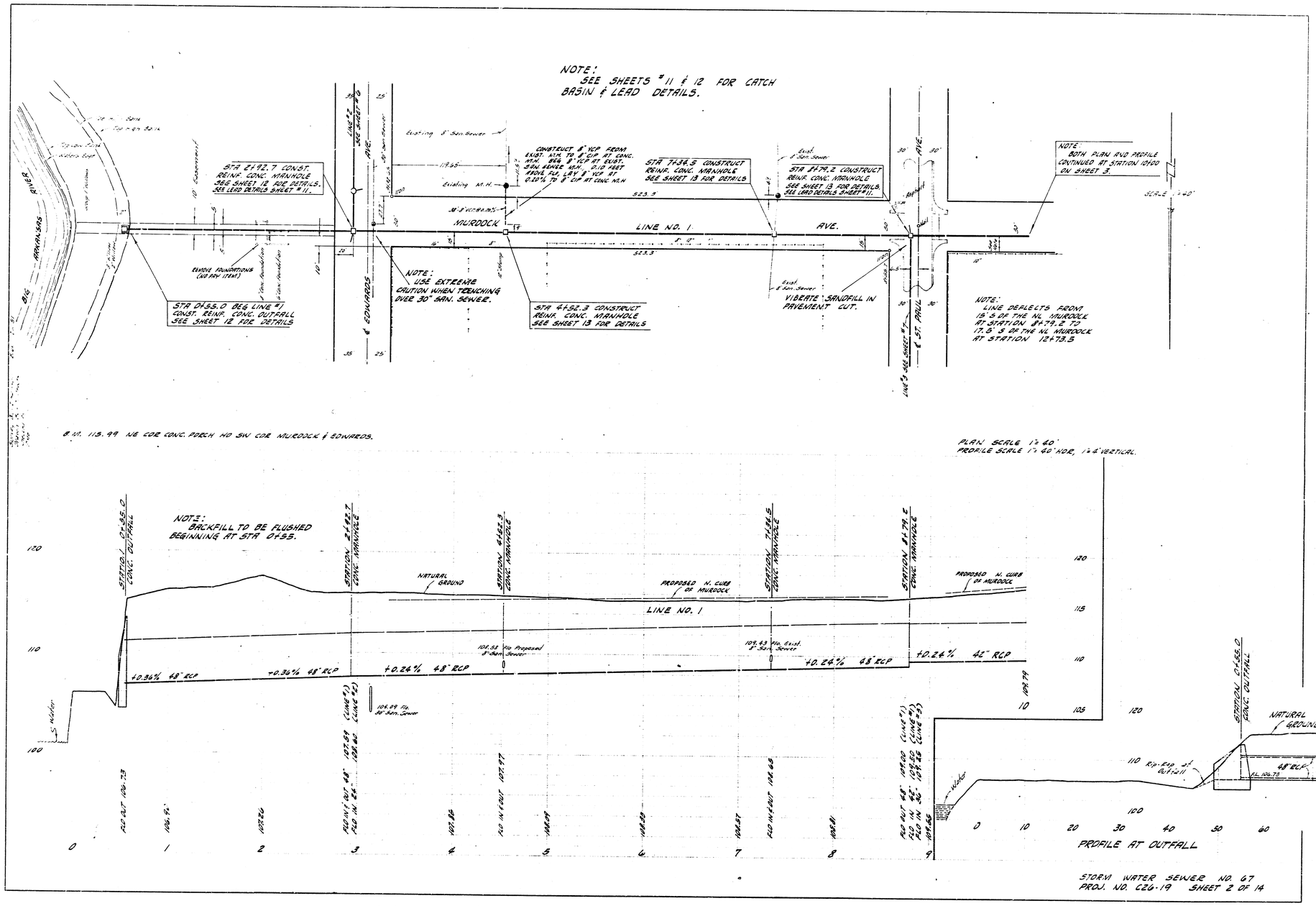

STORM WATER SEWER NO. 67
PROJ. NO. C26-19 SHEET 2 OF 14

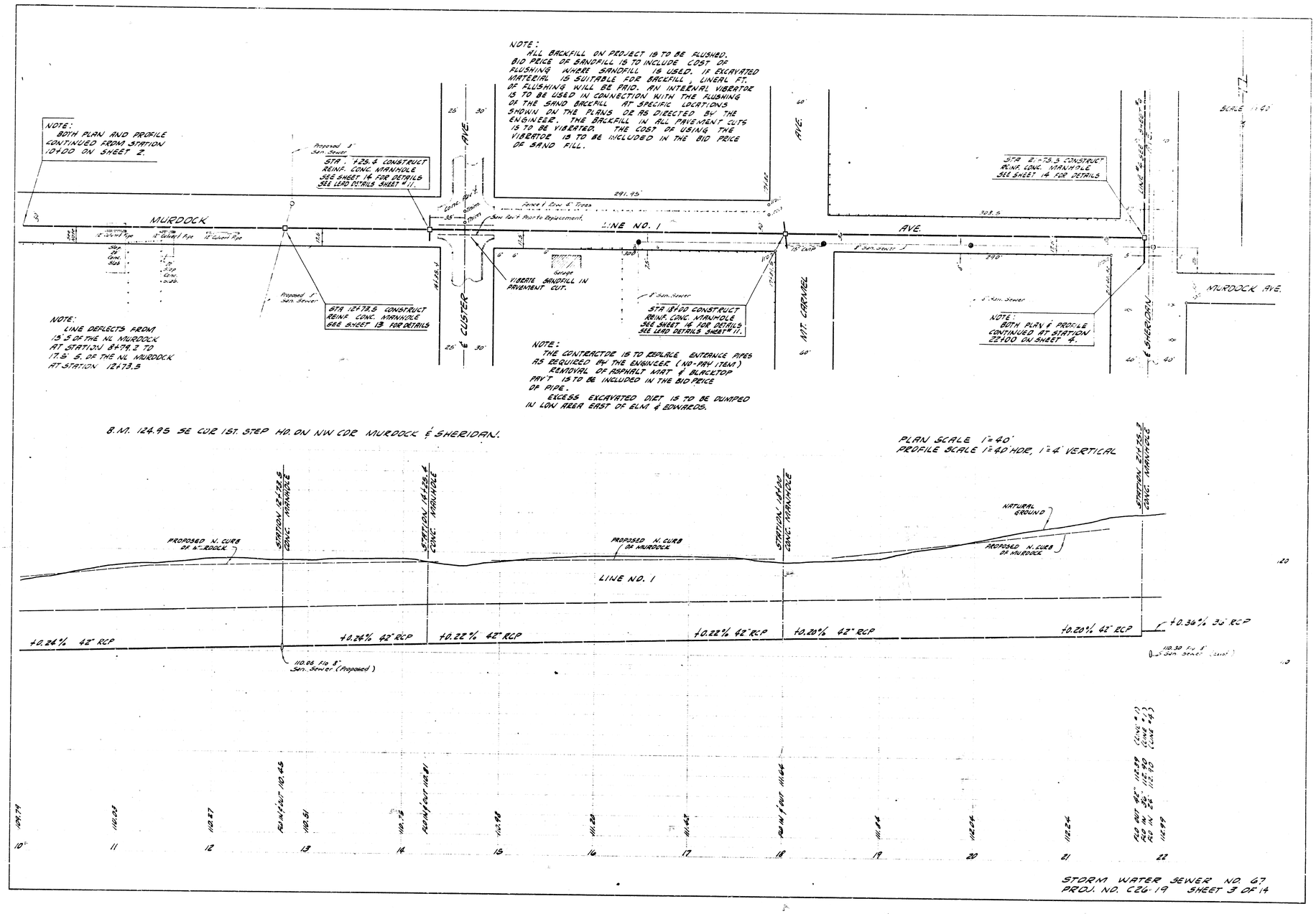
NOTE:
BOTH PLAN AND PROFILE CONTINUED FROM STATION 10+00 ON SHEET 2.
NOTE:
ALL BACKFILL ON PROJECT IS TO BE FLUSHED. BID PRICE OF SANDFILL IS TO INCLUDE COST OF FLUSHING WHERE SANDFILL IS USED. IF EXCAVATED MATERIAL IS SUITABLE FOR BACKFILL, LINEAL FT. OF FLUSHING WILL BE PAID. AN INTERNAL VIBRATOR IS TO BE USED IN CONNECTION WITH THE FLUSHING OF THE SAND BACKFILL AT SPECIFIC LOCATIONS SHOWN ON THE PLANS OR AS DIRECTED BY THE ENGINEER. THE BACKFILL IN ALL PAVEMENT CUTS IS TO BE VIBRATED. THE COST OF USING THE VIBRATOR IS TO BE INCLUDED IN THE BID PRICE OF SAND FILL.
STA. 7+29.4 CONSTRUCT REINF. CONC. MANHOLE SEE SHEET 14 FOR DETAILS SEE LEAD DETAILS SHEET # 11.
STA. 12+73.3 CONSTRUCT REINF. CONC. MANHOLE SEE SHEET 14 FOR DETAILS
STA. 12+73.5 CONSTRUCT REINF. CONC. MANHOLE SEE SHEET 13 FOR DETAILS
STA. 8+00 CONSTRUCT REINF. CONC. MANHOLE SEE SHEET 14 FOR DETAILS SEE LEAD DETAILS SHEET # 11.
NOTE:
LINE DEFLECTS FROM 13.5' OF THE N.L. MURDOCK AT STATION 8+79.7 TO 17.5' S. OF THE N.L. MURDOCK AT STATION 12+73.3
NOTE:
THE CONTRACTOR IS TO REPLACE ENTRANCE PIPES AS REQUIRED BY THE ENGINEER (NO-PAY ITEM) REMOVAL OF ASPHALT MAT & BLACKTOP PAV'T. IS TO BE INCLUDED IN THE BID PRICE OF PIPE.
EXCESS EXCAVATED DIRT IS TO BE DUMPED IN LOW AREA EAST OF ELM & EDWARDS.
NOTE:
BOTH PLAN & PROFILE CONTINUED AT STATION 22+00 ON SHEET 4.
MURDOCK
LINE NO. 1
AVE.
NIT. CARNEL
SHERIDAN
MURDOCK AVE.
SCALE 1:40
B.M. 124.95 SE COR 1ST. STEP HD. ON NW COR MURDOCK & SHERIDAN.
PLAN SCALE 1"=40'
PROFILE SCALE 1"=40' HOR. 1"=4' VERTICAL
PROPOSED N. CURB OF MURDOCK
NATURAL GROUND
+0.24% 42" RCP
+0.22% 42" RCP
+0.20% 42" RCP
+0.36% 36" RCP
110.06 Flo. 8" San. Sewer (Proposed)
110.30 Flo. 8" San. Sewer (Exist.)
STORM WATER SEWER NO. 67
PROJ. NO. C26-19 SHEET 3 OF 14

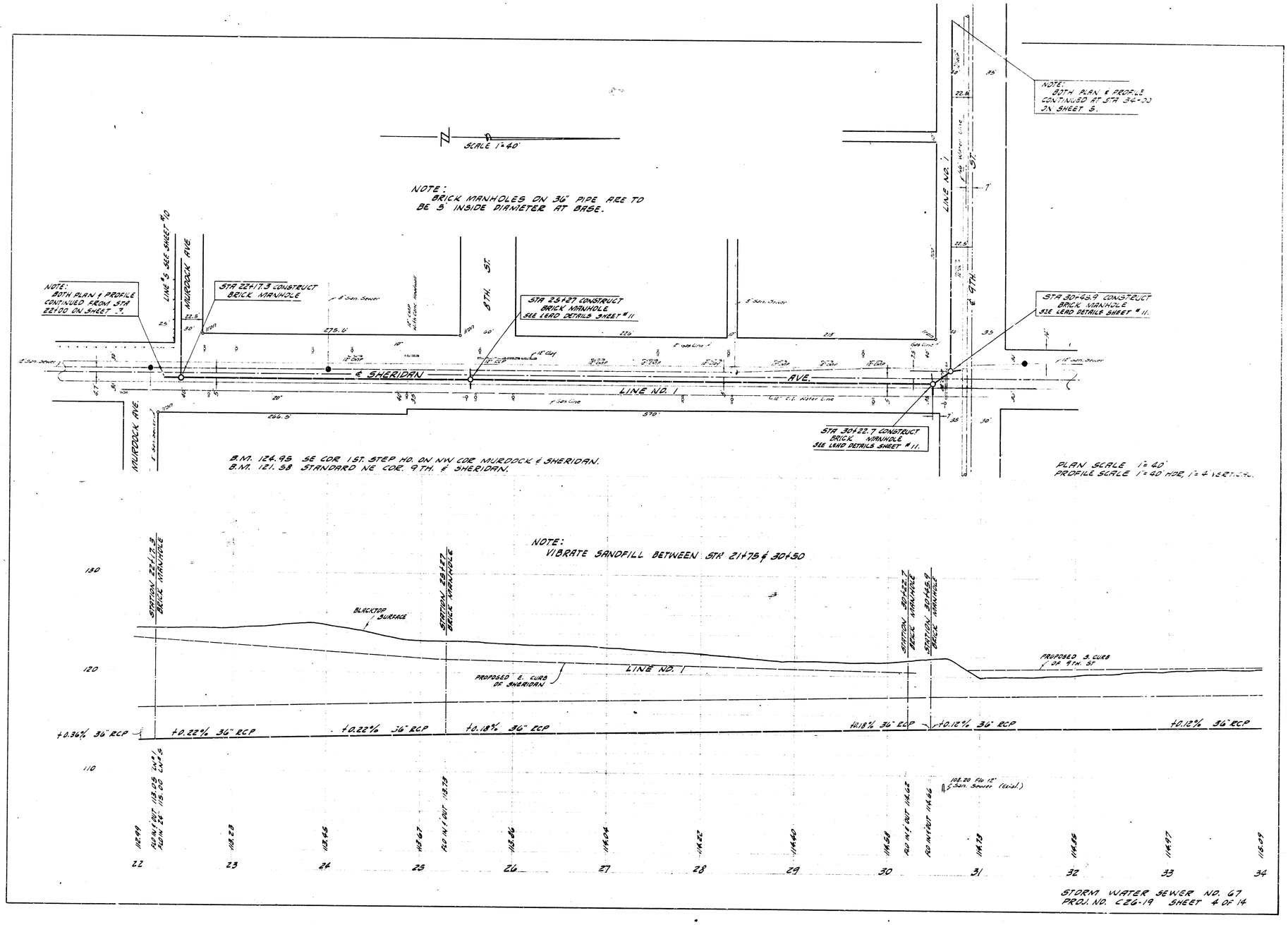

STORM WATER SEWER NO. 67
PROJ. NO. CZG-19 SHEET 4 OF 14

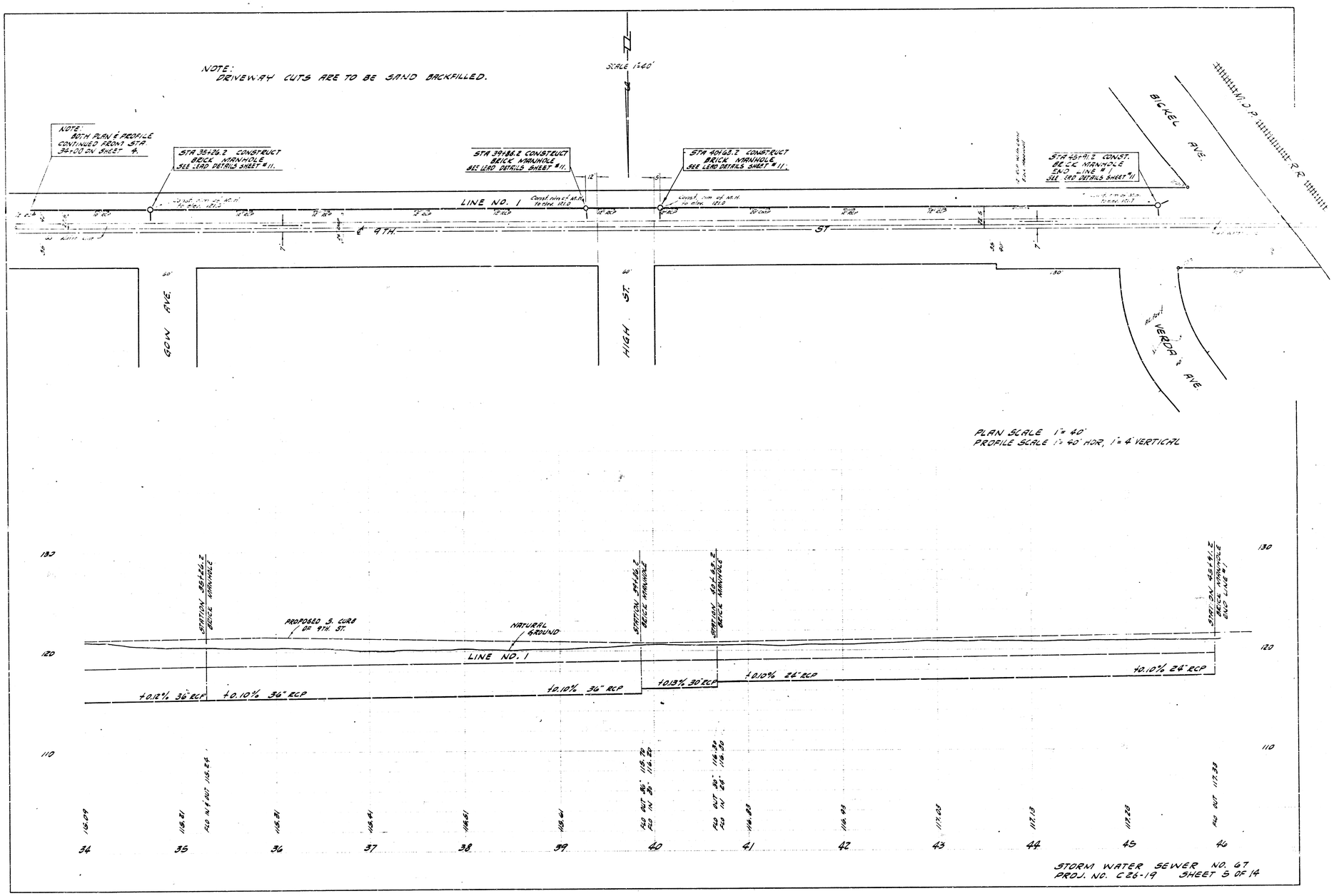

STORM WATER SEWER NO. 67
PROJ. NO. C26-19 SHEET 5 OF 14

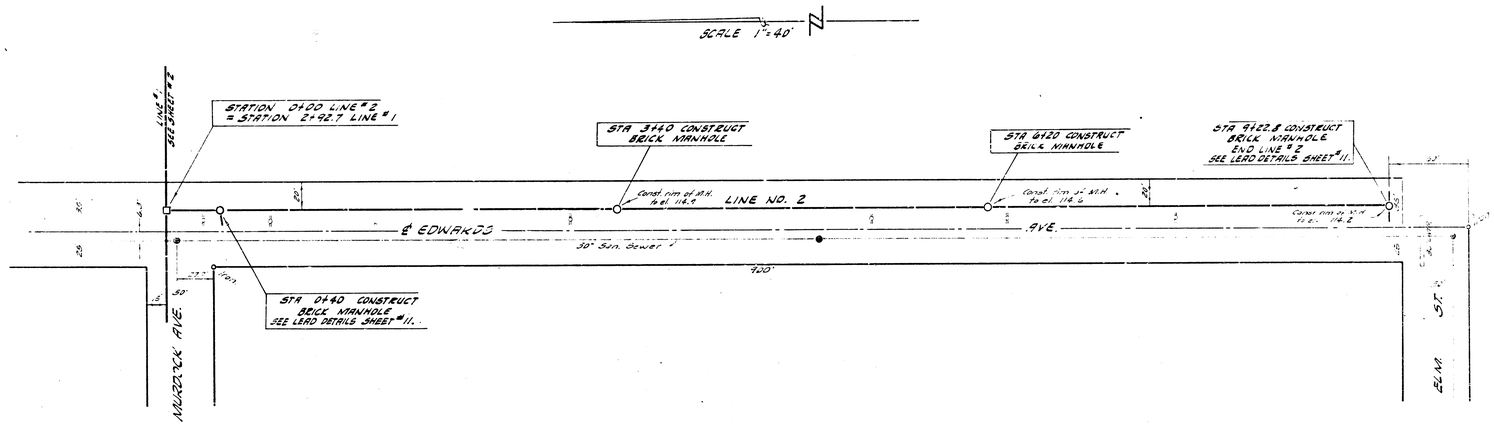

B.M. 115.99 N.E. COR CONC. PORCH HD. SW COR MURDOCK & EDWARDS

PLAN SCALE 1"=40'
PROFILE SCALE 1"=40' HOR, 1"=4' VERTICAL

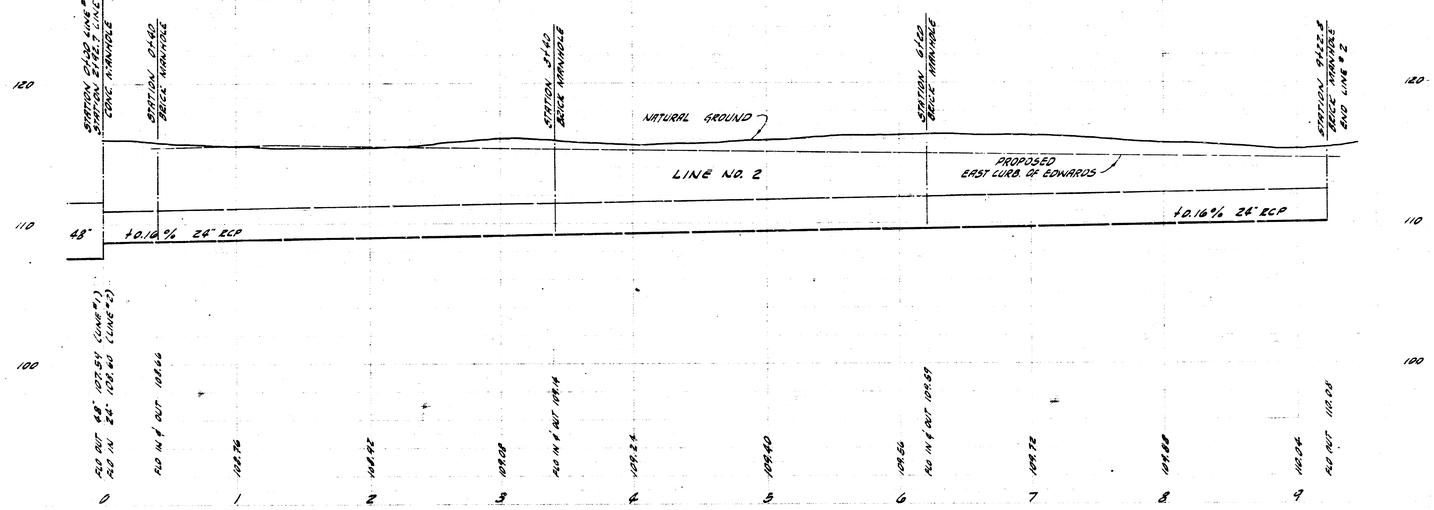

STORM WATER SEWER NO. 67
PROJ. NO. C26-19 SHEET 6 OF 14

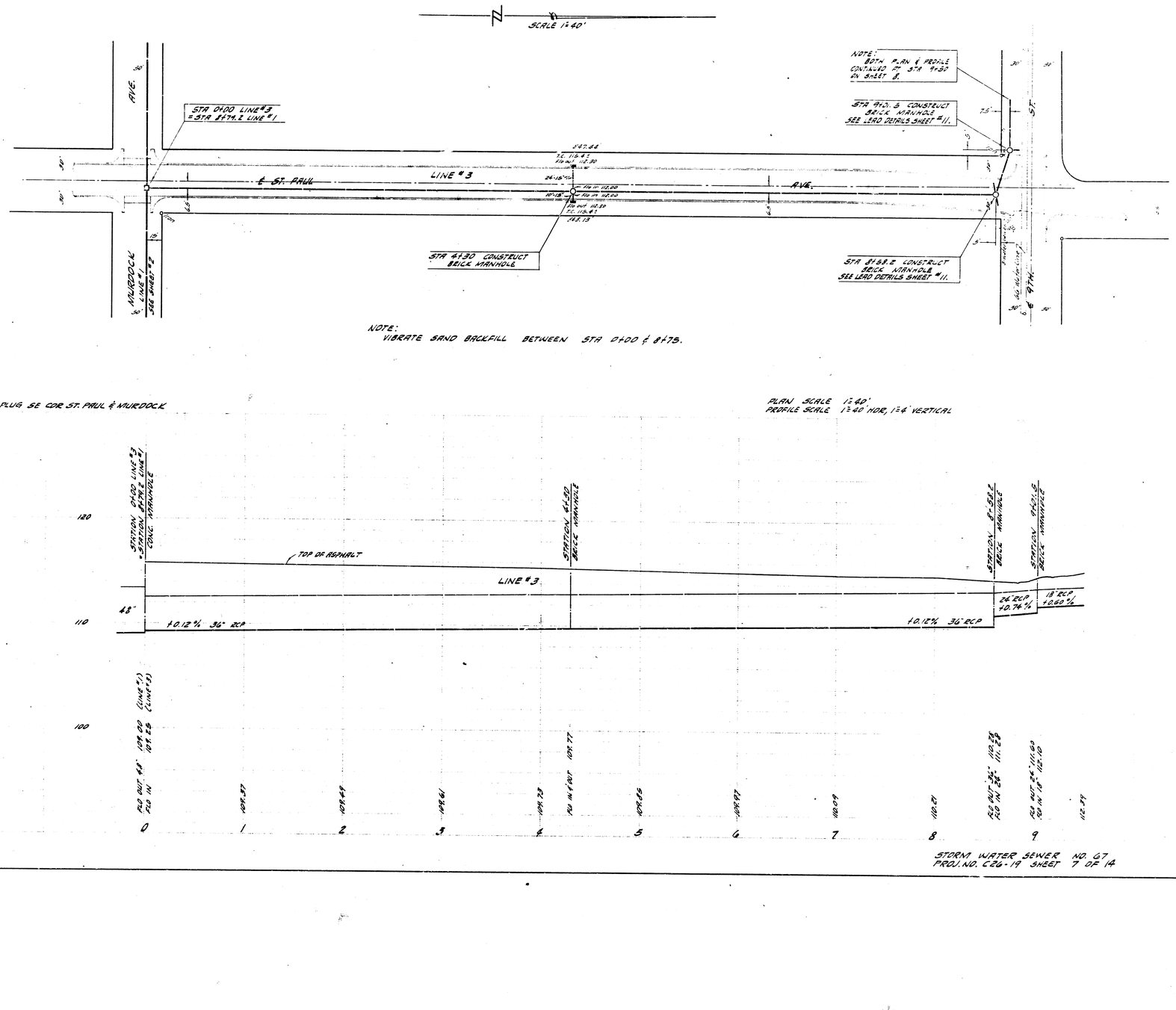

STORM WATER SEWER NO. 67
PROJ. NO. C26-19 SHEET 7 OF 14

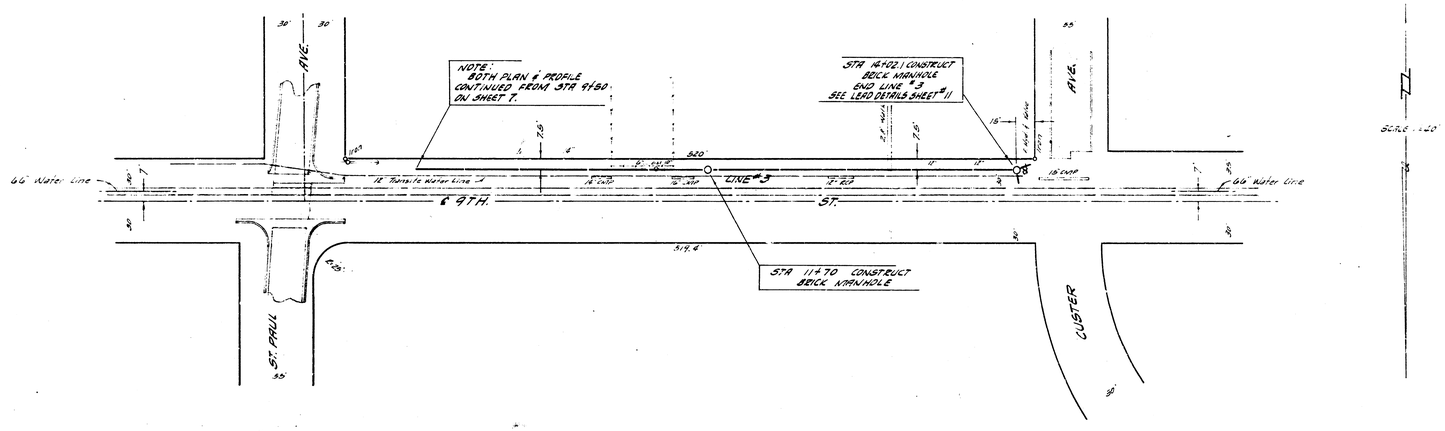

B.M. 122.77 FIRE PLUG 9TH & CUSTER

PLAN SCALE 1"=40'
PROFILE SCALE 1"=40' HOR, 1"=4' VERTICAL

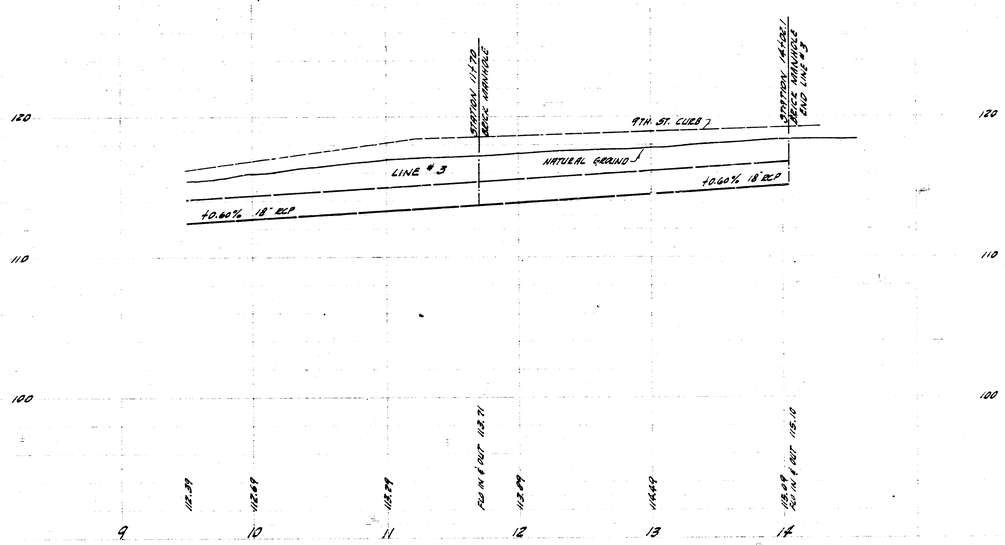

STORM WATER SEWER NO. 67
PROJ. NO. CZG-19 SHEET 8 OF 14

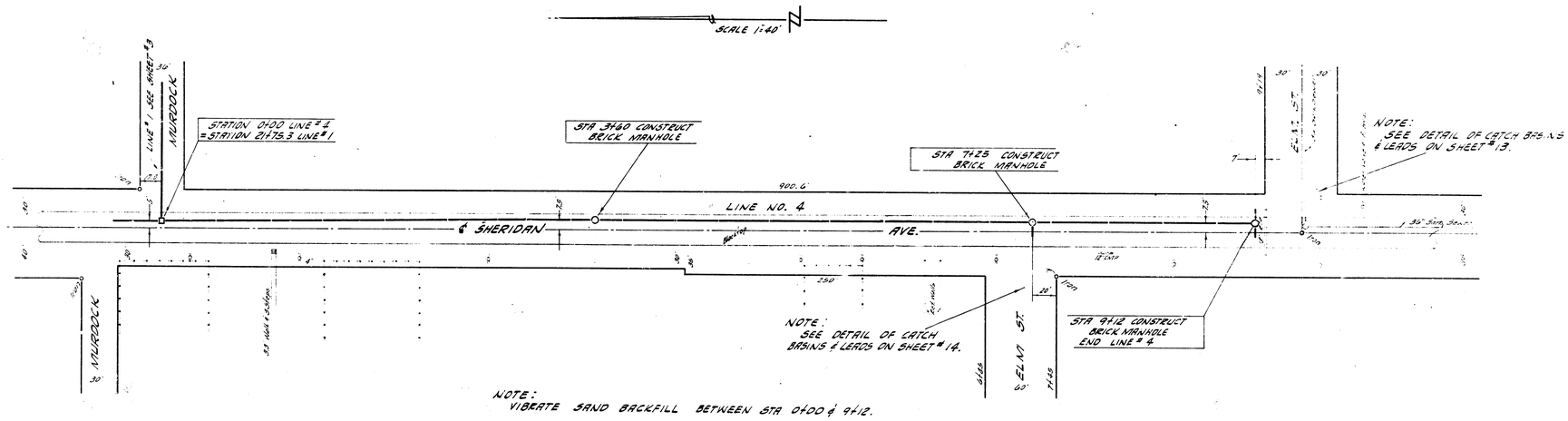

B.M. 124.95 S.E. COR. 1ST. STEP. HD. ON. NW COR SHERIDAN & MURDOCK

PLAN SCALE 1"=40'
PROFILE SCALE 1"=40' HOR, 1"=4' VERTICAL

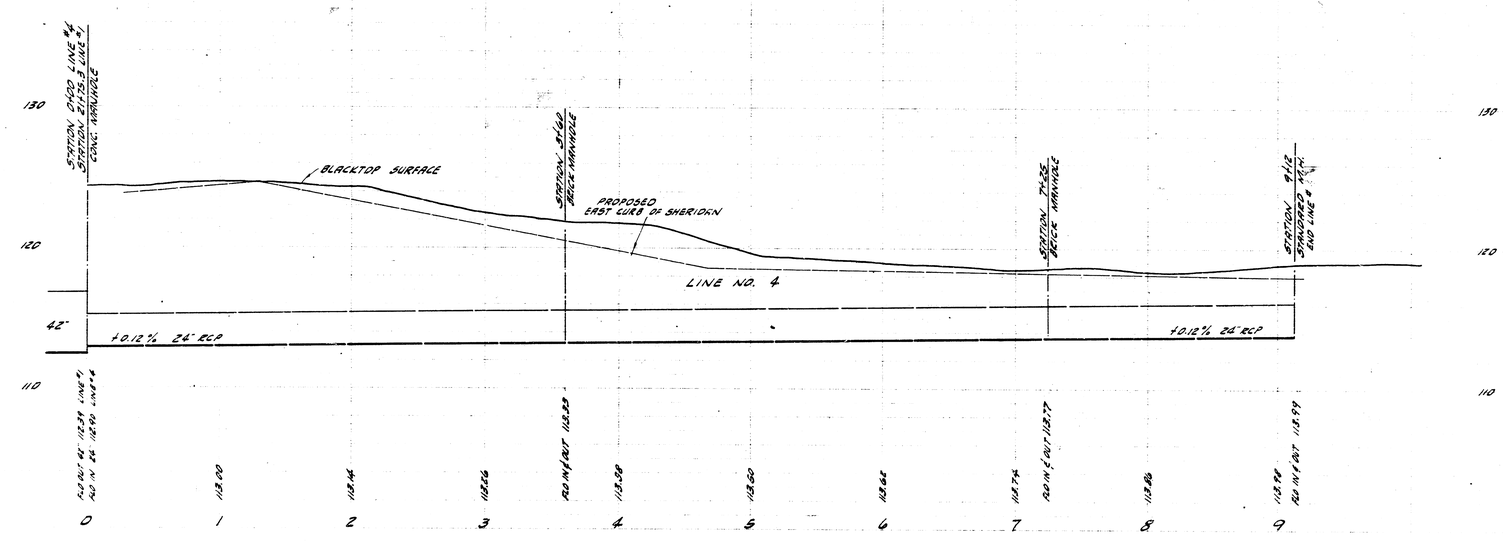

STORM WATER SEWER NO. 67
PROJ. NO. C26-19 SHEET 9 OF 14

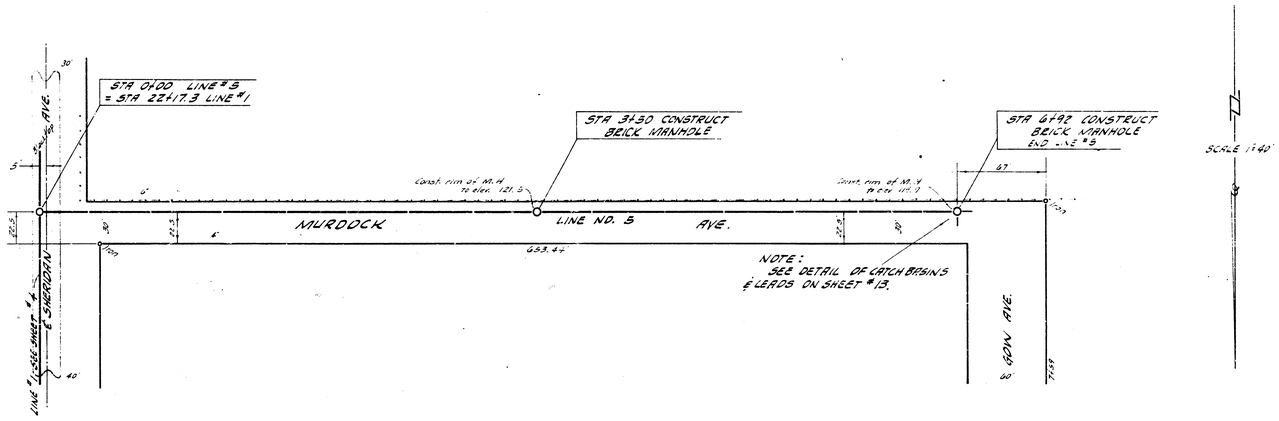

B.M. 124.95 BE COR 1ST. STEP. HD ON NW COR. SHERIDAN & MURDOCK

PLAN SCALE 1"=40'
PROFILE SCALE 1"=40' HOR, 1"=4' VERTICAL

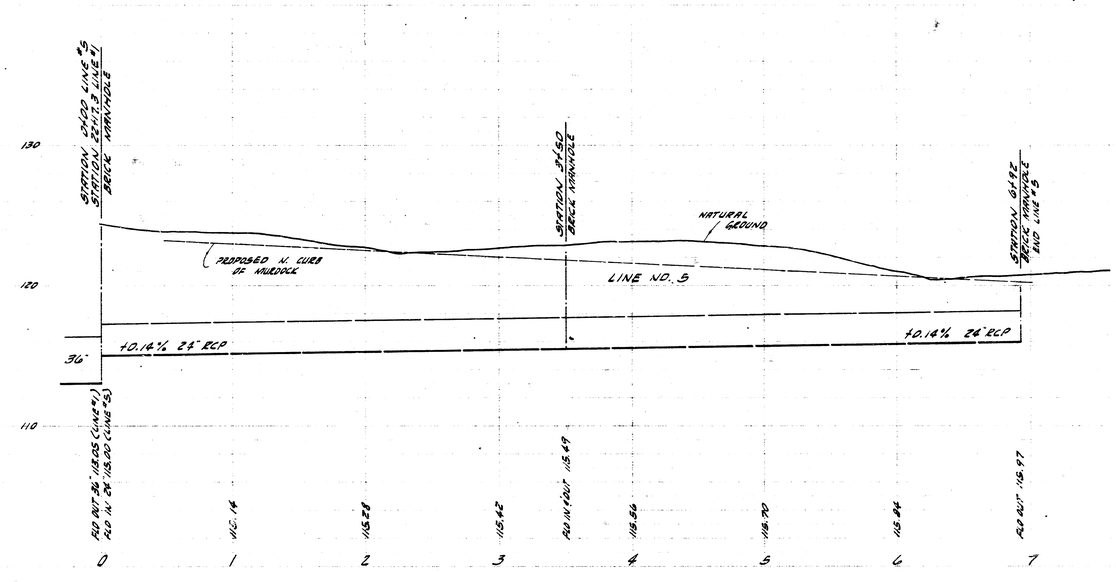

STORM WATER SEWER NO. 67
PROJ. NO. C26-19 SHEET 10 OF 14

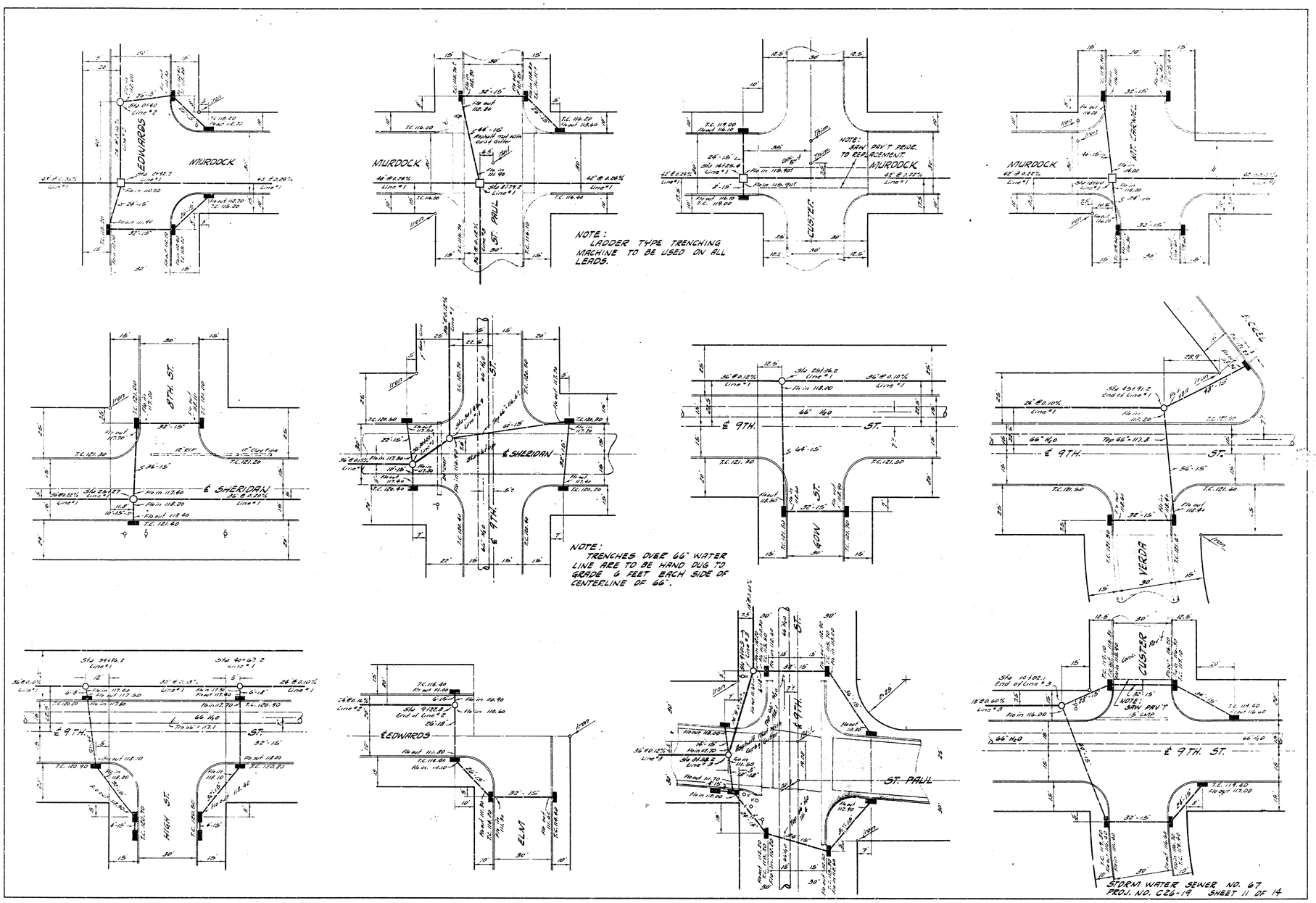

STORM WATER SEWER NO. 67
PROJ. NO. C26-19 SHEET 11 OF 14

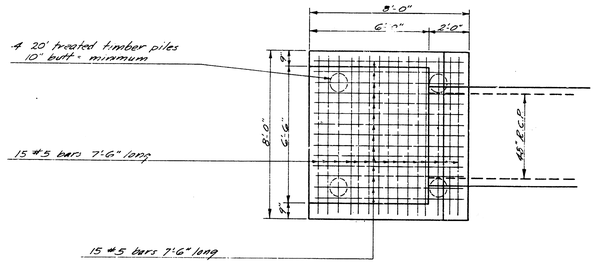

PLAN VIEW

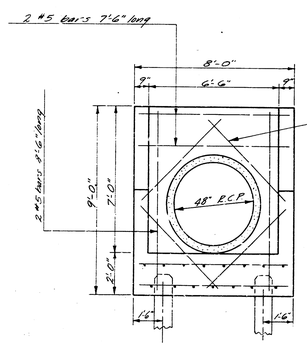

ELEVATION

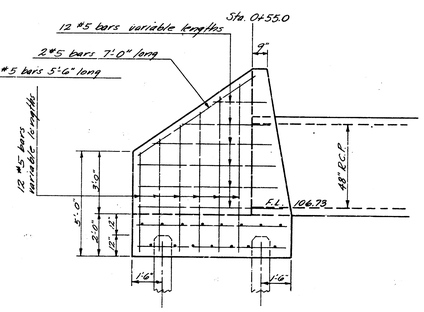

ELEVATION

REINF. CONC. OUTFALL STRUCTURE
STA. 0+55.0 LINE No. 1
Scale: 3/8" = 1'-0"

Concrete for structures shall contain not less than 165 bbls. of cement per cu. yd. of concrete. In no event shall the total water content exceed 5.50 gals. per sack of cement. The mixture of fine and coarse aggregate shall be such to produce a maximum density of a most workable mixture. An internal vibrator shall be used for placing concrete. The floor of manholes are to be shaped for flow and drainage. Approved air-entraining admixes shall be used which will control the entrained air between 4% & 6%.

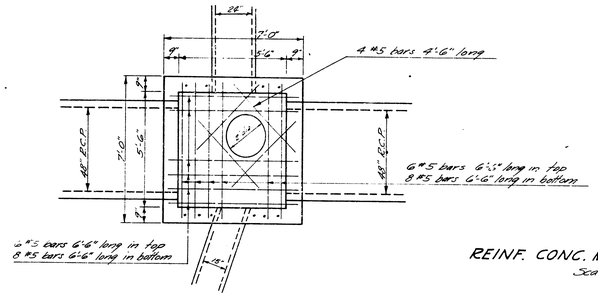

PLAN VIEW

REINF. CONC. MANHOLE - STA. 2+92.7
Scale: 3/8" = 1'-0"

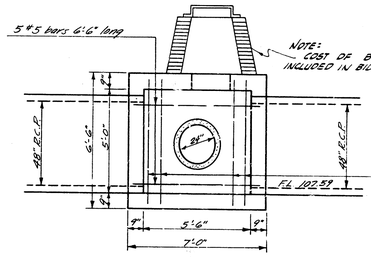

ELEVATION

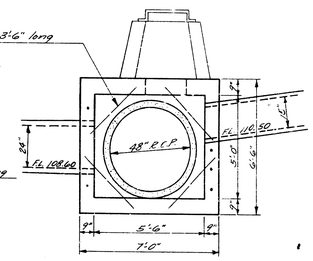

ELEVATION

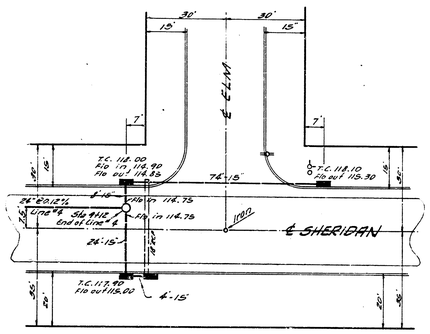

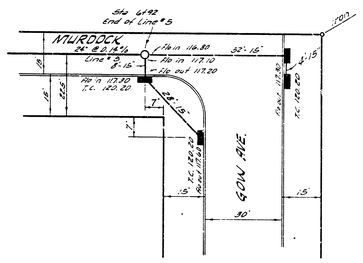

STORM WATER SEWER No. 67
PROJECT No. C26-19
SHEET No. 12 of 14

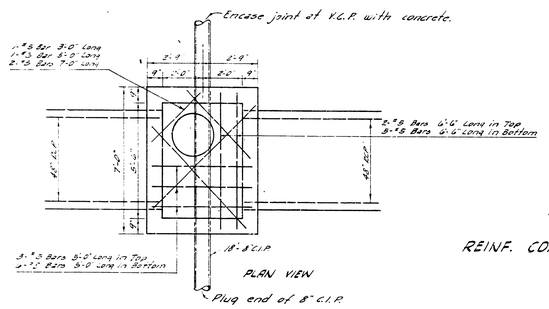

PLAN VIEW

REINF. CONC. MANHOLE STA. 4+52.3 LINE #1

Scale 3/8" = 1'-0"

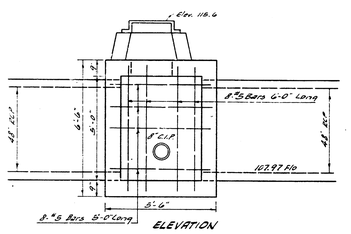

ELEVATION

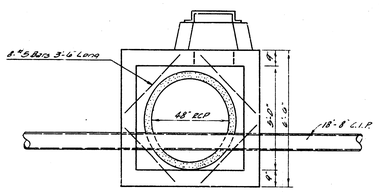

ELEVATION

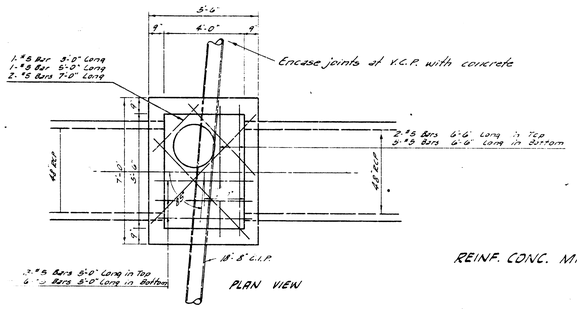

PLAN VIEW

REINF. CONC. MANHOLE STA 7+34.3 LINE #1

Scale 3/8" = 1'-0"

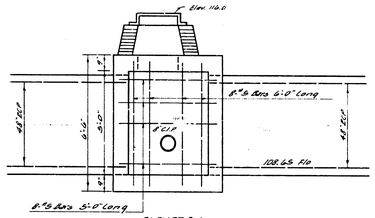

ELEVATION

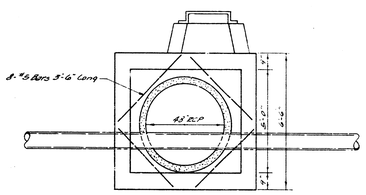

ELEVATION

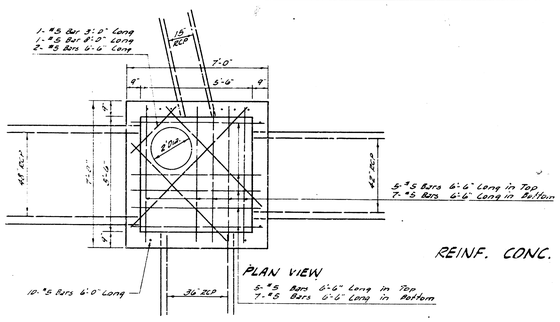

PLAN VIEW

REINF. CONC. MANHOLE STA 8+79.2 LINE #1

Scale 3/8" = 1'-0"

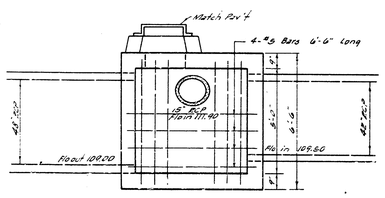

ELEVATION

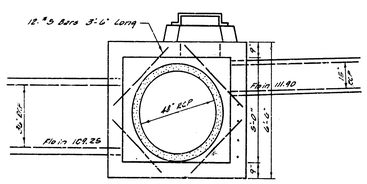

ELEVATION.

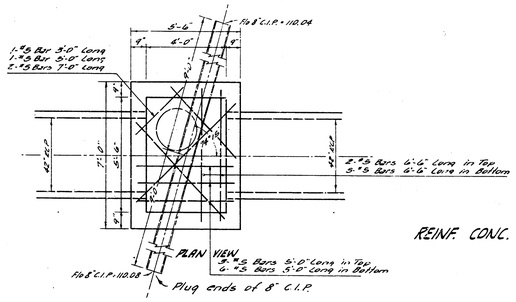

PLAN VIEW

REINF. CONC. MANHOLE STA 12+73.5 LINE #1

Scale 3/8" = 1'-0"

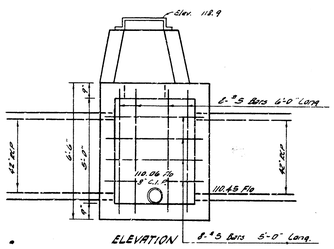

ELEVATION

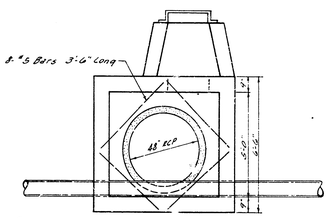

ELEVATION

STORM WATER SEWER NO. 67
PROJ. NO. CZ6-19 SHEET 13 OF 14

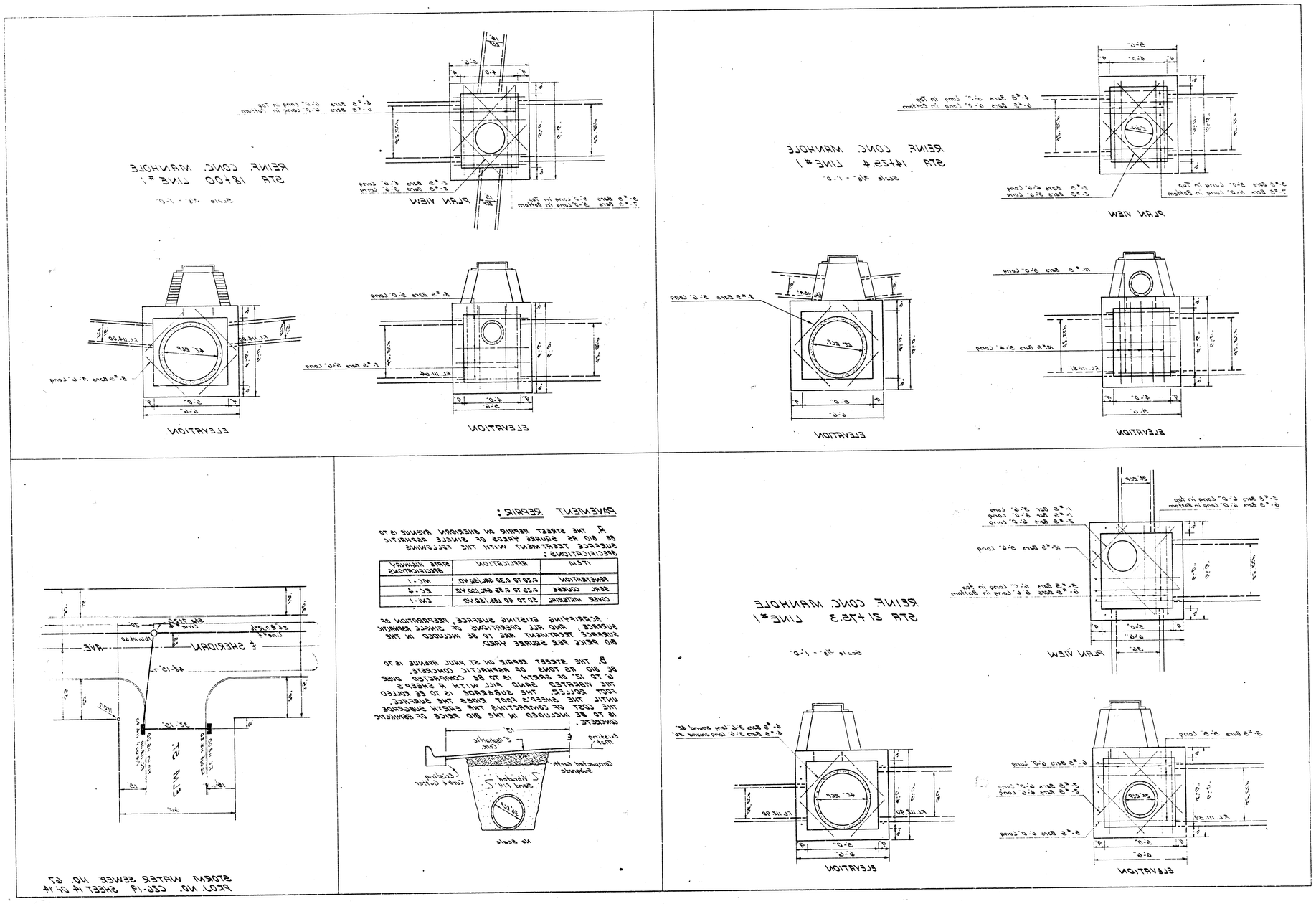

STORM WATER SEWER NO. 67
PROJ. NO. [illegible] SHEET 14 OF 14

ELEVATION
PLAN VIEW

REINF. CONC. MANHOLE
STA 21+75.3 LINE #1

Scale 3/8" = 1'-0"

No Scale
Vibrated Sand Fill
Existing Curb & Gutter
Compacted Earth Subgrade
Existing Mat
2" Asphaltic Conc.
12'

PAVEMENT REPAIR:

A. THE STREET REPAIR ON SHERIDAN AVENUE IS TO BE BID AS SQUARE YARDS OF SINGLE ASPHALTIC SURFACE TREATMENT WITH THE FOLLOWING SPECIFICATIONS:

ITEM	APPLICATION	STATE HIGHWAY SPECIFICATIONS
PENETRATION	0.20 TO 0.30 GAL/SQ.YD.	MC-1
SEAL COURSE	0.25 TO 0.35 GAL/SQ.YD.	RC-4
COVER MATERIAL	30 TO 40 LBS./SQ.YD.	CM-1

SCARIFYING EXISTING SURFACE, PREPARATION OF SURFACE, AND ALL OPERATIONS OF SINGLE ASPHALTIC SURFACE TREATMENT ARE TO BE INCLUDED IN THE BID PRICE PER SQUARE YARD.

B. THE STREET REPAIR ON ST. PAUL AVENUE IS TO BE BID AS TONS OF ASPHALTIC CONCRETE. 6" TO 12" OF EARTH IS TO BE COMPACTED OVER THE VIBRATED SAND FILL WITH A SHEEP'S FOOT ROLLER. THE SUBGRADE IS TO BE ROLLED UNTIL THE SHEEP'S FOOT RIDES THE SURFACE. THE COST OF COMPACTING THE EARTH SUBGRADE IS TO BE INCLUDED IN THE BID PRICE OF ASPHALTIC CONCRETE.

ELM ST.
℄ SHERIDAN AVE.
Line #1
Line #2

ELEVATION
PLAN VIEW

REINF. CONC. MANHOLE
STA 14+52.4 LINE #1

Scale 3/8" = 1'-0"

ELEVATION
PLAN VIEW

REINF. CONC. MANHOLE
STA 18+00 LINE #1

Scale 3/8" = 1'-0"