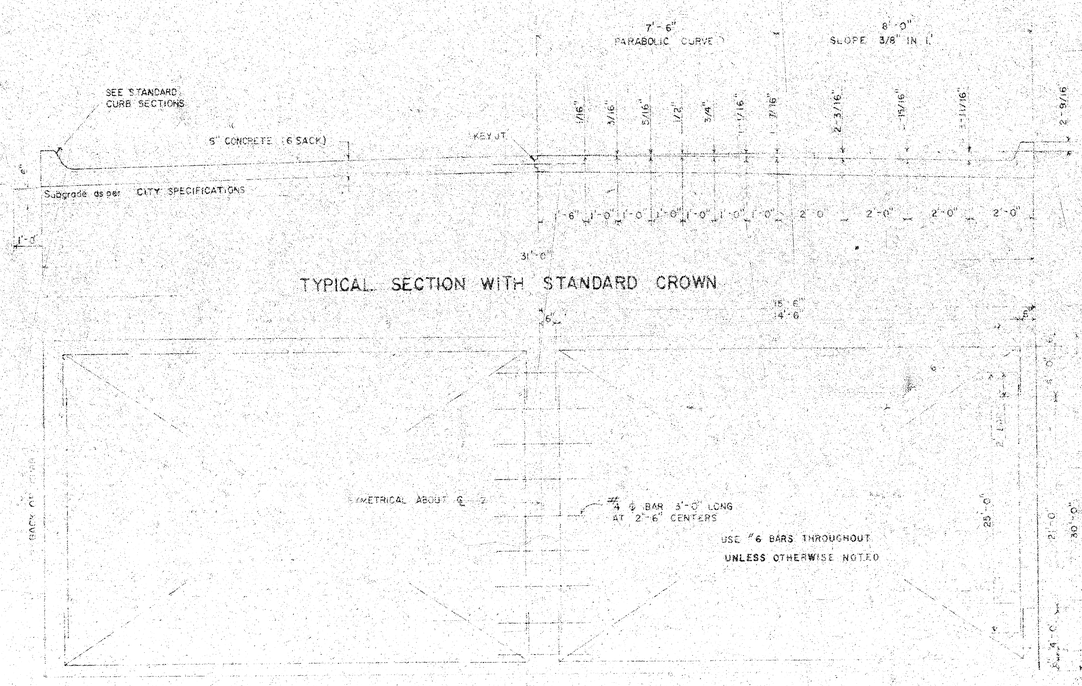
KNIGHT STREET

N. L. CALVERT - N. L. 33rd ST. SO.

TYPICAL SECTIONS OF 30' CONCRETE PAVEMENT


DAKS575016

472 76 245 80276 000 000 001



TYPICAL SECTION WITH STANDARD CROWN

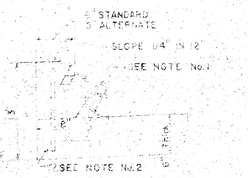
STEEL PATTERN



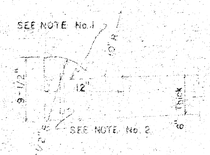
TYPICAL SECTION WITH ALTERNATE CROWN

STEEL PATTERN

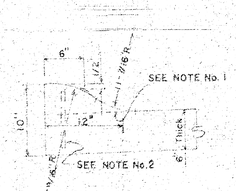
STANDARD SECTIONS OF



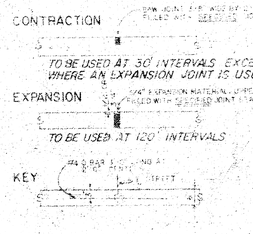
INTEGRAL CURB



ROLL-TYPE



ALTERNATE ROLL-TYPE



JOINT DETAILS

GENERAL NOTES

1. CONTRACTION JOINTS MAY BE CONSTRUCTED IN INTEGRAL CURB BY SAWING WITH AN APPROVED CONCRETE SAW. THE SAW CUT SHALL EXTEND THROUGH THE CURB TO THE PAVEMENT. SAWED CONTRACTION JOINTS SHALL HAVE A MAXIMUM SPACING OF 10'.

2. INTEGRAL CURB SHALL BE TIED TO THE PAVEMENT BASE WITH SHORT DEFORMED DOWEL BARS SPACED AT 2'-6" INTERVALS. THESE DOWEL BARS SHALL NOT BE LESS THAN 1/2" OR MORE THAN 3/4" IN DIAMETER.

H. W. LINN
3-84

CITY OF WICHITA, KANSAS

Department of Public Works — Engineering Division

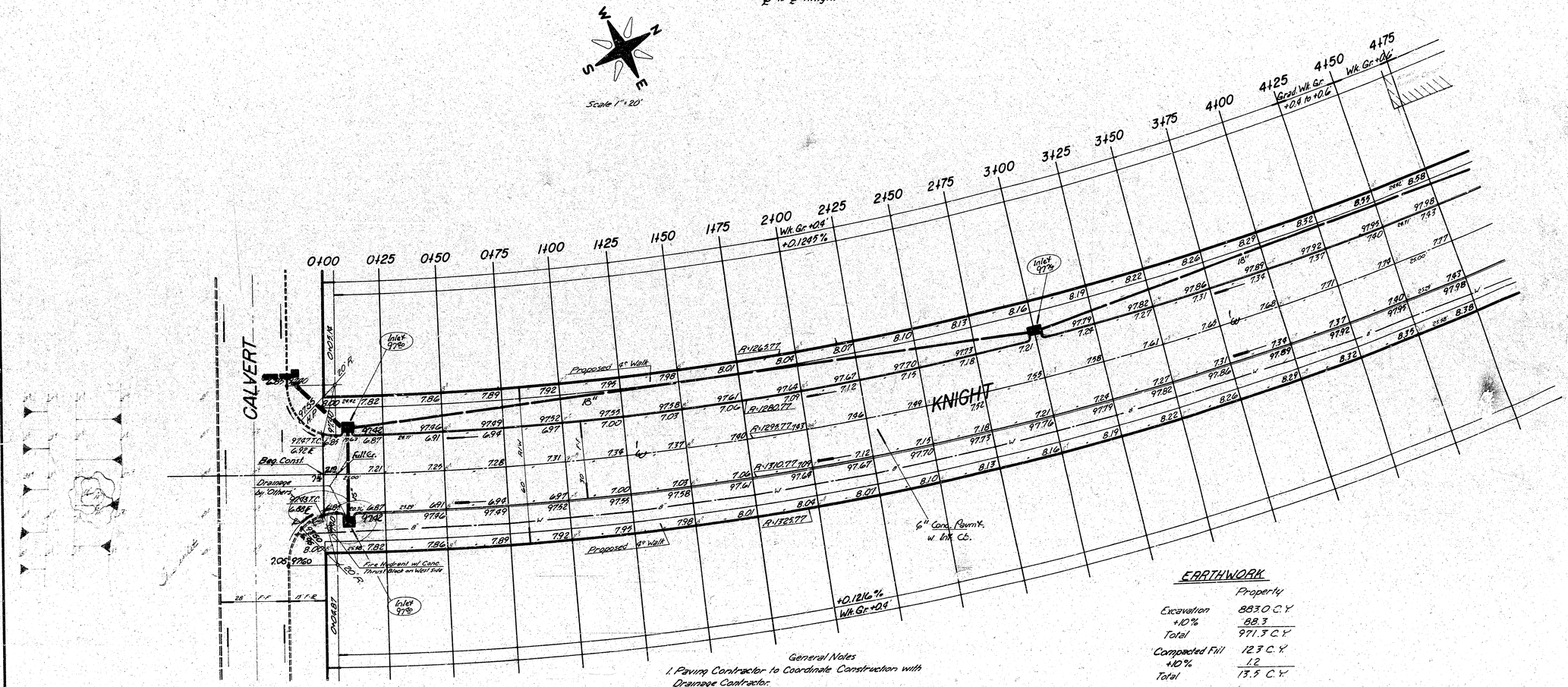
H. W. Linn — City Engineer

Date: — Project No. DAKS575016

B.M. 98.51 'D' Top of Curb, No. End Return, N.E. Corner 33rd St. & Leanne.

℄ is ℄ Knight

Scale 1" = 20'



Survey Trail ■ 1997 ?
Plan Bankside
Est.
Checked

SUB-GRADE

TYPE OF SUB-GRADE TREATMENT SHALL BE DETERMINED BY THE FIELD ENGINEER. SUB-GRADE TREATMENT MAY CONSIST OF LIME TREATMENT, CEMENT TREATMENT, SUB-GRADE MODIFICATION, OR ANY COMBINATION OF THESE.

NOTE TO FIELD ENGINEER & CONTRACTOR
Grade parking and clear right-of-way for proposed sidewalk. Compact fill in sidewalk area. TO BE CONSTRUCTED BY "OTHERS".

General Notes

1. Paving Contractor to Coordinate Construction with Drainage Contractor.
2. Field Engineer to Take Cross-Sections Before Beginning Construction.

EARTHWORK

	Property
Excavation	883.0 C.Y.
+10%	88.3
Total	971.3 C.Y.
Compacted Fill	12.3 C.Y.
+10%	1.2
Total	13.5 C.Y.
Manipulation (Calc.)	2122.2 S.Y.

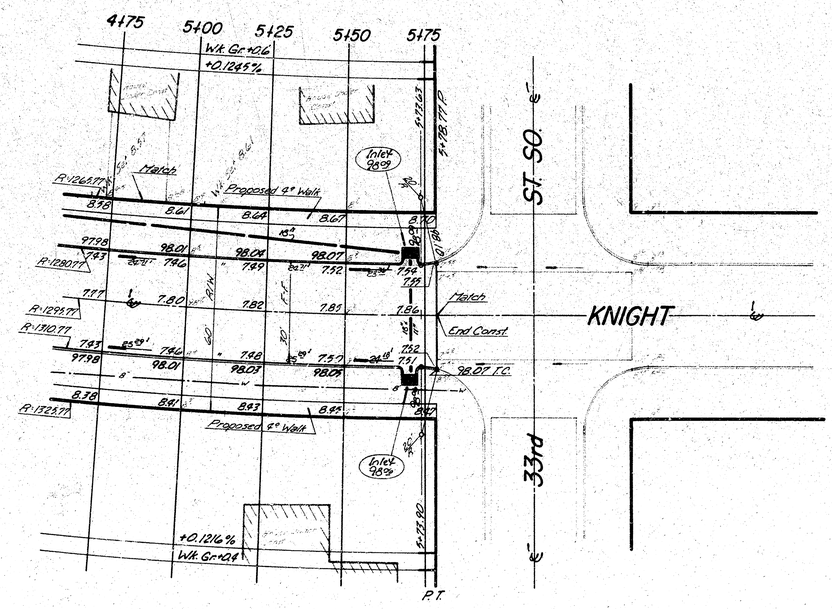
KNIGHT STREET
N.L. Calvert—N.L. 33rd St. So.
DAKS575016
472-76-245-80276-000-000-001

2/4

B.M. 98.31 'D' No. End Return, N.E. Corner 33rd St. & Leanne.
℄ is ℄ Knight



Scale 1"=20'



Note: Contractor to use caution when working equipment over SWS Line due to shallow fill over the pipe.

Δ = 25°35'30" R. = 1295.77' T. = 294.29' L. = 578.77' LC. = 573.97'

CURVE DATA BASED ON ℄ RAD. Δ/2 = 12°47'45"

STA.	ARC.	CHORD LENGTH: ℄ OFF ℄ CB.	℄ OFF ℄ CB.	DEFLECTION	TOTAL DEFLECTION
0+00	-	-	-	-	0°00'00"
0+04.87	4.87	4.78	4.96	0°06'28"	0°06'28"
0+05.14	0.27	0.26	0.28	0°00'21"	0°06'49"
0+25	19.86	19.51	20.21	0°26'21"	0°33'10"
0+50	25.00	24.54	25.44	0°33'10"	1°06'20"
0+75	"	"	"	0°33'09"	1°39'29"
1+00	"	"	"	0°33'10"	2°12'39"
1+25	"	"	"	"	2°45'49"
1+50	"	"	"	"	3°18'59"
1+75	"	"	"	0°33'10"	3°52'09"
2+00	"	"	"	0°33'09"	4°25'18"
2+25	"	"	"	0°33'10"	4°58'28"
2+50	"	"	"	"	5°31'38"
2+75	"	"	"	0°33'10"	6°04'48"
3+00	"	"	"	0°33'09"	6°37'57"
3+25	"	"	"	0°33'10"	7°11'07"
3+50	"	"	"	"	7°44'17"
3+75	"	"	"	"	8°17'27"
4+00	"	"	"	0°33'10"	8°50'37"
4+25	"	"	"	0°33'09"	9°23'46"
4+50	"	"	"	0°33'10"	9°56'56"
4+75	"	"	"	"	10°30'06"
5+00	"	"	"	"	11°03'16"
5+25	"	"	"	0°33'10"	11°36'26"
5+50	25.00	24.54	25.44	0°33'09"	12°09'35"
5+73.63	23.63	23.21	24.04	0°31'21"	12°40'56"
5+73.90	0.27	0.26	0.28	0°00'22"	12°41'18"
5+78.77	4.87	4.78	4.96	0°06'27"	12°47'45"

Def'l = 1.326526 Min. I.F.

KNIGHT ST.

3/14