LAWRENCE LANE

S. L. ROCKHURST 4TH TO N. L. ROCKHURST 4TH ADDN.

PROJECT NO. ——— DAKS 577111

472-76-245-80602-000-000-001

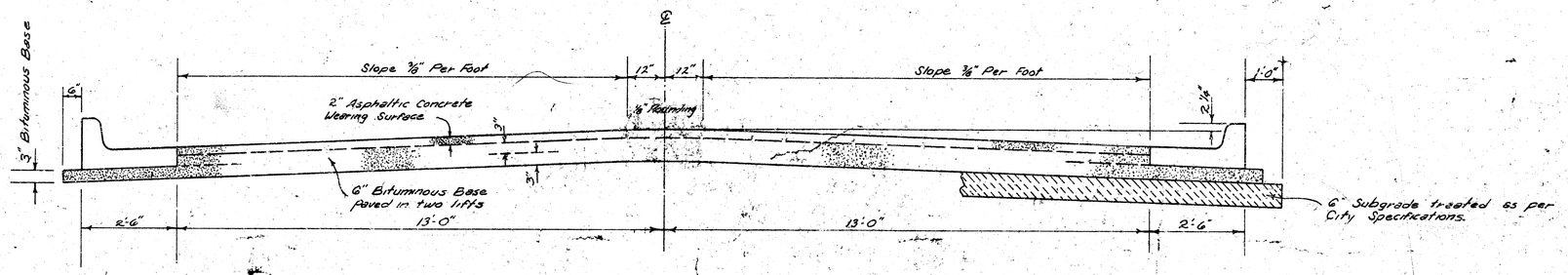

COMBINED CURB & GUTTER

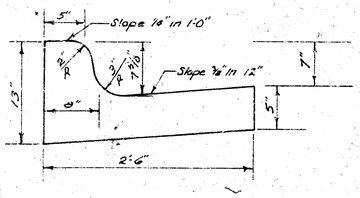

ROLL TYPE CURB & GUTTER

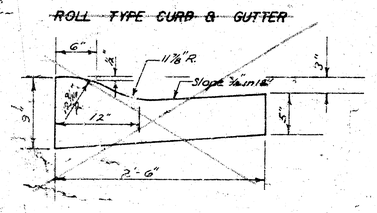

TYPICAL SECTION

31' ASPHALTIC CONCRETE PAVEMENT WITH BITUMINOUS BASE

A TACK COAT OF EMULSIFIED ASPHALT (SS-1H) SHALL BE APPLIED AT AN APPROXIMATE RATE OF 0.05 GALLONS PER SQ. YD. BETWEEN LIFTS OF ASPHALTIC MATERIALS WHEN ORDERED BY THE ENGINEER. TACK COAT WILL NOT BE PAID FOR DIRECTLY AND SHALL BE CONSIDERED AS SUBSIDIARY TO PRICE BID FOR ASPHALTIC PAVEMENT.

BITUMINOUS BASE AND ASPHALTIC CONCRETE WEARING SURFACE SHALL BE PLACED WITH A LAYDOWN MACHINE HAVING AUTOMATIC ELECTRONIC CONTROLS FOR CROWN AND GRADE. CONSTRUCTION JOINTS IN EACH LIFT SHALL BE STAGGERED A MINIMUM DISTANCE OF 1' WITH JOINTS IN PRECEDING LIFTS AND SUCH THAT A JOINT WILL BE CONSTRUCTED ON THE PAVEMENT CENTERLINE IN THE TOP LIFT.

The A.C. pavement between the Comb. Curb & Gutter shall be paid as Sq. Yds. 8" A.C. Pavement (6" Bituminous Base). The Bituminous Base under the Comb. Curb & Gutter shall be paid as Sq. Yds. 3" Bituminous Base.

DETAIL OF TRANSVERSE CONSTRUCTION JOINTS

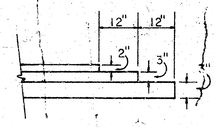

TRANSVERSE CONSTRUCTION JOINTS SHALL BE CONSTRUCTED IN FLEXIBLE BASE PAVEMENTS AT LOCATIONS WHERE PAVEMENT TEMPORARILY ENDS TO FACILITATE FUTURE PAVEMENT CONSTRUCTION AS SHOWN BY DETAIL. THE COST OF CONSTRUCTING THE TRANSVERSE CONSTRUCTION JOINTS SHALL NOT BE MEASURED OR PAID FOR DIRECTLY BUT SHALL BE INCLUDED IN THE BID PRICE FOR SQUARE YARDS OF ASPHALTIC CONCRETE PAVEMENT.

CITY OF WICHITA, KANSAS

DEPARTMENT OF PUBLIC WORKS — ENGINEERING

R. W. LINN CITY ENGINEER

DATE:_____ PROJ. NO. DAKS 577111

Original

B.M. 185% ± Cut Top E. End Conc. Culvert W. Side Drainage Ditch W. Side Lawrence Lane app. 1000' N. of 13th St.

B.M. 204.83 + Top E. CB. Governeour on ℄ Aberdeen.

Baseline is ℄ Lawrence Ln.

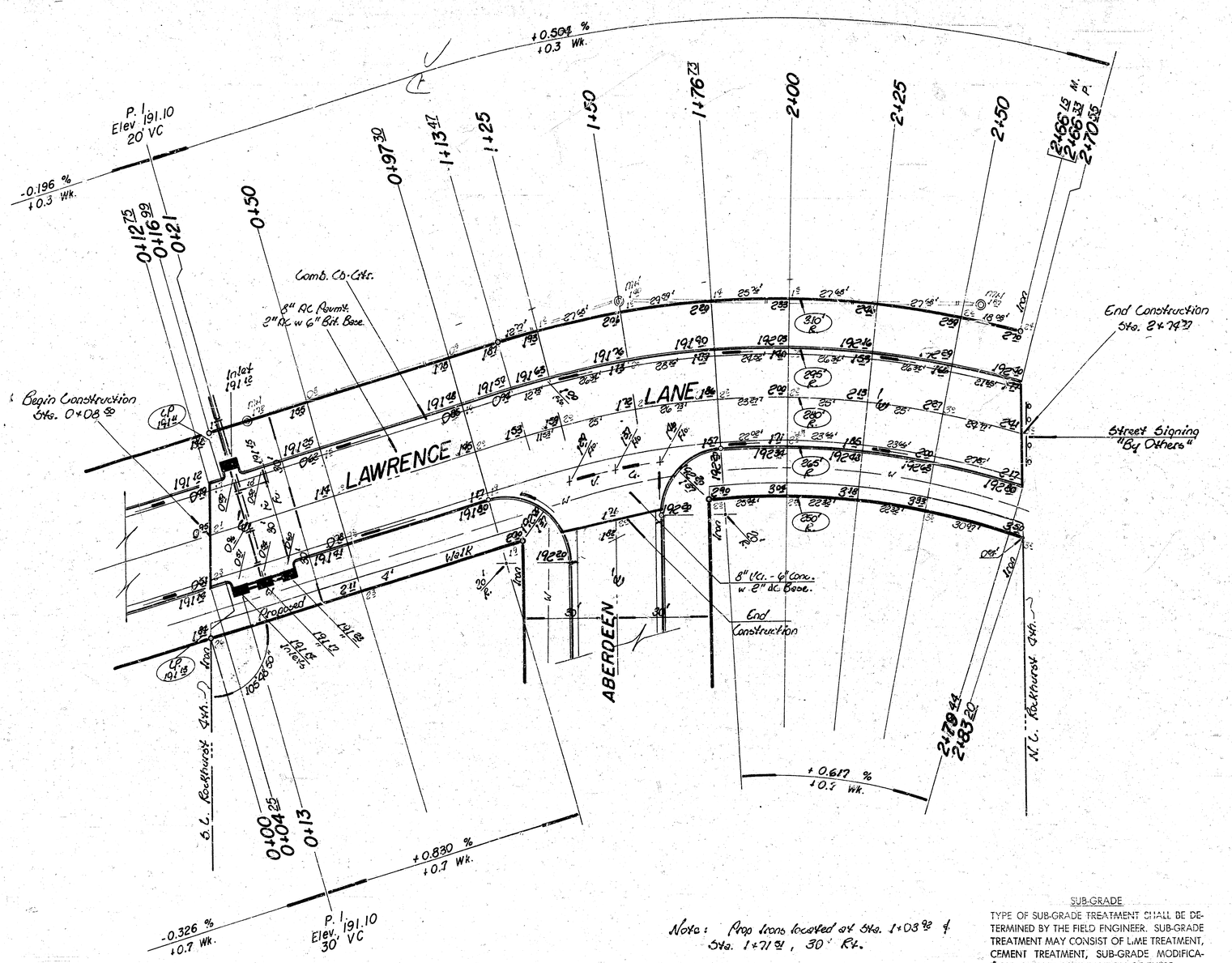

Scale: 1" = 50'

Δ = 33°00'26" R. = 280' T. = 82.93' L. = 161.30' LC. = 159.08'

CURVE DATA BASED ON ℄ RAD. Δ/2 = 16°30'13"

STA.	ARC.	CHORD LENGTH δ OFF ℄ CB.	CHORD LENGTH δ OFF ℄ CB.	DEFLECTION	TOTAL DEFLECTION
1+13.47	—	—	—	—0—	—0—
1+25	11.53'	12.48'	10.58'	1° 10' 47"	1° 10' 47"
1+50	25'	27.02'	22.94'	2° 33' 28"	3° 44' 15"
1+76.73	26.73'	28.91'	24.33'	2° 44' 06"	6° 28' 21"
2+00	23.27'	25.17'	21.35'	2° 22' 51"	8° 51' 12"
2+25	25'	27.02'	22.94'	2° 33' 28"	11° 24' 40"
2+50	25'	27.02'	22.94'	2° 33' 28"	13° 58' 08"
2+70.55	20.55'	22.23'	18.86'	2° 06' 09"	16° 04' 17"
2+74.77	4.22'	4.57'	4.22'	0° 25' 55"	16° 30' 12"
2+79.44	4.67'	5.09'	4.69'	0° 28' 40"	16° 58' 52"

Defl. / Ft. = 6.13883357 min.

Note:

Ties to be taken of any 'irons' either moved or destroyed during Construction shall be replaced.

Pavement Construction shall be Co-Ordinated w. Storm Water Sewer Construction.

No more than 1 - 20' Drive shall be constructed on this project.

Earthwork Quantities

Property		City	
Excavation = 246 cy	Comp. fill = 0 cy	Excavation = 304 cy	Comp fill =
+ 10 % = 24 cy	+ 10 % = 0 cy	+ 10 % = 30 cy	+ 10 % =
Total = 271 cy	Total = 0 cy	Total = 334 cy	Total =

Manipulation = 411 sy. Manipulation = 640 sy.

Note: Prop Irons located at Sta. 1+03.98 & Sta. 1+71.21, 30' Rt.

SUB-GRADE

TYPE OF SUB-GRADE TREATMENT SHALL BE DETERMINED BY THE FIELD ENGINEER. SUB-GRADE TREATMENT MAY CONSIST OF LIME TREATMENT, CEMENT TREATMENT, SUB-GRADE MODIFICATION, OR ANY COMBINATION OF THESE.

LAWRENCE LANE

S. L. Rockhurst 4th to N. L. Rockhurst

2" AC Pavement w. 6" Bit. Base - Comb.

CITY OF WICHITA,

R. W. Linn — City En

Project No. — DAKS 5

472-76-245-80602-000-000-00

Date